

HOME *of the* BUCCANEERS

906 Lakeview Avenue Milford, DE 19963

Phone: (302) 422-1600

**AGENDA FOR MONDAY, JULY 10, 2017 AT 6:00 PM  
PUBLIC SCHOOL BOARD MEETING  
MILFORD CENTRAL ACADEMY**

*It is anticipated that the board will open a regular session meeting and immediately adjourn into executive session returning to a regular session meeting at 7:00 pm.*

**1. Call to Order by President**

**2. Roll Call**

\_\_\_\_\_ Mrs. Dennehy

\_\_\_\_\_ Mr. Emory

\_\_\_\_\_ Mr. Evans

\_\_\_\_\_ Ms. Kirby

\_\_\_\_\_ Mrs. Purcell

\_\_\_\_\_ Mr. Schelhouse

\_\_\_\_\_ Mrs. Wiley

**3. Adjournment to Executive Session**

A. Personnel Matters – See 29 Del. C § 10004(b)(9)

**4. Introduction of Visitors**

**5. Pledge of Allegiance**

**6. Approval of Minutes**

A. Regular Meeting Minutes for June 19, 2017 **Action Item** (Attachment 1)

**7. Changes and Additions to the Agenda**

**8. Establishment of Schedule of Regular Meeting Dates and Times for 2017-2018.**

**Action Item** (Attachment 2)

**9. Superintendent Reports – Dr. Kevin Dickerson**

A. State Budget Summary

B. School Budget Impacts

1. Milford School District

2. Tax Rate Components

10. **BUSINESS – Mrs. Sara Croce**
  - A. Sussex and Kent County Tax Rate Proposal **Action Item** (Attachment 3)
11. **Public Comment**
12. **Personnel – Dr. Paul Walmsley**
  - A. Personnel **Action Item** (Attachment 4)
13. **Instruction and Student Programs**
  - A. **Director of Elementary Education – Dr. Bridget Amory**
    1. Curriculum Summer Task Force Progress
    2. Handwriting
    3. Boys & Girls Club Partnership
  - B. **Director of Secondary Education – Dr. Jason Peel**
    1. Field Trip Approval – MHS Band/Chorus **Action Item** (Attachment 5)
  - C. **Director of Special Education – Ms. Laura Manges**
14. **Administrative Services**
  - A. **Transportation – Mr. Harold Walters**
    1. Field Trip/Athletics Bid Packet **Action Item** (Attachment 6)
15. **Adjournment**

MILFORD SCHOOL DISTRICT  
BOARD OF EDUCATION  
REGULAR MEETING – JUNE 19, 2017  
MILFORD ANNEX BUILDING

Board Members Present

Mrs. Wiley – President  
Mr. Fry – Vice President  
Mrs. Dennehy  
Mr. Emory – left at 6:59 pm  
Ms. Kirby  
Mr. Rust  
Mr. Schelhouse  
Dr. Dickerson, Exec. Secretary

Admin. Present

Dr. Walmsley	S. Firch
Mrs. Croce	G. Mason
Dr. Amory	C. Mason
Dr. Peel	K. Stahl
Mrs. Manges	R. Evans
Dr. Stevenson	M. Firch
Mrs. Hallman	H. Walters
Mrs. Carter	R. Viramontes
Mr. Snyder	J. Purcell
Mrs. Carnevale	E. Rust
Mrs. McKenzie	S. Whaley
Dr. Kilgore	

---

The Regular Meeting of the Milford Board of Education was called to order by President Wiley at 6:16 PM on Monday evening, June 19, 2017 in the Annex Board Room.

**ROLL CALL**

**MOTION MADE BY MR. SCHELHOUSE/SECONDED BY MRS. DENNEHY** to adjourn into Executive Session at 6:18 PM. **Motion carried unanimously.**

**ADJOURNMENT TO EXECUTIVE SESSION FOR THE PURPOSE OF DISCUSSING PERSONNEL AND LEGAL MATTERS.**

**A.** Personnel Matters – See 29 Del. C. § 10004(b)(9)

**MOTION MADE BY MRS. DENNEHY/SECONDED BY MR. RUST** to adjourn Executive Session at 7:03 PM. **Motion carried unanimously.**

**INTRODUCTION OF VISITORS**

**PLEDGE OF ALLEGIANCE**

**APPROVAL OF MINUTES**

**MOTION MADE BY MR. SCHELHOUSE/SECONDED BY MRS. DENNEHY** for the Board to approve the minutes of the June 5, 2017 Special School Board Meeting. **Motion carried unanimously.**

## **CHANGES AND ADDITIONS**

Buildings, Grounds and Operations was moved before Recognition and Accomplishments.

## **ADMINISTRATIVE SERVICES**

### **A. Buildings, Ground and Operations**

Dr. Glen Stevenson reported Jerry's Paving will start the Morris paving project the first week of August. He also noted Representative Kenton provided extra funding for the back parking lot. The district thanks Representative Kenton for his help with this project.

The Ross chiller equipment will be delivered July 7<sup>th</sup>. The project should take about three weeks and will be completed by August 1<sup>st</sup>. Milford School District employees will demolish the current equipment to prepare for the installation.

## **RECOGNITION AND ACCOMPLISHMENTS**

### ***State Championship Softball Team***

Dr. Dickerson recognized the softball team and coaches. The team members are: Nia Bowe, Julia Reed, Rajene Bowe, Genesis Chamberlayne, Darby Brennan, Megan Fry, Macey Myers, Courtney Kohel, Morgan Abbott, Kalaysia Reynolds, Emily Sickles, Morgan Petty, and Khya Reynolds. Sean Brennan is head coach with assistants Kevin Barkley, Rick Andrews, Rob Masten, Brittany O'Neil and Brian Rogers. Director of softball operations is student Trevell Palmer.

### ***Kylie Moorman***

Kylie was honored as the Delaware Outstanding AAA School Safety Patroller, one of six students in the United States (and the first student from Delaware in the program's history) to receive the National School Safety Patrol Lifesaving Award and was the first recipient of the William J. Miller Safety Award which earned Kylie a \$1,000 scholarship.

### ***Jennifer Rust***

Jennifer was awarded fifth place out of 200 at an Awards Ceremony for the children's book she wrote and illustrated called *Worldwide Girls*. This was an entry into the B'Nai B'rith Diverse Minds Writing Challenge focusing on the message of tolerance. Jennifer will be attending Columbia College in Chicago.

### ***Milford School District Retirees***

Dr. Dickerson recognized the retirees from the district for their years of service. Luis Melendez, Central Academy had 1 year with MSD/11 years overall; Diane Retzlaff, Morris Early Childhood Center had 15 years with MSD/17 years overall; Leslie Johnson, Central Academy had 19 years with MSD/25 years overall; Susan Wyman, Morris Early Childhood Center had 22 years with MSD/25 years overall; Brenda Heberling, High School, had 24 years with MSD/26 years overall; Cindy Carey, MSD Speech had 25 years with MSD/25 years overall; Charles Clayville, Central Academy had 25 years with MSD/25 years overall; Jan Wilkins-Barbier, Central Academy had 25 years with MSD/28 years overall; Kim Mitchell, Ross Elementary had 30 years with MSD/30 years overall and Mark Hatfield, Central Academy had 32 years with MSD/37 years overall.

Dr. Dickerson recognized Barry Fry and Eugene Rust for their commitment of 5 years to the Milford Board of Education. He also acknowledged Mr. Fry's 42 years of service to the district and Mr. Rust's 35 years of service to the district.

## **SUPERINTENDENT REPORTS**

Administrators from each school presented school information from their newsletters.

### ***Lulu M. Ross Elementary***

Mrs. McKenzie, Principal, said the Red Nose Day profited \$550 and the funds collected for the Cancer Chain made it possible to donate \$260. She gave a huge thank you to Sara Hague for her dedication to the PTP and everything she did for the students.

### ***Banneker Elementary***

Dr. Kilgore, Principal, reported Banneker had their annual safe summer kickoff before the end of the school year.

### ***Morris Early Childhood Center***

Mrs. Hallman, Principal, reported the students had a wonderful end of year celebration at Funland with no cost for the students.

### ***Mispillion Elementary***

Mrs. Carter, Assistant Principal, said a recognition ceremony for the P.R.I.D.E. Safety Patrol members was held for parents and invited guests for 4<sup>th</sup> and 5<sup>th</sup> grade classes. During this ceremony Mispillion Elementary was presented an award of \$500 for the AAA School Safety Advancement Grant. Mispillion Elementary was excited to be chosen as 1 of 11 schools in the nation to receive this award and expand the patrollers' role.

### ***Central Academy***

Mrs. Carnevale, Principal, stated the Aloha Dance at the end of the school year was a great success as were the concerts and 8<sup>th</sup> grade Awards Ceremony. Summer school started with approximately 100 students attending.

### ***Milford High School***

Mr. Snyder, Principal, informed everyone that Chris Lankford, MHS band student, was accepted to the Delaware Governor's School for Excellence in music for percussion. Mrs. Veronica Evans traveled to Utah to score AP Government exams. This is a prestigious honor for an AP teacher.

### ***Athletics***

Mr. Snyder congratulated and stated the names of the Academic All-Conference athletes, the Spring 2017 All-Conference athletes and the 2017 Spring All-State athletes.

### ***July 10<sup>th</sup> Board Meeting***

The July 10<sup>th</sup> Board Meeting will be held in the Milford Central Academy Cafeteria at 7:00 pm.

### **BUDGET & TAX RATE INFORMATION UPDATE**

Dr. Dickerson and Mrs. Croce held three Community meetings regarding projected tax rates. The community was thanked for their attendance and participation.

### **PERSONNEL**

#### ***Personnel Reports***

#### **RECOMMEND FOR EMPLOYMENT – PROFESSIONAL CONTRACT**

CROCE, Robert

Ross/Mispillion – Student and Family Interventionist

Effective: August 23, 2017

Bachelor's Degree: Clemson University

Years of Experience: 13

LONG, Curtis

Morris – Special Education/Kindergarten Teacher

Effective: August 23, 2017

Bachelor's Degree: Wesley College

Years of Experience: 1

STREET, Alicia

Ross- Special Education Coordinator

Effective: August 23, 2017

Bachelor's & Master's Degree: Wesley College

Years of Experience: 6

STUBBOLO, Garth

High School – Science Teacher

Effective: August 23, 2017

Bachelor's Degree: University of Delaware

Years of Experience: 28

#### **RESIGNATION**

BURNHAM, Tammy

Mispillion – Grade 1 Teacher

Effective: June 30, 2017

Years of Service to MSD: 3

GARGANO, Lisa

Central Academy – Grade 7 Math Teacher

Effective: June 30, 2017

Years of Service to MSD: 7

HUMES, Tanya

High School – English Teacher

Effective: June 30, 2017

Years of Service to MSD: 7

SHAEFFER, Angela  
Ross – RTI Coordinator  
Effective: June 30, 2017  
Years of Service to MSD: 3

RETIREMENT

HILLIGOSS, Michael  
Central Academy – Assistant Principal  
Effective: June 30, 2017  
Years of Service to MSD: 25

FMLA

Board Only

TRANSFER

BURKE, Sheree  
Transfer from 11-month Speech Pathologist to 10-month Speech Pathologist  
Effective: August 28, 2017

RILL, Aaron  
Transfer from 10-month Agriculture Teacher to 12-month Agriculture Teacher  
Effective: July 1, 2017

RECOMMEND FOR EMPLOYMENT – SUMMER SCHOOL

Recommend for employment in summer school, contingent upon funding and enrollment:

Teachers

Ashley Lockwood  
Taylor Clendaniel  
Christina Knotts

Substitute Teacher

Courtney Bailey  
Marina Branner

Paraprofessionals

Valerie Newsome  
Lisa McQueen  
Wayne Newsome  
Louise O'Bier  
Brittany Chorman  
Ileana Heredia  
Robert McPhatter  
Karen Reynolds

Substitute Paraprofessional  
Melida Tijerino

**MOTION MADE BY MRS. DENNEHY/SECONDED BY MR. SCHELHOUSE** to approve the Personnel report as written. **Motion carried unanimously.**

***Discrimination Board Policy #4101***

**MOTION MADE BY MRS. DENNEHY/SECONDED BY MR. RUST** to approve the Discrimination Board Policy #4101. **Motion carried unanimously.**

***Salary Schedule: Substitutes Board Policy #4308***

**MOTION MADE BY MR. SCHELHOUSE/SECONDED BY MR. RUST** to approve the Salary Schedule: Substitutes Board Policy #4308. **Motion carried unanimously.**

**BUSINESS**

**MOTION MADE BY MRS. DENNEHY/SECONDED BY MR. RUST** to approve the Revenue and Expenditure Reports as of May 31, 2017. **Motion carried unanimously.**

***Child Nutrition Program Policy #3304A***

**MOTION MADE BY MRS. DENNEHY/SECONDED BY MR. SCHELHOUSE** to approve the Child Nutrition Program Policy #3304A. **Motion carried unanimously.**

***Audit Report***

A summary of the School District Authorized Tax Rate Agreed Upon Procedures Engagement FY15/FY16 was presented. A copy of the full report can be found by following the link on the Milford School District website.

**ADMINISTRATIVE SERVICES**

***Transportation***

Mr. Walters presented the Field Trip/Athletics Bid Packet for review.


***Technology***

Mr. Whaley reported that the technology department has started their summer projects.

**ADJOURNMENT**

**MOTION MADE BY MR. FRY/SECONDED BY MR. RUST** that the Regular Meeting of the Milford Board of Education held on Monday, June 19, 2017 is adjourned at 8:10PM. **Motion carried unanimously.**





906 Lakeview Avenue Milford, DE 19963  
Phone: (302) 422-1600

---

**July 10, 2017**

**FY 2017-18 SCHEDULE OF BOARD MEETINGS**

<b>July 6, 2017</b>	<b>8 AM</b>	<b>Reorganization Meeting</b>
<b>July 10, 2017</b>	<b>7 PM</b>	<b>Regular Meeting</b>
<b>August 3, 2017</b>	<b>7 PM</b>	<b>Regular Meeting</b>
<b>August 21, 2017</b>	<b>7 PM</b>	<b>Regular Meeting</b>
<b>September 18, 2017</b>	<b>7 PM</b>	<b>Regular Meeting</b>
<b>October 16, 2017</b>	<b>7 PM</b>	<b>Regular Meeting</b>
<b>November 20, 2017</b>	<b>7 PM</b>	<b>Regular Meeting</b>
<b>December 18, 2017</b>	<b>7 PM</b>	<b>Regular Meeting</b>
<b>January 16, 2018</b>	<b>7 PM</b>	<b>Regular Meeting</b>
<b>February 20, 2018</b>	<b>7 PM</b>	<b>Regular Meeting</b>
<b>March 19, 2018</b>	<b>7 PM</b>	<b>Regular Meeting</b>
<b>April 16, 2018</b>	<b>7 PM</b>	<b>Regular Meeting</b>
<b>May 21, 2018</b>	<b>7 PM</b>	<b>Regular Meeting</b>
<b>June 18, 2018</b>	<b>7 PM</b>	<b>Regular Meeting</b>
<b>July 9, 2018</b>	<b>7 PM</b>	<b>Reorganization Meeting</b>

## ***State Budget Impact Summary***

### **1. Budget areas reduced from FY 2017**

- a. Division II Energy unit value reduced by 2% from \$2,435 to \$2,387
- b. Operating funds reduced by \$26.0 million as reflected in Division II – All Other Costs. See attached for requested redistribution process.
- c. No match taxes approved for reductions

### **2. Budget areas unchanged from FY 2017**

- a. Transportation split will remain 90/10
- b. Professional/curriculum development remains unchanged
- c. Education Sustainment remains unchanged

### **3. Health insurance changes**

- a. For eligible employees, double state share increases from \$25 per month to 50% of plan premium effective January 1, 2018
- b. Additional \$2.0 million in savings yet to be identified.
- c. Another open enrollment may be scheduled depending if there are benefit or premium changes

## Financial Impact to Milford School District:

Operating Funding Reduction =

Approximately \$727,698.25

Division II Energy Funding Reduction =

Approximately \$13,149.90

**Total Reduction = Approximately \$740,848.15**

## Additional Taxpayer Impact

1. Section 97 Budget Epilogue - Senior Property Tax Credit reduced to 50% or \$400.
  - a. Pending additional legislation

# Milford School District

---

Fiscal Year 2018 Tax Rate Proposal

July 10, 2017

# School Tax Rate

## Four separate components

- Current Expense
- Debt Service
- Match Tax
- Tuition Tax



# Current Expense

**Current Expense Referendum set rate on October 6, 2015**

- **Rate will remain unchanged for Fiscal Year 2018**
- **Rate for Fiscal Year 2018**
  - **Sussex: 3.2188**
  - **Kent: 1.1390**

# Debt Service

## Aggressive Progression

- Revenue needed for FY 2018 - \$1,275,000
- Rate
  - 0.5181 Sussex County
  - 0.1833 Kent County

# Match Tax

## Match Taxes Available to assess:

- **Minor Capital Improvement (currently assessed)**
  - **Sussex: 0.0789**
  - **Kent: 0.0279**
- **Extra Time**
- **Technology**
- **Reading/Math Specialists**



# Tuition Tax

- Revenue needed for FY 2018 - \$2,875,000
- Rate
  - 1.1683 Sussex County
  - 0.4134 Kent County

# **Fiscal Year 2018 Proposed Tax Rate Summary**

---

- **Current Expense remains as approved October 6, 2015**
- **Debt Service Decrease**
- **Minor Cap Match Tax Decrease**
- **Tuition Tax Decrease**

# Fiscal Year 2018

## Proposed Tax Rates by County

### Sussex County

CATEGORY	FY 2017	FY 2018	CHANGE	
CURRENT EXPENSE	\$ 3.2188	\$ 3.2188	\$ -	0.0%
TUITION	\$ 1.4519	\$ 1.1683	\$ (0.2836)	-19.5%
DEBT SERVICE	\$ 0.6361	\$ 0.5181	\$ (0.1180)	-18.6%
MATCH TAX -MCI	\$ 0.0845	\$ 0.0789	\$ (0.0056)	-6.6%
MATCH TAX - EXTRA-TIME	\$ -	\$ -	\$ -	
MATCH TAX - TECHNOLOGY	\$ -	\$ -	\$ -	
MATCH TAX - READING SPECIALISTS	\$ -	\$ -	\$ -	
MATCH TAX - MATH SPECIALISTS	\$ -	\$ -	\$ -	
<b>TOTAL TAX RATE</b>	<b>\$ 5.3913</b>	<b>\$ 4.9841</b>	<b>\$ (0.4072)</b>	<b>-7.6%</b>

# Fiscal Year 2018

## Proposed Tax Rates by County

### Kent County

CATEGORY	FY 2017	FY 2018	CHANGE	
CURRENT EXPENSE	\$ 1.1390	\$ 1.1390	\$ -	0.0%
TUITION	\$ 0.5137	\$ 0.4134	\$ (0.1003)	-19.5%
DEBT SERVICE	\$ 0.2251	\$ 0.1833	\$ (0.0418)	-18.6%
MATCH TAX -MCI	\$ 0.0299	\$ 0.0279	\$ (0.0020)	-6.7%
MATCH TAX - EXTRA-TIME	\$ -	\$ -	\$ -	
MATCH TAX - TECHNOLOGY	\$ -	\$ -	\$ -	
MATCH TAX - READING SPECIALISTS	\$ -	\$ -	\$ -	
MATCH TAX - MATH SPECIALISTS	\$ -	\$ -	\$ -	
<b>TOTAL TAX RATE</b>	<b>\$ 1.9077</b>	<b>\$ 1.7636</b>	<b>\$ (0.1441)</b>	<b>-7.6%</b>



# Proposed Total Tax Rate for Fiscal Year 2018


Kent County Assessed Value Examples				
Kent Assessed Value Examples	29,250	57,934	86,478	114,456
Kent FY 2017 Tax	\$ 558.00	\$1,105.21	\$1,649.74	\$2,183.48
FY 2018 Projected Tax	\$ 515.85	\$1,021.72	\$1,525.13	\$2,018.55
Difference FY 2017 vs. Projected FY 2018	\$ (42.15)	\$ (83.48)	\$ (124.61)	\$ (164.93)
Sussex County Assessed Value Examples				
Sussex County Assessed Value	10,350	20,500	30,600	40,500
Sussex FY 2017 Tax	\$ 558.00	\$1,105.22	\$1,649.74	\$2,183.48
FY 2018 Projected Tax	\$ 515.85	\$1,021.74	\$1,525.13	\$2,018.55
Difference FY 2017 vs. Projected FY 2018	\$ (42.15)	\$ (83.48)	\$ (124.60)	\$ (164.93)

***NOTE: These reduction values do not apply to residents who qualify for the Senior Property Tax Credit.***

# Questions and Feedback

---


*Fiscal Year 2018 Tax Rate Proposal*



## **FY 2018 TAX RATE PROPOSAL**

**PRESENTED: July 10, 2017**

**MILFORD BOARD OF EDUCATION**



## EXPLANATION OF SCHOOL TAXES

A property tax is charged to all owners of property within the Milford School District. All school tax rates are set in accordance with Title 14, Chapter 19 of Delaware Code. This tax is based upon the assessed value of the property and is expressed in dollars and cents per \$100 of assessed value. The total property tax rate is a compilation of the following four distinctly separate tax rates.

1. **Current Operating Expenses:** This tax rate provides revenue to cover operating costs, such as teaching materials, textbooks, insurance and local salary expenditures. This rate can only be increased through referendum setting the maximum tax rate.
2. **Tuition:** This tax rate provides revenue to pay tuition costs of Milford School District students with special needs who must attend special schools within and outside of the State of Delaware. Examples include the Sussex Consortium, Howard T. Ennis, John S. Charlton, Intensive Learning Centers, and residential schools. The Milford Board of Education sets this rate annually based upon anticipated needs of the student body. This rate is quite unpredictable and subject to significant variances from year to year.
3. **Debt Service:** This tax rate provides revenue to pay principal and interest associated with bonds sold for major capital improvements, such as new construction, additions, and renovations. The State and local school districts share in the costs of such projects. The State share is based upon the State Equalization Formula and ranges from a high of 80% to a low of 60%. Milford receives 75% of projected costs from the State and must obtain the remaining 25% through local property tax. The Delaware Department of Education (DOE) initially approves projects through a Certificate of Necessity (CN). Voters must approve the projects through a referendum. In approving the projects, voters are also authorizing the incurrence and payment of debt (usually through 20 year bonds) necessary to finance the projects, The Milford Board of Education annually sets the debt service tax rate in order to meet bond payments.
4. **Match Tax (Minor Capital Improvement, Technology, Extra-Time Programs, Reading and Math Resource Teachers):** This tax allows school districts to obtain local funding to match State funds for a common purpose. In some cases, the State mandates a local match before providing State funds. In other cases, the local match is optional. Some of the programs supported by the match tax include minor capital improvements, technology maintenance, and extra time which will vary year to year based upon legislative action. Currently, the Milford School District only assesses the Match Tax rate for Minor Capital Improvements.





### **Impact of Annual Assessment-to-Sales Ratio Study**

The Fiscal Year 2018 tax rates for the Milford School District are largely influenced by the annual “Assessment-To-Sales Ratio Study for Division III Equalization Funding” which is prepared for the State of Delaware by the Office of Management and Budget. The districts that encompass property in two counties (Milford, Woodbridge, Polytech and Smyrna) use this report as a means of “equalizing” tax rates across counties. In the past, the annual ratios have varied greatly from one year to the next and this has resulted in significant swings in tax rates. The State Operating Budget Bill states that the assessment to sales ratios used to equalize the tax rates for those districts that cross county lines shall remain at the same ratios that were in effect for Fiscal Year 2010. Given the fact that Sussex County properties have not been reassessed since 1974 and Kent County properties have not been reassessed since 1986, freezing these ratios seems prudent until statewide reassessment can occur.



## TAX RATE PROPOSAL

### MILFORD SCHOOL DISTRICT PROPERTY TAX CALCULATION FOR FY 2018

#### Sussex County

CATEGORY	FY 2017	FY 2018	CHANGE
CURRENT EXPENSE	\$ 3.2188	\$ 3.2188	\$ - 0.0%
TUITION	\$ 1.4519	\$ 1.1683	\$ (0.2836) -19.5%
DEBT SERVICE	\$ 0.6361	\$ 0.5181	\$ (0.1180) -18.6%
MATCH TAX -MCI	\$ 0.0845	\$ 0.0789	\$ (0.0056) -6.6%
MATCH TAX - EXTRA-TIME	\$ -	\$ -	\$ -
MATCH TAX - TECHNOLOGY	\$ -	\$ -	\$ -
MATCH TAX - READING SPECIALISTS	\$ -	\$ -	\$ -
MATCH TAX - MATH SPECIALISTS	\$ -	\$ -	\$ -
<b>TOTAL TAX RATE</b>	<b>\$5.3913</b>	<b>\$ 4.9841</b>	<b>\$ (0.4072) -7.6%</b>

#### Kent County

CATEGORY	FY 2017	FY 2018	CHANGE
CURRENT EXPENSE	\$ 1.1390	\$ 1.1390	\$ - 0.0%
TUITION	\$ 0.5137	\$ 0.4134	\$ (0.1003) -19.5%
DEBT SERVICE	\$ 0.2251	\$ 0.1833	\$ (0.0418) -18.6%
MATCH TAX -MCI	\$ 0.0299	\$ 0.0279	\$ (0.0020) -6.7%
MATCH TAX - EXTRA-TIME	\$ -	\$ -	\$ -
MATCH TAX - TECHNOLOGY	\$ -	\$ -	\$ -
MATCH TAX - READING SPECIALISTS	\$ -	\$ -	\$ -
MATCH TAX - MATH SPECIALISTS	\$ -	\$ -	\$ -
<b>TOTAL TAX RATE</b>	<b>\$1.9077</b>	<b>\$ 1.7636</b>	<b>\$ (0.1441) -7.6%</b>



## CURRENT EXPENSE TAX RATE

<b>PROJECTED TAX BASE:</b>	<b>SUSSEX</b>	<b>KENT</b>	
Assessed Value of Property within District less Exemptions (Per County Tax Office):	\$ 152,241,696	\$ 265,151,100	
Assessed Value Divided by 100	\$ 1,522,417	\$ 2,651,511	
Current Expense Tax Rate (Per 10/6/15 Referendum):	\$ 3.2188	\$ 1.1390	
<b>TOTAL PROJECTED CURRENT EXPENSE REVENUE</b>	<b>\$ 4,900,356</b>	<b>\$ 3,020,071</b>	<b>\$ 7,920,427</b>
<b>RULES OF THUMB FOR PLANNING PURPOSES:</b>			
(1) Each penny of property tax in the Milford School District generates approximately:	\$ 15,224	\$ 26,515	\$ 41,739
(2) Typically, the collection rate on property taxes is about 98%. If this rate occurs again in FY 2018, total current expense collections will be approximately:	\$ 4,802,349	\$ 2,959,670	\$ 7,762,018

## DEBT SERVICE TAX RATE

### PAYMENTS DUE IN FY 2018

(1) Principal Payments Due	\$ 1,061,205
(2) Interest Payments Due	\$ 449,036
Total Payments Due in FY 2018	\$ 1,510,241

<b>REQUIRED CARRYOVER FOR FY 2019</b>	<b>\$ 710,122</b>
<b>LESS FUNDS AVAILABLE (Required Carryover from FY17)</b>	<b>\$ (810,131)</b>
<b>LESS TRANSFER FROM IMPACT FEE FUNDS</b>	<b>\$ (135,232)</b>
<b>TOTAL DEBT SERVICE FUNDS NEEDED</b>	<b>\$ 1,275,000</b>

## MATCH TAX RATE

### Minor Capital Improvement (MCI) Program

Maximum Amount of State MCI Funding Available	\$ 291,143
Local "Match" required to obtain maximum State funds (Per FY 2018 Capital Budget)	\$ 194,095
Carryover for next FY Match (Necessary to acquire State Funds)	
Total amount Necessary for Minor Capital Improvements	\$ 485,238

## TUITION TAX RATE

### PROJECTION OF TUITION AND RELATED COSTS FOR FY 2018

<b>DISTRICT-BASED PROGRAMS</b>	<b>\$ 255,000</b>
<b>OUT OF DISTRICT PLACEMENTS</b>	<b>\$ 2,482,323</b>
<b>TOTAL PROJECTED EXPENDITURES</b>	<b>\$ 2,737,323</b>
<b>TOTAL PROJECTED REVENUE NEEDED (\$2,875,000@ 98% Collection)</b>	<b>\$ 2,817,500</b>
<b>FUNDS FOR FY 18 CARRYOVER</b>	<b>\$ 80,177</b>



**SUSSEX COUNTY  
MILFORD SCHOOL DISTRICT TAX RATE HISTORY  
1997 TO 2018**

YEAR	CURRENT EXPENSE	TUITION	DEBT SERVICE	MATCH TAX	TOTAL
1997	\$ 1.170	\$ 0.615	\$ 0.163	\$ 0.093	\$ 2.041
1998	\$ 1.494	\$ 0.417	\$ 0.150	\$ 0.095	\$ 2.156
1999	\$ 1.494	\$ 0.517	\$ 0.105	\$ 0.120	\$ 2.236
2000	\$ 1.494	\$ 0.806	\$ 0.486	\$ 0.123	\$ 2.909
2001	\$ 1.494	\$ 0.554	\$ 0.498	\$ 0.151	\$ 2.697
2002	\$ 1.494	\$ 0.558	\$ 0.465	\$ 0.152	\$ 2.669
2003	\$ 1.494	\$ 0.872	\$ 0.237	\$ 0.146	\$ 2.749
2004	\$ 1.494	\$ 0.731	\$ 0.199	\$ 0.197	\$ 2.621
2005	\$ 1.494	\$ 0.846	\$ 0.227	\$ 0.226	\$ 2.793
2006	\$ 2.048	\$ 0.804	\$ 0.233	\$ 0.205	\$ 3.290
2007	\$ 2.048	\$ 0.919	\$ 0.234	\$ 0.197	\$ 3.398
2008	\$ 2.048	\$ 0.948	\$ 0.359	\$ 0.192	\$ 3.547
2009	\$ 2.048	\$ 0.904	\$ 0.452	\$ 0.176	\$ 3.580
2010	\$ 2.048	\$ 0.794	\$ 0.606	\$ 0.062	\$ 3.510
2011	\$ 2.048	\$ 0.804	\$ 0.783	\$ 0.063	\$ 3.699
2012	\$ 2.048	\$ 0.709	\$ 0.809	\$ 0.065	\$ 3.630
2013	\$ 2.048	\$ 0.615	\$ 0.698	\$ 0.105	\$ 3.466
2014	\$ 2.048	\$ 0.849	\$ 0.606	\$ 0.084	\$ 3.587
2015	\$ 2.048	\$ 0.794	\$ 0.549	\$ 0.088	\$ 3.478
2016	\$ 2.048	\$ 0.822	\$ 0.618	\$ 0.080	\$ 3.568
2017	\$ 3.219	\$ 1.452	\$ 0.636	\$ 0.085	\$ 5.391
2018	\$ 3.219	\$ 1.168	\$ 0.518	\$ 0.079	\$ 4.984



**KENT COUNTY  
MILFORD SCHOOL DISTRICT TAX RATE HISTORY  
1997 TO 2018**

YEAR	CURRENT EXPENSE	TUITION	DEBT SERVICE	MATCH TAX	TOTAL
1997	\$ 0.365	\$ 0.235	\$ 0.062	\$ 0.036	\$ 0.698
1998	\$ 0.532	\$ 0.148	\$ 0.053	\$ 0.034	\$ 0.767
1999	\$ 0.532	\$ 0.309	\$ 0.063	\$ 0.072	\$ 0.976
2000	\$ 0.532	\$ 0.373	\$ 0.224	\$ 0.057	\$ 1.186
2001	\$ 0.532	\$ 0.199	\$ 0.179	\$ 0.054	\$ 0.964
2002	\$ 0.532	\$ 0.180	\$ 0.150	\$ 0.049	\$ 0.911
2003	\$ 0.532	\$ 0.302	\$ 0.082	\$ 0.050	\$ 0.966
2004	\$ 0.532	\$ 0.344	\$ 0.094	\$ 0.093	\$ 1.063
2005	\$ 0.532	\$ 0.287	\$ 0.077	\$ 0.077	\$ 0.973
2006	\$ 0.614	\$ 0.294	\$ 0.085	\$ 0.075	\$ 1.069
2007	\$ 0.614	\$ 0.331	\$ 0.084	\$ 0.071	\$ 1.100
2008	\$ 0.614	\$ 0.316	\$ 0.120	\$ 0.064	\$ 1.115
2009	\$ 0.614	\$ 0.326	\$ 0.163	\$ 0.064	\$ 1.166
2010	\$ 0.614	\$ 0.341	\$ 0.260	\$ 0.027	\$ 1.242
2011	\$ 0.614	\$ 0.338	\$ 0.330	\$ 0.027	\$ 1.309
2012	\$ 0.614	\$ 0.300	\$ 0.343	\$ 0.028	\$ 1.285
2013	\$ 0.614	\$ 0.261	\$ 0.296	\$ 0.045	\$ 1.217
2014	\$ 0.614	\$ 0.361	\$ 0.258	\$ 0.036	\$ 1.269
2015	\$ 0.614	\$ 0.342	\$ 0.237	\$ 0.038	\$ 1.231
2016	\$ 0.614	\$ 0.351	\$ 0.264	\$ 0.034	\$ 1.263
2017	\$ 1.139	\$ 0.514	\$ 0.225	\$ 0.030	\$ 1.908
2018	\$ 1.139	\$ 0.413	\$ 0.183	\$ 0.028	\$ 1.764



HOME of the BUCCANEERS

#### ADMINISTRATION

Kevin A. Dickerson, Ed.D.  
Superintendent

J. Jason Peel, Ed.D.  
Director of Secondary Education

Bridget R. Amory, Ed.D.  
Director of Elementary Education

Laura L. Manges, MEd  
Director of Special Education

Sara E. Croce, MBA  
Chief Financial Officer

Paul E. Walmsley, Ed.D.  
Director of Personnel

Glen E. Stevenson, Ed.D.  
Supervisor of Buildings/Grounds

#### BOARD OF EDUCATION

Renate K. Wiley  
President

K. Yvette Dennehy  
Vice President

Sharon A. Kirby

Hunter J. Emory

Marvin P. Schelhouse

Ronald T. Evans

Judith C. Purcell

#### Mailing Address

906 Lakeview Avenue  
Milford, DE 19963

#### Telephone

(302) 422-1600

#### Fax

(302) 422-1608

#### Website

[www.milfordschooldistrict.org](http://www.milfordschooldistrict.org)

July 11, 2017

Milford School District  
906 Lakeview Avenue  
Milford, DE 19963

Ms. Sue Willson  
Kent County Receiver of Taxes  
555 Bay Road  
Dover, DE 19901

Dear Ms. Willson:


On July 10, 2017 the Milford School District Board of Education approved the following tax rates for Fiscal Year 2018. Please note that the district completely eliminated its capitation tax. **Please ensure that no capitation taxes are assessed for the Milford School District.** The district authorizes that you collect from the district assessment list the following:

The tax rate of \$1.7636 on every one hundred dollars of assessed value.

<u>TAX DISTRIBUTION</u>	<u>REAL</u>	<u>CAP</u>
Local Operations	1.1390	0
Debt Service	0.1833	0
Tuition	0.4134	0
Match Tax	0.0279	0
Total	\$1.7636	0

\_\_\_\_\_  
PRESIDENT, MILFORD BOARD OF EDUCATION

ATTEST: \_\_\_\_\_  
MSD CFO



#### ADMINISTRATION

Kevin A. Dickerson, Ed.D.  
Superintendent

J. Jason Peel, Ed.D.  
Director of Secondary Education

Bridget R. Amory, Ed.D.  
Director of Elementary Education

Laura L. Manges, MEd  
Director of Special Education

Sara E. Croce, MBA  
Chief Financial Officer

Paul E. Walmsley, Ed.D.  
Director of Personnel

Glen E. Stevenson, Ed.D.  
Supervisor of Buildings/Grounds

#### BOARD OF EDUCATION

Renate K. Wiley  
President

K. Yvette Dennehy  
Vice President

Sharon A. Kirby

Hunter J. Emory

Marvin P. Schelhouse

Ronald T. Evans

Judith C. Purcell

**Mailing Address**  
906 Lakeview Avenue  
Milford, DE 19963

**Telephone**  
(302) 422-1600

**Fax**  
(302) 422-1608

**Website**  
[www.milfordschooldistrict.org](http://www.milfordschooldistrict.org)

July 11, 2017

Milford School District  
906 Lakeview Avenue  
Milford, DE 19963

Ms. Patricia Faucett  
Sussex County Receiver of Taxes  
P.O. Box 429  
Georgetown, DE 19947

Dear Ms. Faucett:

On July 10, 2017 the Milford School District Board of Education approved the following tax rates for Fiscal Year 2018. Please note that the district completely eliminated its capitation tax. **Please ensure that no capitation taxes are assessed for the Milford School District.** The district authorizes that you collect from the district assessment list the following:

The tax rate of \$4.9841 on every one hundred dollars of the assessment.

<u>TAX DISTRIBUTION</u>	<u>REAL</u>	<u>CAP</u>
Local Operations	3.2188	0
Debt Service	0.5181	0
Tuition	1.1683	0
Match Tax	0.0789	0
Total	\$4.9841	\$0

\_\_\_\_\_  
PRESIDENT, MILFORD BOARD OF EDUCATION

ATTEST: \_\_\_\_\_  
MSD CFO

### RECOMMEND FOR EMPLOYMENT – PROFESSIONAL CONTRACT

TODD, Haley

High School – Special Education Teacher

Effective: August 23, 2017

Bachelor's Degree: Albright College

Years of Experience: 5

MORITZ, Shelbi

Central Academy – ESOL Teacher

Effective: August 23, 2017

Bachelor's Degree: Metropolitan State University of Denver

Master's Degree: University of Colorado Denver

Years of Experience: 4

### TRANSFER

PARSLEY, Jesse

Transfer from High School Assistant Principal to Central Academy Assistant Principal

Effective: July 24, 2017

WALMSLEY, Paul

Transfer from Director of Personnel to High School Assistant Principal

Effective: August 1, 2017

### RETIREMENT

SAMS, Brenda

Ross – Child Nutrition

Effective: September 1, 2017

Years of Service to MSD: 20

### LEAVE OF ABSENCE

CARTWRIGHT, Cheryl

Morris – F/T Paraprofessional

Effective: August 30, 2017 and ending December 13, 2017

### FMLA

Board Only

### RECOMMEND EMPLOYMENT – LIMITED CONTRACTS FOR PERSONAL SERVICES

Banneker	Advisor, Honor Society	French, Nathan/Baylis, Brice
Banneker	Advisor, Student Council	Mauil, Karlin/Sapp, Susan
Banneker	Instructional Coach, Expressives	Casale, Michael
Banneker	Instructional Coach, Grade 1	Johnson, Ambriah
Banneker	Instructional Coach, Grade 2	Burtelle, Devon
Banneker	Instructional Coach, Grade 3	Smith, Heather
Banneker	Instructional Coach, Grade 4	French, Nathan




Banneker	Instructional Coach, Grade 5	Maul, Karlin
Central	Advisor, BPA Club	Harris, Claudia
Central	Advisor, FFA	Bruns, Judith
Central	Advisor, National Honor Society	Geesaman, Sherrise/Davis, Trish
Central	Advisor, Student Council	Woods, Judith
Central	Advisor, Yearbook	Davis, Trish/Conaway, Jenna
Central	Band Director	Thompson, Jeff
Central	Baseball Coach, Head	Bailey, Matthew
Central	Chorus Director	Keefer, Julie
Central	Coordinator, Odyssey of the Mind	Woods, Judith
Central	Coordinator, Science Olympiad	Powers, Jacqueline
Central	Cross Country Coach	McKellop, Holly
Central	Field Hockey Coach, Asst.	McKee, Marcy
Central	Field Hockey Coach, Head	Pepper, Rebecca
Central	Football Coach, Head	McNulty, Ryan
Central	Instructional Coach, English	Geesaman, Sherrise
Central	Instructional Coach, Expressives	Bruns, Judith
Central	Instructional Coach, Mathematics	Cooper, Brandy
Central	Instructional Coach, Science	Woods, Judith
Central	Instructional Coach, Social Studies	Bailey, Matthew
Central	Instructional Coach, Special Education	Yun, Wendy
Central	Soccer Coach, Asst.	Kemmerlin, Prince (21B)
Central	Soccer Coach, Head	Holloway, Sam
Central	Soccer, Girls Coach, Head	Holloway, Sam
Central	Softball Coach, Head	McKee, Marcy
Central	Track Coach, Head	McKellop, Holly
Central	Volleyball Girls Coach, Asst.	White, Leona
Central	Volleyball Girls Coach, Head	Hartshorne, Justine
Central	Wrestling Coach, Head	Newsome, Wayne
Mispillion	Advisor, Honor Society	Warnock, Shannon
Mispillion	Advisor, Student Council	Hickman, Julie
Mispillion	Instructional Coach, Expressives	Luff, Liz
Mispillion	Instructional Coach, Grade 1	Lau, Debbie
Mispillion	Instructional Coach, Grade 2	Zeveney, Toni
Mispillion	Instructional Coach, Grade 3	Nichols, Jen
Mispillion	Instructional Coach, Grade 4	Sharp, Kelly
Mispillion	Instructional Coach, Grade 5	McKee, Deanna
Ross	Advisor, Honor Society	Lingo, Jay
Ross	Advisor, Student Council	Baird, JoAnn
Ross	Instructional Coach, Expressives	Fitzpatrick, Karen
Ross	Instructional Coach, Grade 1	Plummer, Starla
Ross	Instructional Coach, Grade 2	Muir, Kelley
Ross	Instructional Coach, Grade 3	Davis, Sara
Ross	Instructional Coach, Grade 4	Peterman, Cindy
Ross	Instructional Coach, Grade 5	Davis, Michele
Morris	Instructional Coach, Kindergarten	Fleming, Andrea

Morris	Instructional Coach, Kindergarten	Allen, Erika
Morris	Instructional Coach, Pre-K	Legg, Jennifer
High	Advisor, Business Professional of America	Parker, Rose
High	Advisor, Dist. Educ. Clubs of America	Emory, Judy
High	Advisor, FFA	Rill, Aaron/Walton, Caitlin/ Stahl, Christopher
High	Advisor, Honor Society	Delaney, Amy
High	Advisor, Student Technology Assoc.	Streck, Michael
High	Advisor, Varsity Club	Frketic, James
High	Athletic Director	Winkleblech, Ryan
High	Band Director	Smith, Christine
High	Baseball Coach, Head	Brannan, Nicholas
High	Basketball Boys Coach, Head	Spath, Robert
High	Basketball Girls Coach, Head	White, Leona
High	Coordinator, Band Front (Color Guard)	McKinney, Heather (21B)
High	Cross Country Coach, Asst.	Skinner, Lance (21B)
High	Cross Country Coach, Head	Spath, Robert
High	Field Hockey Coach, Head	Fleming, Andrea
High	Football Coach, Head	Strickland, Shaun
High	Instructional Coach, Business	Parker, Rose
High	Instructional Coach, English	Buford, Seth
High	Instructional Coach, Foreign Language	Morgan, Cameron
High	Instructional Coach, Math	Nauman, Maire
High	Instructional Coach, Physical & Drivers Ed	Frampton, Amanda
High	Instructional Coach, Science	Grobinski, David
High	Instructional Coach, Special Education	McDougall, Cyndi
High	Instructional Coach, Technology Ed/Ag	Stahl, Christopher
High	Instructional Coach, Visual & Performing Arts	Smith, Christine
High	Lacrosse Coach, Head	Faulkner, Blake (21B)
High	Soccer Coach, Asst.	Evans, Edward
High	Soccer Coach, Head	French, Nathan
High	Soccer, Girls Coach, Head	Howard, Donovan
High	Softball, Girls Coach, Head	Brennan, Sean
High	Swim Coach, Head	Dodd, Jenna
High	Tennis, Girls Coach, Head	Powers, Jacqueline
High	Theatrical Choreography	Gott, Angela
High	Theatrical Drama/Musical Director	Meiklejohn, Carissa
High	Theatrical Pit Conductor	Smith, Christine
High	Theatrical Stage/Set	Evans, Edward
High	Track Coach, Head	Helmick, Patrick (21B)
High	Volleyball, Girls Coach, Asst.	Motter, Heather
High	Volleyball, Girls Coach, Head	Rieley, Lauren
High	Wrestling Coach, Head	Parsley, Donald

# MILFORD SCHOOL DISTRICT FIELD TRIP APPROVAL FORM

(Out-of-State to be submitted to the principal by April 10<sup>th</sup> for School Board approval for the following school year)

Morris ☐    Banneker ☐    Central Academy ☐    High School ☒    Mispillion ☐    Ross ☐  
 In-State ☐    Out-of-State ☒    Overnight ☒

<b>DATE(S) OF TRIP:</b> Wed., April 25-Sun. April 29 <b># of School Days missed:</b> 2	<b>TRIP DESTINATION:</b> Disney World Orlando, Florida	<b>TEACHER(S):</b> Christine Smith
<b>NUMBER OF STUDENTS:</b> 120	<b>CONTENT AREAS:</b> Instrumental and Choral Music	<b>GRADE(S):</b> 9-12
1. Instructional Unit Title: Band and Choir performances  2. Dates of Instructional Unit: From: April 25      To: April 29  3. Will technology be used in preparation for this trip? (Check One) Internet    Virtual Tour    Research <input checked="" type="checkbox"/> Video    Software    Other (specify)  4. Relationship of trip to instructional objective(s) (purpose of the trip): Major trips provide the opportunity for our students to perform for and be exposed to wider audiences, and to take advantage of the unique learning opportunities not available close to home. The marching band will perform for the Main Street Parade through the Magic Kingdom and choir will perform for public audiences in Disney Springs. All students will participate in the preparation process for traveling and performing, including attending added rehearsals, meeting payment and preparation deadlines, and accepting critiques from others in order to better the performance for larger audiences. The Band Boosters provide students with fundraising opportunities throughout the year in order to alleviate the cost of the trip. Several fundraisers are planned throughout the year (see attached sheet).		<b>Field Trip Cost</b>  Transportation:    See attached form  Meals:                See attached form  Other expenses (explain): souvenirs, meals when traveling  Funding Used:        see attached form  Individual student expense: \$1,238.00  <div style="text-align: right;">\$148,560 Total Cost</div>
<b>Closest Medical Facility (with address &amp; phone #):</b> Celebration Hospital, 400 Celebration Place, Kissimmee, FL 24727 (407) 764-4000 <b>Nurse Initials:</b> KLC (mca) Mrs Ragh (unavailable) 7/6/17		
<b>APPROVAL SEQUENCE</b> (indicated by the proper signatures below). Field trips not approved at one level will not advance to the next level (no appeals).  Comments:		
<b>PRINCIPAL'S SIGNATURE:</b>  <b>DIRECTOR'S SIGNATURE:</b> _____ <b>SUPT'S SIGNATURE:</b> _____ <small>For all Out-of-State or overnight field trips, except where a group of students advances in a sequential activity such as a contest, a final cost summary and detailed itinerary must be submitted 30 days prior to the trip</small>		

12/19/16

**FIELD TRIP AND ATHLETIC  
BID SUMMARY  
2017-2018**



**MILFORD SCHOOL DISTRICT**

**Transportation Department  
906 Lakeview Ave  
Milford, Delaware 19963**

# TABLE OF CONTENTS

## STUDENT FIELD TRIPS

Out-of-State Cities	3
In-State Cities	4

## HIGH SCHOOL FALL SPORTS

Varsity Football	5
Varsity Band	5
Junior Varsity Football	6
Freshman Football	6
Cross Country	6
Girls Volleyball	6
Boys & Girls Varsity & JV Soccer	7
Varsity & JV Field Hockey	7
High School Band	7

## HIGH SCHOOL WINTER SPORTS

Boys Varsity & JV Basketball	8
Girls Varsity & JV Basketball	8
Winter Indoor Track	8
Varsity & JV Wrestling	9
Swimming	9

## HIGH SCHOOL SPRING SPORTS

Varsity Baseball & Softball	10
JV Baseball & Softball	10
Boys & Girls Tennis	11
Track and Field	11
Varsity & JV Lacrosse	11

## MIDDLE SCHOOL SPORTS

Football	12
Boys and Girls Soccer	12
Track and Field	12
Girls Volleyball	12
Boys and Girls Basketball	13
Wrestling	13
Cross Country	13
Baseball & Softball	14
Field Hockey	14
Math League	14

## SHOW OF INTEREST

Summer School	15
Tutorial Runs	15
McKinney Vento Transportation	15
Charter	15
Lottery Results	15



# OUT OF STATE AND IN STATE FIELD TRIPS 2017-2018

## STUDENT FIELD TRIPS OUT-OF-STATE BIDS

Destination & Return	Bowman	D&N	Hill's	Mills	Peterman	RJK	16-17	Difference
<b>Maryland</b>								
Annapolis		325				370	325	0
Baltimore		425				460	425	0
BWI Airport		425				485	425	0
Cambridge		300				340	300	0
Chesapeake City		300				340	300	0
Largo		400				420	400	0
Mitchellville		380				485	380	0
Ocean City						240	240	0
Salisbury						240	240	0
St. Michael's		275				310	275	0
<b>New Jersey</b>								
Atlantic City		540				590	540	0
Jackson		540				590	540	0
Ocean City		540				590	540	0
Wildwood		540				590	540	0
<b>New York</b>								
New York City		No Bid				No Bid	No Bid	No Bid
<b>Pennsylvania</b>								
Gettysburg		500				550	500	0
Harrisburg		500				550	500	0
Hershey		500				550	500	0
Kennett Square		375				420	375	0
Philadelphia		425				470	425	0
Valley Forge		425				460	425	0
PHL Airport		500				490	475	25
<b>Virginia</b>								
Arlington		450				485	450	0
Wallops Island		390				440	390	0
Dulles Airport		600				560	560	0
<b>Washington, D.C.</b>								
Washington, D.C.		495				525	495	0

**STUDENT FIELD TRIPS IN-STATE BIDS**

<b>Destination &amp; Return</b>	<b>Bowman</b>	<b>D&amp;N</b>	<b>Hill's</b>	<b>Mills</b>	<b>Peterman</b>	<b>RJK</b>	<b>16-17</b>	<b>Difference</b>
<b>Delaware</b>								
Abbott's Mill - Drop & Go	74		72	100		85	70.00	2
Abt's - Morris- Drop & Go	74		74	100		85	70.00	4
Bridgeville	85		85	90		90	80.00	5
Camden-Wyoming	79		82	83	79	90	79.00	0
Dagsboro	105		108	125		105	104.00	1
Delaware City	175	200	195	170		170	170.00	0
Delmar	130		155	150		140	130.00	0
Dewey Beach	105		100	120		100	99.00	1
Dover	84		82	82		90	78.00	4
Felton	72		80	85		85	72.00	0
Frederica	69		75	75		85	NEW	
Georgetown	79		82	83		90	80.00	-1
Greenwood	80		85	89		88	90.00	-10
Harrington	70		75	75	70	80	70.00	0
Laurel	105		115	125		105	105.00	0
Lewes	85		84	82	82	86	82.00	0
Lincoln - Drop and Go	80		79	100		85	75.00	5
Long Neck	110		114	120		115	105.00	5
Middletown	130		135	140		140	130.00	0
Milford - Drop & Go	67		65	77		80	62.50	2.5
Milford - Morris - Drop and Go	80		75	100		80	69.50	5.5
Millsboro	105		112	120		110	105.00	0
Milton	79		82	83		85	77.50	1.5
New Castle	190		198	185		200	185.00	5
Newark	190		198	185		200	185.00	0
Ocean View	130		132	133		125	125.00	0
Odessa	135		140	140		140	135.00	0
Rehoboth	94		99	99		93	93.00	0
Seaford	84		91	94		95	84.00	0
Slaughter Beach	75		80	76	75	85	75.00	0
Smyrna	108		114	105		110	105.00	0
Wilmington	230	255		225		200	200.00	0
Winterthur	230	255		230		200	200.00	0
Woodside	76		80	84		85	76.00	0
For Drop & Go trips, layover can be charged if there are multiples stops, buses are requested to stay on location, and/or lay-over is less than 2 hours (less than two hour layover fee is excluded for in-town Milford locations). Layover Rate – Fixed: \$20.00 per hour Bus Aide Rate - Fixed: \$30.00 plus layover								
Lowest Bid Order	First	Second	Third	Fourth				



# HIGH SCHOOL FALL SPORTS 2017-2018

## VARSITY FOOTBALL

Destination & Return	Bowman	D&N	Hill's	Mills	Peterman	RJK	16-17	Difference
Cape Henlopen High School		225				245	225	0
DMA		255				285	255	0
Delmar High School		245				245	245	0
Indian River High School		245				260	245	0
Lake Forest High School		225				240	225	0
Laurel High School		245				260	245	0
North Caroline HS (MD)		240				260	240	0
Polytech High School		225				240	225	0
Seaford High School		235				260	235	0
Sussex Tech High School		225				260	225	0
Woodbridge High School		225				240	225	0
<b>TOTAL</b>	<b>0</b>	<b>2590</b>	<b>0</b>	<b>0</b>	<b>0</b>	<b>2795</b>	<b>2590</b>	<b>0</b>

## VARSITY BAND

Destination & Return	Bowman	D&N	Hill's	Mills	Peterman	RJK	16-17	Difference
Cape Henlopen High School		225				245	225	0
DMA		255				285	255	0
Delmar High School		245				245	245	0
Indian River High School		245				260	245	0
Lake Forest High School		225				240	225	0
Laurel High School		245				260	245	0
North Caroline HS (MD)		240				260	240	0
Polytech High School		225				240	225	0
Seaford High School		235				260	235	0
Sussex Tech High School		225				260	225	0
Woodbridge High School		225				240	225	0
<b>TOTAL</b>	<b>0</b>	<b>2590</b>	<b>0</b>	<b>0</b>	<b>0</b>	<b>2795</b>	<b>2590</b>	<b>0</b>

## JUNIOR VARSITY FOOTBALL

Destination & Return	Bowman	D&N	Hill's	Mills	Peterman	RJK	16-17	Difference
Cape Henlopen High School	200	225				245	190	10
DMA	240	255				285	220	20
Delmar High School	215	245				250	210	5
Indian River High School	210	245				260	200	10
Lake Forest High School	200	225				245	190	10
Laurel High School	210	245				260	200	10
North Caroline HS (MD)	240	240				260	200	40
Polytech High School	200	225				245	190	10
Seaford High School	200	235				260	190	10
Sussex Tech High School	200	225				260	190	10
Woodbridge High School	200	225				245	190	10
<b>TOTAL</b>	<b>2315</b>	<b>2590</b>	<b>0</b>	<b>0</b>	<b>0</b>	<b>2815</b>	<b>2170</b>	<b>145</b>



### FRESHMAN FOOTBALL

Destination & Return	Bowman	D&N	Hill's	Mills	Peterman	RJK	16-17	Difference
Cape Henlopen High School	210					200	200	0
DMA	250					250	250	0
Delmar High School	210					210	210	0
Indian River High School	210					210	210	0
Lake Forest High School	200					200	200	0
Laurel High School	210					210	210	0
North Caroline HS (MD)	250					250	250	0
Polytech High School	210					200	200	0
Seaford High School	210					200	200	0
Sussex Tech High School	210					200	200	0
Woodbridge High School	210					200	200	0
<b>TOTAL</b>	<b>2380</b>	<b>0</b>	<b>0</b>	<b>0</b>	<b>0</b>	<b>2330</b>	<b>2330</b>	<b>0</b>

### CROSS COUNTRY

Destination & Return	Bowman	D&N	Hill's	Mills	Peterman	RJK	16-17	Difference
Bellevue State Park		255				280	255	0
Blair's Pond State Park		80				100	80	0
Brandywine Creek		255				280	255	0
Brecknock Park		225				240	225	0
Killen's Pond State Park		225				240	225	0
Lake Forest High School		225				240	225	0
Polytech High School		225				240	225	0
Sussex Central		235				250	225	10
Sussex Tech High School		225				250	225	0
White Clay Creek State Park		255				280	255	0
Winter Place Park		255				325	255	0
Woodbridge High School		225				240	225	0
<b>TOTAL</b>	<b>0</b>	<b>2685</b>	<b>0</b>	<b>0</b>	<b>0</b>	<b>2965</b>	<b>2675</b>	<b>10</b>

### GIRLS VOLLEYBALL

Destination & Return	Bowman	D&N	Hill's	Mills	Peterman	RJK	16-17	Difference
Caesar Rodney High School		225		230		200	200	0
Cape Henlopen High School		225		230		200	200	0
Christiana High School		255		250		250	250	0
Dover High School		235		230		200	200	0
Howard High of Tech HS		255		255		250	250	0
Indian River High School		245		250		210	210	0
Lake Forest High School		225		230		200	200	0
McKean High School		255		255		250	250	0
Polytech High School		225		230		200	200	0
Seaford High School		235		230		200	200	0
Smyrna High School		245		245		210	200	10
Sussex Central High School		235		230		200	200	0
Sussex Tech High School		225		230		200	200	0
Woodbridge High School		225		230		200	200	0
<b>TOTAL</b>	<b>0</b>	<b>3310</b>	<b>0</b>	<b>3325</b>	<b>0</b>	<b>2970</b>	<b>2960</b>	<b>10</b>

### BOYS & GIRLS VARSITY & JV SOCCER

Destination & Return	Bowman	D&N	Hill's	Mills	Peterman	RJK	16-17	Difference
Caesar Rodney High School		225				225	225	0
Cape Henlopen High School		225				225	225	0
Delmar High School		245				240	240	0
DMA		255				270	270	0
Dover High School		235				225	225	0
Indian River High School		245				240	240	0
Lake Forest High School		225				215	215	0
Laurel High School		245				240	240	0
Newark High School		250				270	270	0
Polytech High School		225				215	225	-10
Seaford High School		235				240	240	0
Smyrna High School		245				240	240	0
St Marks High School		250				270	270	0
Sussex Central High School		235				225	225	0
Sussex Tech High School		235				225	225	0
Woodbridge High School		235				225	225	0
<b>TOTAL</b>	<b>0</b>	<b>3810</b>	<b>0</b>	<b>0</b>	<b>0</b>	<b>3790</b>	<b>3800</b>	<b>-10</b>

### VARSITY & JV FIELD HOCKEY

Destination & Return	Bowman	D&N	Hill's	Mills	Peterman	RJK	16-17	Difference
Brandywine High School		255				280	255	0
Caesar Rodney High School		225				240	225	0
Cape Henlopen High School		225				240	225	0
Caravel Academy High School		250				280	250	0
Delmar High School		245				260	245	0
Dover High School		235				240	225	10
Indian River High School		245				260	245	0
Lake Forest High School		225				230	225	0
Laurel High School		245				240	245	0
Mt. Pleasant High School		255				280	255	0
Polytech High School		225				240	225	0
Seaford High School		235				240	235	0
Smyrna High School		245				260	245	0
St. Mark's High School		250				280	250	0
Sussex Central High School		235				240	235	0
Sussex Tech High School		225				240	225	0
Woodbridge High School		225				240	225	0
<b>TOTAL</b>	<b>0</b>	<b>4045</b>	<b>0</b>	<b>0</b>	<b>0</b>	<b>4290</b>	<b>4035</b>	<b>10</b>

### BAND

Destination & Return	Bowman	D&N	Hill's	Mills	Peterman	RJK	16-17	Difference
Brandywine High School		250		250		220	220	0
Caesar Rodney High School		180		200		170	160	10
Cape Henlopen High School		180		200		170	160	10
<b>TOTAL</b>	<b>0</b>	<b>610</b>	<b>0</b>	<b>650</b>	<b>0</b>	<b>560</b>	<b>540</b>	<b>20</b>



# HIGH SCHOOL WINTER SPORTS 2017-2018

## BOYS VARSITY & JV BASKETBALL

Destination & Return	Bowman	D&N	Hill's	Mills	Peterman	RJK	16-17	Difference
Cape Henlopen High School		225				240	225	0
Delmar High School		245				260	245	0
Indian River High School		245				260	245	0
Lake Forest High School		225				230	225	0
Laurel High School		245				260	245	0
Mergenthaler VO Tech		400				375	400	0
Middletown High School		245				280	245	0
Seaford High School		235				240	235	0
Smyrna High School		245				260	245	0
St. Mark's High School		250				280	250	0
Sussex Central High School		235				240	235	0
Sussex Tech High School		225				240	225	0
Wicomico Civic Center		250				300	250	0
Woodbridge High School		225				230	225	0
<b>TOTAL</b>	<b>0</b>	<b>3495</b>	<b>0</b>	<b>0</b>	<b>0</b>	<b>3695</b>	<b>3495</b>	<b>0</b>

## GIRLS VARSITY & JV BASKETBALL

Destination & Return	Bowman	D&N	Hill's	Mills	Peterman	RJK	16-17	Difference
Caesar Rodney High School		225				220	220	0
Delmar High School		245				230	230	0
Cape Henlopen High School		225				220	220	0
Indian River High School		245				230	230	0
Lake Forest High School		225				200	200	0
Laurel High School		245				220	220	0
Polytech High School		225				220	220	0
Salisbury Civic Center		250				250	250	0
Seaford High School		225				220	220	0
Smyrna High School		245				230	230	0
Sussex Tech High School		225				220	220	0
Woodbridge High School		225				220	220	0
<b>TOTAL</b>	<b>0</b>	<b>2805</b>	<b>0</b>	<b>0</b>	<b>0</b>	<b>2680</b>	<b>2680</b>	<b>0</b>

## WINTER INDOOR TRACK

Destination & Return	Bowman	D&N	Hill's	Mills	Peterman	RJK	16-17	Difference
Worcester County Recreation		270				440	270	0
Snow Hill, MD		270				340	270	0
University of Delaware		255				340	255	0
<b>TOTAL</b>	<b>0</b>	<b>795</b>	<b>0</b>	<b>0</b>	<b>0</b>	<b>1120</b>	<b>795</b>	<b>0</b>

### VARSITY & JV WRESTLING

Destination & Return	Bowman	D&N	Hill's	Mills	Peterman	RJK	16-17	Difference
Caesar Rodney High School		225		235		240	225	0
Cape Henlopen High School		225		235		240	225	0
Delcastle High School		255		280		280	255	0
Dover High School		235		240		240	225	10
Indian River High School		245		255		260	245	0
Laurel High School		245		255		260	245	0
Polytech High School		225		240		240	225	0
Seaford High School		235		240		240	235	0
Smyrna High School		245		260		260	245	0
University of Delaware		255		280		280	255	0
Wicomico Civic Center		250		280		280	250	0
Woodbridge High School		225		235		240	225	0
<b>TOTAL</b>	<b>0</b>	<b>2865</b>	<b>0</b>	<b>3035</b>	<b>0</b>	<b>3060</b>	<b>2855</b>	<b>10</b>

### SWIMMING

Destination & Return	Bowman	D&N	Hill's	Mills	Peterman	RJK	16-17	Difference
Boys and Girls - Milford		125		165		100	100	0
Boys and Girls - W Sussex		210		220		210	210	0
Lake Forest High		225		220		200	200	0
YMCA - Sussex		225		230		210	210	0
YMCA-Pocomoke		330		330		330	330	0
<b>TOTAL</b>	<b>0</b>	<b>1115</b>	<b>0</b>	<b>1165</b>	<b>0</b>	<b>1050</b>	<b>1050</b>	<b>0</b>



# HIGH SCHOOL SPRING SPORTS 2017-2018

## VARSITY BASEBALL AND SOFTBALL

Destination & Return	Bowman	D&N	Hill's	Mills	Peterman	RJK	16-17	Difference
Caesar Rodney High School		225		200		210	200	0
Cape Henlopen High School		225		200		210	185	15
Delmar High School		245		215		230	200	15
DMA		255		225		240	220	5
Dover High School		235		200		210	200	0
Lake Forest High School		225		190		200	190	0
Laurel High School		245		200		220	195	5
Laurel Little League Complex		245		150		220	190	-40
Middletown		250		210		220	210	0
Midway Softball Complex		225		225		240	220	5
National LL Field-Newark		255		225		240	220	5
North Caroline (MD)		240		250		240	250	0
Padua Academy		255		230		260	225	5
Polytech High School		225		200		210	180	20
Seaford High School		235		180		220	195	-15
Smyrna High School		245		195		220	185	10
St. Elizabeth High School		255		230		260	225	5
St. Georges Tech High School		250		200		240	210	-10
Sussex Central High School		235		195		210	185	10
Sussex Tech High School		225		185		210	190	-5
Tower Hill High School		255		230		260	225	5
Woodbridge High School		225		195		210	180	15
<b>TOTAL</b>	<b>0</b>	<b>5275</b>	<b>0</b>	<b>4530</b>	<b>0</b>	<b>4980</b>	<b>4480</b>	<b>50</b>

## JV BASEBALL AND SOFTBALL

Destination & Return	Bowman	D&N	Hill's	Mills	Peterman	RJK	16-17	Difference
Caesar Rodney High School		225		200		200	200	0
Cape Henlopen High School		225		205		200	200	0
Delmar High School		245		220		210	210	0
DMA		255		230		220	220	0
Dover High School		235		210		200	200	0
Lake Forest High School		225		200		190	190	0
Laurel High School		245		210		200	200	0
Laurel Little League Complex		245		210		200	200	0
Middletown High School		250		230		220	220	0
Midway Softball Complex		225		230		220	220	0
National LL Field-Newark		255		230		220	220	0
North Caroline (MD)		240		250		240	240	0
Padua Academy		255		230		220	220	0
Polytech High School		225		200		200	200	0
Seaford High School		235		200		200	200	0
Smyrna High School		245		210		210	210	0
St. Elizabeth High School		255		230		220	220	0
St. Georges Tech High School		250		230		210	210	0
Sussex Central High School		235		210		200	200	0
Sussex Tech High School		225		205		200	200	0
Lower Hill High School		255		230		220	220	0
Woodbridge High School		225		200		200	200	0
<b>TOTAL</b>	<b>0</b>	<b>5275</b>	<b>0</b>	<b>4770</b>	<b>0</b>	<b>4600</b>	<b>4600</b>	<b>0</b>

### BOYS & GIRLS TENNIS

Destination & Return	Bowman	D&N	Hill's	Mills	Peterman	RJK	16-17	Difference
Belvue State Park	220					210	220	0
Caesar Rodney High School	190					195	190	0
Cape Henlopen High School	190					195	190	0
Dover High School	190					195	190	0
Indian River High School	200					200	200	0
Lake Forest High School	180					190	180	0
Padua Academy	220					215	225	-5
Poly Tech High School	190					195	190	0
Sea Colony	205					210	200	5
Seaford High School	190					195	190	0
Smyrna High School	190					195	190	0
Sussex Central High School	190					195	190	0
<b>TOTAL</b>	<b>2355</b>	<b>0</b>	<b>0</b>	<b>0</b>	<b>0</b>	<b>2390</b>	<b>2355</b>	<b>0</b>

### TRACK & FIELD

Destination & Return	Bowman	D&N	Hill's	Mills	Peterman	RJK	16-17	Difference
Al DuPont High School		255				260	255	0
Caesar Rodney High School		225				240	225	0
Cape Henlopen High School		225				240	225	0
Caravel High School		255				260	255	0
Dover High School		235				240	225	10
Indian River High School		245				260	245	0
Laurel High School		245				240	245	0
Polytech		225				240	225	0
Seaford High School		235				240	235	0
Smyrna High School		245				260	245	0
Sussex Central		235				240	235	0
Sussex Tech		225				240	225	0
U of Penn		425				430	425	0
Woodbridge High School		225				240	225	0
<b>TOTAL</b>	<b>0</b>	<b>3500</b>	<b>0</b>	<b>0</b>	<b>0</b>	<b>3630</b>	<b>3490</b>	<b>10</b>

### VARSITY & JV LACROSSE

Destination & Return	Bowman	D&N	Hill's	Mills	Peterman	RJK	16-17	Difference
Caravel Academy		255				260	255	0
Delmar High School		245				260	245	0
Dover High School		235				220	225	10
Indian River High School		245				240	245	0
Polytech High School		225				220	225	0
Red Lion Christian High School		250				260	250	0
St. Georges Tech		250				260	250	0
Smyrna High School		245				240	245	0
Sussex Central High School		235				220	235	0
Sussex Tech High School		225				240	225	0
Wesley College		225				220	225	0
William Penn High School		255				260	255	0
Woodbridge High School		225				220	225	0
<b>TOTAL</b>	<b>0</b>	<b>3115</b>	<b>0</b>	<b>0</b>	<b>0</b>	<b>3120</b>	<b>3105</b>	<b>10</b>



# MIDDLE SCHOOL SPORTS 2017-2018

## FOOTBALL

Destination & Return	Bowman	D&N	Hill's	Mills	Peterman	RJK	16-17	Difference
Dover Central Middle School			195			200	190	5
Fifer Middle School			195			200	190	5
Filmore Clifton Stadium			195			200	190	5
Postlethwait Middle School			195			200	190	5
Seaford Middle School			200			210	200	0
Smyrna Middle School			225			210	220	5
WT Chipman Middle School			195			200	190	5
<b>TOTAL</b>	<b>0</b>	<b>0</b>	<b>1400</b>	<b>0</b>	<b>0</b>	<b>1420</b>	<b>1370</b>	<b>30</b>

## BOYS & GIRLS SOCCER

Destination & Return	Bowman	D&N	Hill's	Mills	Peterman	RJK	16-17	Difference
DE Early Childhood Dev Center						190	190	0
Delmar Middle School						210	210	0
Dover Air Force Base						190	190	0
Dover Central Middle School						190	190	0
Fifer Middle School						190	190	0
Millsboro Middle School						200	200	0
Phillis Wheatley Middle						190	190	0
Postlethwait Middle School						190	190	0
Selbyville Middle School						210	210	0
Smyrna Middle School						200	200	0
WT Chipman Middle School						190	190	0
<b>TOTAL</b>	<b>0</b>	<b>0</b>	<b>0</b>	<b>0</b>	<b>0</b>	<b>2150</b>	<b>2150</b>	<b>0</b>

## TRACK & FIELD

Destination & Return	Bowman	D&N	Hill's	Mills	Peterman	RJK	16-17	Difference
Selbyville Middle School			220			220	210	10
Cape Henlopen High School			190			200	190	0
Millsboro Middle School			200			210	200	0
Lake Forest High School			190			190	185	5
Seaford Middle School			195			210	200	-5
<b>TOTAL</b>	<b>0</b>	<b>0</b>	<b>995</b>	<b>0</b>	<b>0</b>	<b>1030</b>	<b>985</b>	<b>10</b>

## GIRLS VOLLEYBALL

Destination & Return	Bowman	D&N	Hill's	Mills	Peterman	RJK	16-17	Difference
Postlethwait Middle School		190	200	180		190	180	0
Georgetown Middle School		190	225	179		190	180	-1
Campus Community MS		200	225	180		190	180	0
Sussex Academy		190	225	179		190	138	41
<b>TOTAL</b>	<b>0</b>	<b>770</b>	<b>875</b>	<b>718</b>	<b>0</b>	<b>760</b>	<b>678</b>	<b>40</b>

### BOYS & GIRLS BASKETBALL

Destination & Return	Bowman	D&N	Hill's	Mills	Peterman	RJK	16-17	Difference
Beacon Middle School		190				190	190	0
Delmar Middle School		200				200	200	0
Dover Central Middle School		200				190	190	0
Fifer Middle School		200				190	190	0
Georgetown Middle School		190				190	190	0
Mariner Middle School		190				190	190	0
Millsboro Middle School		200				200	200	0
Phillis Wheatley Middle School		190				190	190	0
Postlethwait Middle School		190				190	190	0
Seaford Middle School		200				200	200	0
Selbyville Middle School		200				200	200	0
Smyrna Middle School		200				200	200	0
<b>TOTAL</b>	<b>0</b>	<b>2350</b>	<b>0</b>	<b>0</b>	<b>0</b>	<b>2330</b>	<b>2330</b>	<b>0</b>

### WRESTLING

Destination & Return	Bowman	D&N	Hill's	Mills	Peterman	RJK	16-17	Difference
Beacon Middle School			200	190			160	30
Delmar Middle School			210	200			200	0
Dover Central Middle School			210	185			190	-5
Fifer Middle School			200	185			160	25
Seaford Middle School			210	190			190	0
Selbyville Middle School			210	195			195	0
Millsboro Middle School			210	195			195	0
Georgetown Middle School			195	180			160	20
Mariner Middle School			190	190			190	0
Phillis Wheatley Middle School			200	190			190	0
Smyrna Middle School			210	195			195	0
<b>TOTAL</b>	<b>0</b>	<b>0</b>	<b>2245</b>	<b>2095</b>	<b>0</b>	<b>0</b>	<b>2025</b>	<b>70</b>

### CROSS COUNTRY

Destination & Return	Bowman	D&N	Hill's	Mills	Peterman	RJK	16-17	Difference
Woodbridge Athletic Complex		200	195			200	190	5
Blairs Pond State Park		175	150			125	140	10
Killens Pond State Park		175	175			190	175	0
Browns Branch County Park		175	170			190	165	5
Fifer Middle School		200	200			200	190	10
<b>TOTAL</b>	<b>0</b>	<b>925</b>	<b>890</b>	<b>0</b>	<b>0</b>	<b>905</b>	<b>860</b>	<b>30</b>



### BASEBALL & SOFTBALL

Destination & Return	Bowman	D&N	Hill's	Mills	Peterman	RJK	16-17	Difference
Delmar Middle School				200		220	200	0
Dover Central Middle School				200		210	195	5
Georgetown Middle School				190		210	170	20
Laurel Intermediate School				200		210	170	30
Mariner Middle School				195		200	195	0
Phillis Wheatley Middle School				195		210	195	0
Providence Creek Academy				195		220	195	0
Seaford Middle School				195		210	170	25
Smyrna Middle School				195		220	170	25
Sussex Central				195		220	195	0
WT Chipman Middle School				170		200	165	5
<b>TOTAL</b>	<b>0</b>	<b>0</b>	<b>0</b>	<b>2130</b>	<b>0</b>	<b>2330</b>	<b>2020</b>	<b>110</b>

### FIELD HOCKEY

Destination & Return	Bowman	D&N	Hill's	Mills	Peterman	RJK	16-17	Difference
Delmar Middle School		210				210	210	0
Dover Air Force Base		200				200	200	0
Dover Central Middle School		200				200	200	0
Waver School Middle School		200				200	200	0
Lake Forest Middle School		180				150	150	0
Millsboro Middle School		210				200	200	0
Phillis Wheatley Middle School		200				200	200	0
Postlethwait Middle School		200				200	200	0
Selbyville Middle School		210				210	210	0
Smyrna Middle School		210				200	200	0
WT Chipman Middle School		180				200	200	0
<b>TOTAL</b>	<b>0</b>	<b>2200</b>	<b>0</b>	<b>0</b>	<b>0</b>	<b>2170</b>	<b>2170</b>	<b>0</b>

### MATH LEAGUE

Destination & Return	Bowman	D&N	Hill's	Mills	Peterman	RJK	16-17	Difference
Beacon Middle School			170	170			170	0
Mariner Middle School			170	170			170	0
Millsboro Middle School			185	170			170	0
Georgetown Middle School			170	170			160	10
WT Chipman High School			170	170			160	10
<b>TOTAL</b>	<b>0</b>	<b>0</b>	<b>865</b>	<b>850</b>	<b>0</b>	<b>0</b>	<b>830</b>	<b>20</b>

# SHOW OF INTEREST

SUMMER SCHOOL FOR SCHOOL YEAR 2017-2018

SELECT OR WRITE - YES OR NO

SCHOOL	Bowman	D&N	Hill's	Mills	Peterman	RJK
Morris Early Childhood	No	No	Yes	No	Yes	Yes
Banneker Elementary	No	No	Yes	No	Yes	Yes
Ross Elementary	No	No	Yes	No	Yes	Yes
Misphillion Elementary	No	No	Yes	No	Yes	Yes
Central Academy	No	No	Yes	No	Yes	Yes
Milford High School	No	No	Yes	No	Yes	Yes

## TUTORIAL RUNS

SCHOOL	Bowman	D&N	Hill's	Mills	Peterman	RJK
Morris Early Childhood	No	No	Yes	No		Yes
Banneker Elementary	No	No	Yes	No		Yes
Ross Elementary	No	No	Yes	No		Yes
Misphillion Elementary	No	No	Yes	No		Yes
Central Academy	No	No	Yes	No		Yes
Milford High School	No	No	Yes	No		Yes

## McKINNEY-VENTO

SCHOOL	Bowman	D&N	Hill's	Mills	Peterman	RJK
INDICATE INTEREST	Yes	No	Yes	No	Yes	Yes

## CHARTER BUSES

CHARTER BUS	JOR-LIN
INDICATE INTEREST	Yes

## LOTTERY

SUMMER SCHOOL	Bowman	D&N	Hill's	Mills	Peterman	RJK
ORDER OF SELECTION						

CIS (2 YR TERM) 16-17 and 17-18	Bowman	D&N	Hill's	Mills	Peterman	RJK
ORDER OF SELECTION	4TH	3RD	2ND			1ST

## APPROXIMATE HOURS AND BUSES NEEDED AT EACH LOCATION

### HIGH SCHOOL FALL ATHLETICS

	HOURS	BUSES NEEDED
Varsity Football	6	2
Varsity Band	6	3-4
Junior Varsity Football	3	1
Freshman Football	3	1
Cross Country	3	1
Girls Volleyball	3	1
Boys & Girls Varsity & JV Soccer	4	2
Varsity & JV Field Hockey	3	1
High School Band	2	1-2

### HIGH SCHOOL WINTER ATHLETICS

Boys Varsity & JV Basketball	5	1
Girls Varsity & JV Basketball	5	1
Winter Indoor Track	3	2
Varsity & JV Wrestling	4	1
Swimming	3	1

### HIGH SCHOOL SPRING ATHLETICS

Varsity & JV Lacrosse	4	1
Varsity Baseball & Softball	3	1
JV Baseball & Softball	3	1
Boys & Girls Tennis	3	1
Track and Field	4	1

### MIDDLE SCHOOL ATHLETICS

Football	3	1
Boys and Girls Soccer	2	1
Track and Field	3	1
Boys and Girls Basketball	4	1
Wrestling	3	1
Cross Country	3	1
Baseball & Softball	2	1
Field Hockey	2	1
Math League	2	1

**DIRECTIONS:** Submit a quote for each location in the bid package, which should include your layover. Total the amount and submit the total amount in the space provided in the bid package. Contractor with the **lowest total price quote** submitted will be responsible for all the trips listed for that sport. Layover Rate – Fixed: \$20.00 per hour



## ATHLETICS WINNING BIDS

### HIGH SCHOOL FALL ATHLETICS

### CONTRACTOR

Varsity Football	D&N
Varsity Band	D&N
Junior Varsity Football	Bowman
Freshman Football	RJK
Cross Country	D&N
Girls Volleyball	RJK
Boys & Girls Varsity & JV Soccer	RJK
Varsity & JV Field Hockey	D&N
High School Band	RJK

### HIGH SCHOOL WINTER ATHLETICS

### CONTRACTOR

Boys Varsity & JV Basketball	D&N
Girls Varsity & JV Basketball	RJK
Winter Indoor Track	D&N
Varsity & JV Wrestling	D&N
Swimming	RJK

### HIGH SCHOOL SPRING ATHLETICS

### CONTRACTOR

Varsity Baseball & Softball	MILLS
JV Baseball & Softball	RJK
Boys & Girls Tennis	BOWMAN
Track and Field	D&N
Varsity & JV Lacrosse	D&N

### MIDDLE SCHOOL ATHLETICS

### CONTRACTOR

Football	HILL'S
Boys and Girls Soccer	RJK
Track and Field	HILL'S
Volleyball	MILLS
Boys and Girls Basketball	RJK
Wrestling	MILLS
Cross Country	HILL'S
Baseball & Softball	MILLS
Field Hockey	RJK
Math League	MILLS