

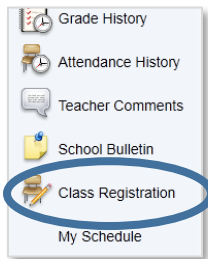
How to Register for Elective Classes

Use the following procedure to request elective classes.

Visit the district website, www.olentangy.k12.oh.us. From the **For Parents** menu, click on **Parent Resources**.

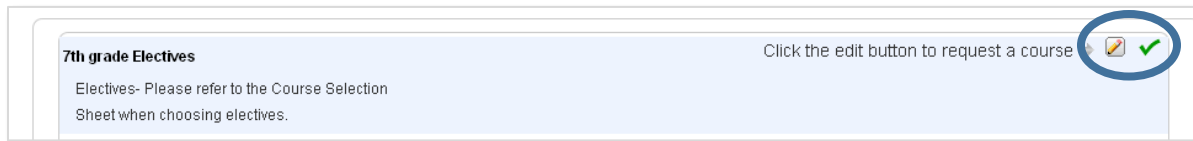
On the Parent Resources page, click on the **PowerSchool** logo. On the next page, click the link to access the PowerSchool student and parent sign in page.

1. After you log in, click on **Class Registration**.

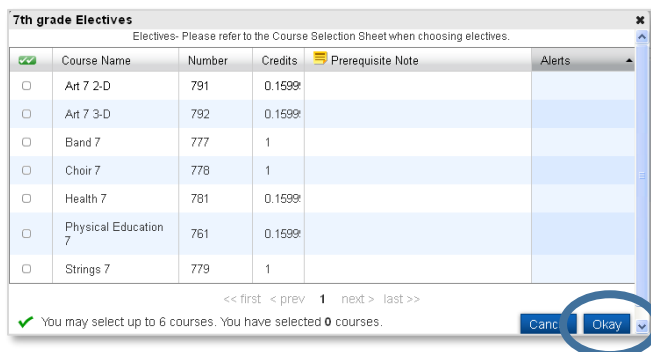


2. In the **Electives** section, click on the **Pencil** icon.

Note: The examples shown below are for the 7th grade. The 8th grade elective choices are different.



3. In the course request window, **check** the elective courses you would like to take and click **Okay**.



4. After you have chosen all of your elective courses, click **Submit**.

