

Name: \_\_\_\_\_ D.O.B.: \_\_\_\_\_

Allergy to: \_\_\_\_\_

Weight: \_\_\_\_\_ lbs. Asthma:  Yes (higher risk for a severe reaction)  No

**PLACE  
PICTURE  
HERE**

**NOTE: Do not depend on antihistamines or inhalers (bronchodilators) to treat a severe reaction. USE EPINEPHRINE.**

**Extremely reactive to the following foods:** \_\_\_\_\_

THEREFORE:

- If checked, give epinephrine immediately for ANY symptoms if the allergen was likely eaten.
- If checked, give epinephrine immediately if the allergen was definitely eaten, even if no symptoms are noted.

FOR ANY OF THE FOLLOWING:  
**SEVERE SYMPTOMS**



**LUNG**

Short of breath, wheezing, repetitive cough



**HEART**

Pale, blue, faint, weak pulse, dizzy



**THROAT**

Tight, hoarse, trouble breathing/swallowing



**MOUTH**

Significant swelling of the tongue and/or lips



**SKIN**

Many hives over body, widespread redness



**GUT**

Repetitive vomiting, severe diarrhea



**OTHER**

Feeling something bad is about to happen, anxiety, confusion

**OR A COMBINATION** of symptoms from different body areas.



1. **INJECT EPINEPHRINE IMMEDIATELY.**
2. **Call 911.** Tell them the child is having anaphylaxis and may need epinephrine when they arrive.
  - Consider giving additional medications following epinephrine:
    - » Antihistamine
    - » Inhaler (bronchodilator) if wheezing
  - Lay the person flat, raise legs and keep warm. If breathing is difficult or they are vomiting, let them sit up or lie on their side.
  - If symptoms do not improve, or symptoms return, more doses of epinephrine can be given about 5 minutes or more after the last dose.
  - Alert emergency contacts.
  - Transport them to ER even if symptoms resolve. Person should remain in ER for at least 4 hours because symptoms may return.

**MILD SYMPTOMS**



**NOSE**

Itchy/runny nose, sneezing



**MOUTH**

Itchy mouth



**SKIN**

A few hives, mild itch



**GUT**

Mild nausea/discomfort

**FOR MILD SYMPTOMS FROM MORE THAN ONE SYSTEM AREA, GIVE EPINEPHRINE.**

**FOR MILD SYMPTOMS FROM A SINGLE SYSTEM AREA, FOLLOW THE DIRECTIONS BELOW:**

1. Antihistamines may be given, if ordered by a healthcare provider.
2. Stay with the person; alert emergency contacts.
3. Watch closely for changes. If symptoms worsen, give epinephrine.

**MEDICATIONS/DOSES**

Epinephrine Brand: \_\_\_\_\_

Epinephrine Dose:  0.15 mg IM  0.3 mg IM

Antihistamine Brand or Generic: \_\_\_\_\_

Antihistamine Dose: \_\_\_\_\_

Other (e.g., inhaler-bronchodilator if wheezing): \_\_\_\_\_

PARENT/GUARDIAN AUTHORIZATION SIGNATURE \_\_\_\_\_

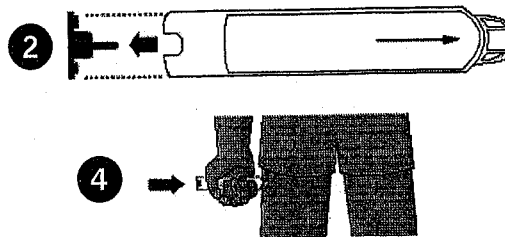
DATE \_\_\_\_\_

PHYSICIAN/HCP AUTHORIZATION SIGNATURE \_\_\_\_\_

DATE \_\_\_\_\_

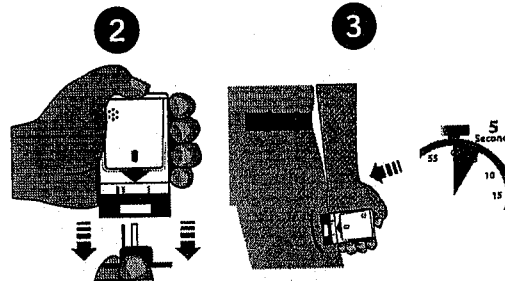
## EPIPEN® (EPINEPHRINE) AUTO-INJECTOR DIRECTIONS

1. Remove the EpiPen Auto-Injector from the plastic carrying case.
2. Pull off the blue safety release cap.
3. Swing and firmly push orange tip against mid-outer thigh.
4. Hold for approximately 10 seconds.
5. Remove and massage the area for 10 seconds.




## AUVI-Q™ (EPINEPHRINE INJECTION, USP) DIRECTIONS

1. Remove the outer case of Auvi-Q. This will automatically activate the voice instructions.
2. Pull off red safety guard.
3. Place black end against mid-outer thigh.
4. Press firmly and hold for 5 seconds.
5. Remove from thigh.



## ADRENACLICK®/ADRENACLICK® GENERIC DIRECTIONS

1. Remove the outer case.
2. Remove grey caps labeled "1" and "2".
3. Place red rounded tip against mid-outer thigh.
4. Press down hard until needle penetrates.
5. Hold for 10 seconds. Remove from thigh.



**OTHER DIRECTIONS/INFORMATION** (may self-carry epinephrine, may self-administer epinephrine, etc.):

Treat the person before calling emergency contacts. The first signs of a reaction can be mild, but symptoms can get worse quickly.

EMERGENCY CONTACTS — CALL 911	OTHER EMERGENCY CONTACTS
RESCUE SQUAD: _____	NAME/RELATIONSHIP: _____
DOCTOR: _____ PHONE: _____	PHONE: _____
PARENT/GUARDIAN: _____ PHONE: _____	NAME/RELATIONSHIP: _____
	PHONE: _____

PARENT/GUARDIAN AUTHORIZATION SIGNATURE \_\_\_\_\_ DATE \_\_\_\_\_