



School Board Regular Meeting
Monday, January 10, 2022; 7:00 PM
ECC Room 349

- I. **Determination of Quorum and Call to Order**
- II. **Approval of Agenda**
- III. **Excellence in Action**
- IV. **Hearing from Members of the Public**
- V. **Consent Agenda**
 - A. Minutes: January 4, 2022 Organizational meeting
 - B. Personnel Recommendations
 - C. Expenditures Payable, 12-01-21 Period 6
 - D. Operating Capital
 - E. Student Support Services Agreements
 1. Panorama
 2. Infinitec
 - F. Gifts
 1. Lake Harriet Lodge #277 and Minnesota Masonic Charities
 - G. Apple Lease Purchase Agreement
- VI. **Discussion/Report**
 - A. COVID-19 Update

Description: Edina Public Schools developed a Return to School plan that included a layered approach to mitigation efforts of physical distancing, use of HEPA Filters in the classroom and cafeterias, quality hygiene protocols, daily cleaning of high touch surfaces, visitor safety protocol, quarantine protocol, universal masking, organization of vaccination clinics, and a COVID-19 coordinator at each site. Additional COVID-19 testing protocols were added in the fall to support the ability for students who were identified as close contacts to return to in-person learning as soon as possible. The superintendent provides a periodic update to the school board and Edina Public Schools community regarding the status of community transmission of COVID-19 and mitigation efforts.

Presenter(s): Dr. Stacie Stanley, Superintendent; and Dr. Randy Smasal, Assistant Superintendent
- VII. **Action**
 - A. COVID Vaccination and Testing Resolution

Description: The resolution for vaccination or testing was approved to commence on January 17, 2022. Since that time CDC has updated their definition of fully vaccinated.

Presenter(s): Dr. Stacie Stanley, Superintendent

Recommendation: Approve the resolution.
 - B. New Course Proposal

Description: As part of our continuous improvement efforts, each year the Teaching and Learning department brings forth proposals for new courses and recommendations

for course changes for School Board review. These proposals and recommendations are generated by district and building staff, reviewed and refined through a committee process and presented to the school board for consideration.

Presenter(s): Jody De St. Hubert, Director of Teaching and Learning; and Deb Richards, Gifted Education Coordinator

Recommendation: Approve the recommended new courses and course change proposals at the January 10th Board Meeting.

C. Science Pathway

Description: Edina Public Schools is in the middle of our K-12 Science Curriculum review. This review was instigated by the change in Minnesota State Science Standards approved in July of 2019 to be fully implemented in 2024-25. At the January 11th, 2021 School Board Meeting the Board approved a new course to be offered in 8th grade for 2021-22 school year and at Edina High School for 9th grade students for the 2022-23 school year.

Presenter(s): Jody De St. Hubert, Director of Teaching and Learning; and Mark Carlson, Math Coordinator

Recommendation: Approve the recommended pathway at the January 10th Board Meeting.

D. District Audit

Description: The Board Finance & Facilities Committee and administration have reviewed and recommend approval of the report.

Presenter(s): John Toop, Director of Business Services; and Bill Lauer, MMKR

Recommendation: Approve the financial statements for fiscal year ended June 30, 2021, and the report of the independent certified public accountants - Malloy, Montague, Karnowski, Radosevich & Co., P.A.

E. 2022-2023 Budget Development Plan

Description: Administration will present the basic annual and long-range budget parameters to be used for FY2022-23 budget development.

Presenter(s): John Toop, Director of Business Services

Recommendation: That the School Board approve the 2022-23 budget parameters.

VIII. Leadership and Committee Updates

IX. Superintendent Updates

X. Information

A. Enrollment

- Mobility Report
- Enrollment Report

B. Budget in Progress Report

XI. Adjournment

INDEPENDENT SCHOOL DISTRICT 273
OFFICIAL MINUTES OF THE ORGANIZATIONAL MEETING OF JANUARY 4, 2022

ORGANIZATIONAL MEETING
7:00 PM

Edina Community Center Room 349
5701 Normandale Road, Edina

SCHOOL BOARD MEMBERS PRESENT:

Mr. Dan Arom
Mr. Michael Birdman
Ms. Karen Gabler
Ms. Julie Greene
Ms. Janie Shaw
Mr. Leny Wallen-Friedman

ABSENT:

Ms. Erica Allenburg

PRESIDING OFFICER: Vice Chair Leny Wallen-Friedman

7:00 PM – 7:10 PM

ADMINISTRATIVE STAFF PRESENT:

Dr. Stacie Stanley, Superintendent
Dr. Randy Smasal, Assistant Superintendent
Valerie Burke, Director of Community Education
Jody De St. Hubert, Director of Teaching and Learning
Jeff Jorgensen, Director of Student Support Services
Natasha Monsaas-Daly, Director of District Media and Technology Services
John Toop, Director of Business Services
Mary Woitte, Director of Communications

CERTIFIED CORRECT:

CERTIFIED CORRECT:

Ms. Erica Allenburg, Chair

Ms. Julie Greene, Clerk

(Official Publication)
MINUTES OF THE ORGANIZATIONAL MEETING OF THE SCHOOL BOARD
DISTRICT 273 EDINA, MINNESOTA
JANUARY 4, 2022

7:00 PM Vice Chair Wallen-Friedman called to order the organizational meeting of the School Board. Members present: Arom, Birdman, Gabler, Greene, Shaw, Wallen-Friedman. Staff present: Stanley, Smasal, Burke, De St. Hubert, Jorgensen, Monsaas-Daly, Toop, Woitte.

APPROVAL OF AGENDA

ELECTION OF BOARD CHAIR

ELECTION OF BOARD OFFICERS

APPROVAL OF MINUTES

CONSENT ITEMS

- A. Acceptance and Oath of Office Statements of Newly and Re-Elected School Board Members
- B. Minutes: December 13, 2021 work session and regular meeting; December 20, 2021 special meeting
- C. Reaffirmation of Policies
- D. School Board Compensation
- E. School Board Committees, Appointments, Liaisons and Representatives
- F. Appointments
 - 1. District Architect
 - 2. District Auditors
 - 3. District Legal Counsel
- G. Authorization of Credit Cards
- H. Delegations of Authority
 - 1. Electronic Fund Transfers
 - 2. Pay Claims Prior to Board Approval
- I. Designations
 - 1. Depositories
 - 2. Official Newspaper
 - 3. Responsible Authority and Data Practices Compliance Officials
 - 4. Signatories to General Checking accounts for 2022

The meeting adjourned at 7:05 PM. The minutes and resolutions are open to public inspection on the district website, and on file at the district office, 5701 Normandale Road.

Ms. Erica Allenburg, Chair

Ms. Julie Greene, Clerk

OFFICIAL MINUTES OF SCHOOL BOARD'S
JANUARY 4, 2022 ORGANIZATIONAL MEETING

7:00 PM Vice Chair Wallen-Friedman called to order the organizational meeting of the School Board. Members present: Arom, Birdman, Gabler, Greene, Shaw, Wallen-Friedman. Staff present: Stanley, Smasal, Burke, De St. Hubert, Jorgensen, Monsaas-Daly, Toop, Woitte.

APPROVAL OF AGENDA BY UNANIMOUS VOTE

Member Shaw moved and Member Greene seconded to approve the agenda. All members voted Aye.

ELECTION OF BOARD CHAIR BY UNANIMOUS VOTE

Member Shaw nominated Erica Allenburg as Board Chair. All members voted Aye.

ELECTION OF BOARD OFFICERS BY UNANIMOUS VOTE

Member Greene nominated Leny Wallen-Friedman as Vice Chair. All members voted Aye. Member Shaw nominated Michael Birdman as Treasurer. All members voted Aye. Member Gabler nominated Julie Greene as Board Clerk. All members voted Aye. Member Gabler nominated Janie Shaw as Assistant Treasurer. All members voted Aye. Member Greene nominated Dan Arom and Karen Gabler as Assistant Clerks. All members voted Aye.

APPROVAL OF CONSENT AGENDA BY UNANIMOUS VOTE

Member Birdman moved and Member Greene seconded to approve the Consent Agenda. All members voted Aye. The items included were:

- A. Acceptance and Oath of Office Statements of Newly and Re-Elected School Board Members
- B. Minutes: December 13, 2021 work session and regular meeting; December 20, 2021 special meeting
- C. Reaffirmation of Policies
- D. School Board Compensation
- E. School Board Committees, Appointments, Liaisons and Representatives
- F. Appointments
 1. District Architect
 2. District Auditors
 3. District Legal Counsel
- G. Authorization of Credit Cards
- H. Delegations of Authority
 1. Electronic Fund Transfers
 2. Pay Claims Prior to Board Approval
- I. Designations
 1. Depositories
 2. Official Newspaper
 3. Responsible Authority and Data Practices Compliance Officials
 4. Signatories to General Checking accounts for 2022

SUPERINTENDENT AND LEADERSHIP UPDATES

Superintendent Stanley wished everyone a Happy New Year and welcomed the new board members. She shared an update on the High School and that students will be back in the building later this week. She also said there will be an update on COVID protocols later this month.

Vice Chair Wallen-Friedman also welcomed the new board members.

At 7:10 PM, there being no objection, Vice Chair Wallen-Friedman adjourned the meeting.



Board Meeting Date: January 10, 2022

TITLE: Personnel Recommendations

TYPE: Consent

PRESENTER(S):

BACKGROUND: Personnel recommendations are made monthly. Conditional offers of employment are subject to successful completion of a criminal background check.

RECOMMENDATION: Approve the attached personnel recommendations.

PRIMARY ISSUE(S) TO CONSIDER:

ATTACHMENTS:

1. Report (next page)

LICENSED STAFF

A. RECOMMENDATIONS FOR EMPLOYMENT

<u>Name</u>	<u>Assignment</u>	<u>Salary</u>	<u>Date</u>
CAUBLE, MOLLY	SPED TEACH - ECSE - FTE 1.0	\$41,699.00	12/10/2021
STARK, SONIA	ESL TEACHER - ND- FTE 1.0	\$53,954.00	1/04/2022
NELSON, SUE	LONG TERM SUB - ND - FTE .90	\$12,759.77	12/13/2021
CORRECTION - Nullify Long Term Sub contract SWANSON, ELLEN	Premier Sub - CC	\$23.75/hour	12/01/2021
CORRECTION to FTE WELSH, SHEILA	LONG TERM SUB - CV - FTE .67	\$65.54/hour	12/2/2021

These conditional offers of employment are subject to successful completion of a criminal background check.

NON-LICENSED STAFF

A. RECOMMENDATIONS FOR EMPLOYMENT

<u>Name</u>	<u>Assignment</u>	<u>Salary</u>	<u>Date</u>
CARLSON, DEBORAH	Instructional Associate Highlands	\$18.78/hour	11/10/2021
ELLIOTT, ANTHONY	Security Paraprofessional Edina High School	\$19.12/hour	12/16/2021
GAFFNEY, PHIL	Groundskeeper Edina Community Center	\$3,854	12/13/2021
JOUPPI, JENNIFER	Department Specialist A Teaching & Learning	\$4,250	11/15/2021
HERNANDEZ, MEDEL	Bus Driver Transportation	\$22.25/hour	11/24/2021
KEO, MARILYN	Educational Associate Highlands	\$19.12/hour	12/02/2021

LUDKE, LIAM	Educational Associate Valley View Middle School	\$18.05/hour	12/07/2021
MCCUSKEY, BENJAMIN	Bus Driver Transportation	\$23.00/hour	12/02/2021
NAJHAWAN, ANU	Educational Associate Countryside	\$20.20/hour	12/13/2021
REDMOND, KELLEY	Instructional Associate Edina High School	\$18.78/hour	12/02/2021
ROSSMAN, JAMES	Educational Associate Edina High School	\$16.96/hour	12/20/2021
RUSSELL, JOANN	Educational Associate Valley View Middle School	\$19.12/hour	12/03/2021

B. RESIGNATIONS

<u>Name</u>	<u>Assignment</u>	<u>Reason</u>	<u>Date</u>
FORD, MICHAEL	Night Supervisor Highlands Elementary	Personal	12/30/2021
GREEN, EDWARD	Custodian Edina Community Center	Personal	12/10/2021
HANSON, FELICITY	Department Specialist A Teaching & Learning	Retirement	11/29/2021
HOWELL, GREG	Custodian - Edina High School	Retirement	02/11/2022
KOLLER, AARON	Educational Associate Highlands Elementary	Personal	12/31/2021
SNYDER, LESLIE	Department Specialist A District Media & Technology	Retirement	12/30/2021
SWANSON, DIANA	Department Specialist B Edina High School	Retirement	11/22/2021
ZICKMUND, KAYLENE	Educational Associate Southview Middle School	Reduction of Hours	01/04/2021

C. TERMINATIONS

<u>Name</u>	<u>Assignment</u>	<u>Reason</u>	<u>Date</u>
BURRINGTON-HORTON SARAH	Custodian Southview Middle School	Probationary Termination	12/28/2021

COMMUNITY EDUCATION SERVICES STAFF

A. RECOMMENDATIONS FOR EMPLOYMENT

<u>Name</u>	<u>Assignment</u>	<u>Salary</u>	<u>Date</u>
BURNHAM, TANNER	Recreation Leader Concord Elementary	\$15.94/hour	11/29/2021
GARWOOD, SHANNON	Recreation Leader Countryside Elementary	\$19.85/hour	12/06/2021
KEBHART, GWEN	Recreation Leader Highlands Elementary	\$15.33/hour	11/15/2021
MEYER, NATALIE	Recreation Leader Creek Valley Elementary	\$15.33/hour	11/15/2021
MEIDEMA, JILLIAN	Recreation Leader Creek Valley	\$15.33/hour	12/06/2021



DEFINING EXCELLENCE

Board Meeting Date: 1/10/2022

TITLE: Expenditures Payable 12-01-21 for Period 6

TYPE: Consent

PRESENTER(S): John Toop, Director of Business Services

BACKGROUND:

01	General Fund	\$2,389,029.91
02	Food Service Fund	\$283,209.74
04	Community Service Fund	\$77,999.47
06	Construction	\$769,140.59
	Long Term Facility Maintenance	
	Technology	
07	Debt Redemption Fund	\$0.00
12	Construction -2015 Building Bond	\$0.00
20	Internal Service - Dental Self Insurance	\$0.00
50	Student Activities	\$0.00
	Total Expenditures	\$3,519,379.71

RECOMMENDATION: It is recommended that the Board approve the payment of expenditures as appended.

PRIMARY ISSUE(S) TO CONSIDER: None

ATTACHMENTS:

1. December Check Register – FY2022 P6

SOURCEWELL TECHNOLOGY
 DATE: 01/04/2022
 TIME: 07:10:18

PAGE NUMBER: 1
 ACCTPAZ1

EDINA - LIVE
 CHECK REGISTER - BY FUND

SELECTION CRITERIA: transact.yr='22' and transact.period='6'
 ACCOUNTING PERIOD: 6/22

FD - 01 - GENERAL

CASH ACCT	CHECK NO	ISSUE DT	VENDOR	NAME	BUDGET CODE	ACCNT	DESCRIPTION	SALES TAX	AMOUNT
A101.00	383385	V 09/15/21	17014	STANDARD SPRING PAR	01009760720000	402	BUS SPRING	0.00	-970.98
A101.00	383662	V 10/06/21	17014	STANDARD SPRING PAR	01009760720000	402	SPRING	0.00	-985.78
A101.00	384311	V 11/17/21	33260	METRO TRANSPORTATIO	01009760714000	360	OCT21-MPLS	0.00	-49,248.95
A101.00	384311	V 11/17/21	33260	METRO TRANSPORTATIO	01009760723000	360	OCT21-SPED	0.00	-191,765.00
	TOTAL CHECK								-241,013.95
A101.00	384336	V 11/17/21	33315	U.S. POSTAL SERVICE	01005420419000	401	#10 REG STAMPED ENV	0.00	-3,431.70
A101.00	384436	12/01/21	00500	ASTLEFORD INTERNATI	01009760720000	402	TURBO KIT CORE CRED	0.00	-828.00
A101.00	384436	12/01/21	00500	ASTLEFORD INTERNATI	01009760720000	402	FUEL PUMP CORE RETU	0.00	-225.00
A101.00	384436	12/01/21	00500	ASTLEFORD INTERNATI	01009760720000	402	WINDOW LATCHES	0.00	115.20
A101.00	384436	12/01/21	00500	ASTLEFORD INTERNATI	01009760720000	402	FUEL PUMP CORE	0.00	225.00
A101.00	384436	12/01/21	00500	ASTLEFORD INTERNATI	01009760720000	402	BATTERY BOX DOOR	0.00	386.34
A101.00	384436	12/01/21	00500	ASTLEFORD INTERNATI	01009760720000	402	FUEL PUMP	0.00	611.87
A101.00	384436	12/01/21	00500	ASTLEFORD INTERNATI	01009760720000	402	BATTERY BOX PARTS	0.00	791.75
A101.00	384436	12/01/21	00500	ASTLEFORD INTERNATI	01009760720000	402	TURBO KIT	0.00	3,315.73
	TOTAL CHECK								4,392.89
A101.00	384437	12/01/21	12067	BARNES & NOBLE INC	01005620795000	470	BOOKS FOR VALLEY VI	0.00	329.24
A101.00	384438	12/01/21	26064	BAYADA HOME HEALTH	01005416740000	394	NURSE DURING SCHOOL	0.00	540.00
A101.00	384438	12/01/21	26064	BAYADA HOME HEALTH	01005416740000	394	NURSE DURING SCHOOL	0.00	840.00
	TOTAL CHECK								1,380.00
A101.00	384439	12/01/21	33326	BOLTER LAW LLC	01005105000000	305	PMT PER AGREEMENT	0.00	10,000.00
A101.00	384440	12/01/21	10270	BOYER TRUCKS	01009760720000	402	FUEL WATER SEPERATO	0.00	362.60
A101.00	384441	12/01/21	27717	CATALYST SOURCING S	01005810000000	305	ONDEMAND/FACIL/FUEL	0.00	362.50
A101.00	384441	12/01/21	27717	CATALYST SOURCING S	01005110000000	305	SUPP TRACK MON SUBS	0.00	209.99
A101.00	384441	12/01/21	27717	CATALYST SOURCING S	01009760720000	305	ONDEMAND/SPED/OUT D	0.00	156.25
	TOTAL CHECK								728.74
A101.00	384442	12/01/21	27874	CENTER FOR THE COLL	01005203302000	460	CONSULT-VGEN VIRTUA	0.00	200.00
A101.00	384443	12/01/21	32814	COMCAST CABLE MANAG	01005630000000	320	NOV21 - INTERNET FE	0.00	9.95
A101.00	384444	12/01/21	12261	CUSHMAN MOTOR COMPA	010058100000820	401	DW - BROOM PIVOT	0.00	22.08
A101.00	384445	12/01/21	30587	D.S. ERICKSON & ASS	01	L215.13	IW - N.B.	0.00	548.09
A101.00	384446	12/01/21	25305	DIESEL COMPONENTS I	01009760720000	402	TURBO ACTUATOR	0.00	895.00
A101.00	384446	12/01/21	25305	DIESEL COMPONENTS I	01009760720000	402	TURBO ACTUATOR	0.00	895.00
A101.00	384446	12/01/21	25305	DIESEL COMPONENTS I	01009760720000	402	TURBO ACTUATOR	0.00	995.00
A101.00	384446	12/01/21	25305	DIESEL COMPONENTS I	01009760720000	402	TURBO ACTUATOR CORE	0.00	125.00
A101.00	384446	12/01/21	25305	DIESEL COMPONENTS I	01009760720000	402	TURBO ACTUATOR CRED	0.00	-1,020.00
	TOTAL CHECK								1,890.00
A101.00	384447	12/01/21	27824	DIVERSE CONSTRUCTIO	01021865383000	520	2021 EHS REROOF	0.00	18,700.00

SOURCEWELL TECHNOLOGY
 DATE: 01/04/2022
 TIME: 07:10:18

PAGE NUMBER: 2
 ACCTPAZ1

EDINA - LIVE
 CHECK REGISTER - BY FUND

SELECTION CRITERIA: transact.yr='22' and transact.period='6'
 ACCOUNTING PERIOD: 6/22

FD - 01 - GENERAL

CASH ACCT	CHECK NO	ISSUE DT	VENDOR	NAME	BUDGET CODE	ACCNT	DESCRIPTION	SALES TAX	AMOUNT
A101.00	384448	12/01/21	29007	DUNHAM ASSOCIATES I	01008863380000	305	ECC RENO COMMISSION	0.00	5,835.00
A101.00	384449	12/01/21	32200	EAU CLAIRE ACADEMY	01005211000000	392	TUITION IN C&T - 00	0.00	1,583.30
A101.00	384450	12/01/21	13063	ECM PUBLISHERS INC	01008863368000	305	ECC WINDOW REPL AD	0.00	269.90
A101.00	384451	12/01/21	25849	SHRED-IT USA	01020211000000	305	VV - SHREDDING	0.00	45.96
A101.00	384452	12/01/21	02476	FLINN SCIENTIFIC IN	01021260000000	430	ML1398 MICROSCOPE S	0.00	32.85
A101.00	384452	12/01/21	02476	FLINN SCIENTIFIC IN	01021260000000	430	ML1439 FORENSIC SLI	0.00	279.18
A101.00	384452	12/01/21	02476	FLINN SCIENTIFIC IN	01021260000000	430	AP7061 INKLESS FING	0.00	90.64
A101.00	384452	12/01/21	02476	FLINN SCIENTIFIC IN	01021260000000	430	AP7764 MAGNETIC APP	0.00	153.36
A101.00	384452	12/01/21	02476	FLINN SCIENTIFIC IN	01021260000000	430	AP7763 MAGNETIC POW	0.00	37.26
A101.00	384453	12/01/21	02490	FOLLETT SCHOOL SOLU	01005620795000	470	1297VS ITEM - MISSE	0.00	15.84
A101.00	384453	12/01/21	02490	FOLLETT SCHOOL SOLU	01005620795000	470	BOOKS FOR SVMS	0.00	428.20
A101.00	384455	12/01/21	02715	GENERAL OFFICE PROD	01021211302000	530	OFFICE FURNITURE SP	0.00	7,680.79
A101.00	384455	12/01/21	02715	GENERAL OFFICE PROD	01021211302000	530	OFFICE FURNITURE	0.00	20,584.26
A101.00	384456	12/01/21	18200	GENERAL SECURITY SE	01005810000000	305	CS-DEC21 INTR MONIT	0.00	17.95
A101.00	384456	12/01/21	18200	GENERAL SECURITY SE	01005810000000	305	CC-DEC21 INTR MONIT	0.00	40.08
A101.00	384456	12/01/21	18200	GENERAL SECURITY SE	01005810000000	305	ECC-DEC21 INTR MONI	0.00	40.08
A101.00	384456	12/01/21	18200	GENERAL SECURITY SE	01005810000000	305	EHS-DEC21 INTR MONI	0.00	40.08
A101.00	384456	12/01/21	18200	GENERAL SECURITY SE	01005810000000	305	VV-DEC21 INTR MONIT	0.00	40.08
A101.00	384456	12/01/21	18200	GENERAL SECURITY SE	01005810000000	305	HL-DEC21 INTR MONIT	0.00	40.08
A101.00	384456	12/01/21	18200	GENERAL SECURITY SE	01005810000000	305	SV-DEC21 INTR MONIT	0.00	40.08
A101.00	384456	12/01/21	18200	GENERAL SECURITY SE	01005810000000	305	BUS: NOV-JAN PATROL	0.00	90.00
A101.00	384456	12/01/21	18200	GENERAL SECURITY SE	01005810000000	305	ECC: NOV-JAN PATROL	0.00	90.00
A101.00	384456	12/01/21	18200	GENERAL SECURITY SE	01005810000000	305	VV: NOV-JAN PATROL S	0.00	90.00
A101.00	384456	12/01/21	18200	GENERAL SECURITY SE	01005810000000	305	CC: NOV-JAN PATROL S	0.00	90.00
A101.00	384456	12/01/21	18200	GENERAL SECURITY SE	01005810000000	305	CS: NOV-JAN PATROL S	0.00	90.00
A101.00	384456	12/01/21	18200	GENERAL SECURITY SE	01005810000000	305	CV: NOV-JAN PATROL S	0.00	90.00
A101.00	384456	12/01/21	18200	GENERAL SECURITY SE	01005810000000	305	HL: NOV-JAN PATROL S	0.00	90.00
A101.00	384456	12/01/21	18200	GENERAL SECURITY SE	01005810000000	305	SV: NOV-JAN PATROL S	0.00	90.00
A101.00	384457	12/01/21	09346	GRAINGER	01009760720000	402	DEBURRING TOOL SET	0.00	1,238.59
A101.00	384457	12/01/21	09346	GRAINGER	01009760720000	402	DEBURRING TOOL	0.00	52.10
A101.00	384457	12/01/21	09346	GRAINGER	01009760720000	402	LED DRIVER	0.00	18.30
A101.00	384457	12/01/21	09346	GRAINGER	01009760720000	402	WHEEL WEIGHT TRUCK	0.00	165.42
A101.00	384457	12/01/21	09346	GRAINGER	01009760720000	402	VAPOR TIGHT FIXTURE	0.00	106.87
A101.00	384457	12/01/21	09346	GRAINGER	01019810000000	401	FLOOR CLEANOUT COVE	0.00	177.59
A101.00	384457	12/01/21	09346	GRAINGER	01019810000000	401		0.00	86.37
A101.00	384457	12/01/21	09346	GRAINGER	01019810000000	401		0.00	606.65

SOURCEWELL TECHNOLOGY
 DATE: 01/04/2022
 TIME: 07:10:18

PAGE NUMBER: 3
 ACCTPAZ1

EDINA - LIVE
 CHECK REGISTER - BY FUND

SELECTION CRITERIA: transact.yr='22' and transact.period='6'
 ACCOUNTING PERIOD: 6/22

FD - 01 - GENERAL

CASH ACCT	CHECK NO	ISSUE DT	VENDOR	NAME	BUDGET CODE	ACCNT	----	DESCRIPTION	SALES TAX	AMOUNT
A101.00	384458	12/01/21	30209	GRAINGER	01020810000000	350		BOILER FUSES	0.00	34.88
A101.00	384459	12/01/21	27788	GREATAMERICA FINANC	01019211000000	329		NOV21-SV POSTAGE MT	0.00	185.95
A101.00	384460	12/01/21	00296	GROTH MUSIC COMPANY	01021258000250	430		HORN REEDS	0.00	26.95
A101.00	384460	12/01/21	00296	GROTH MUSIC COMPANY	01020258000250	350		FRENCH HORN REPAIR	0.00	48.00
A101.00	384460	12/01/21	00296	GROTH MUSIC COMPANY	01020258000250	350		FRENCH HORN REPAIR	0.00	218.00
A101.00	384460	12/01/21	00296	GROTH MUSIC COMPANY	01020258000250	350		BARITONE REPAIR	0.00	143.00
	TOTAL CHECK								0.00	435.95
A101.00	384461	12/01/21	21963	HEINEMANN	01526203000096	430		4TH GRADE READERS	0.00	5,437.50
A101.00	384461	12/01/21	21963	HEINEMANN	01526203000096	430		ESTIMATED SHIPPING/	0.00	489.38
	TOTAL CHECK								0.00	5,926.88
A101.00	384462	12/01/21	03263	HOGlund BUS CO INC	01009760720000	402		LATCH	0.00	169.24
A101.00	384462	12/01/21	03263	HOGlund BUS CO INC	01009760720000	402		DPF SENSOR, SKIRT B	0.00	459.13
A101.00	384462	12/01/21	03263	HOGlund BUS CO INC	01009760720000	402		FUEL FITTING	0.00	24.96
	TOTAL CHECK								0.00	653.33
A101.00	384464	12/01/21	22560	INTELLIGERE INC	01005219317000	358		INTERPRETER FOR ML	0.00	1,918.75
A101.00	384464	12/01/21	22560	INTELLIGERE INC	01005420740000	358		INTERPRETER FOR SPE	0.00	472.50
	TOTAL CHECK								0.00	2,391.25
A101.00	384465	12/01/21	26941	IWS - INNOVATIONAL	01005810000000	305		NOV21 - MGMT PROGRA	0.00	1,375.00
A101.00	384466	12/01/21	25335	JANET UNGS - BUSINE	01005640316000	305		SEP-NOV21 SERVICES	0.00	1,000.00
A101.00	384467	12/01/21	32926	JERRY'S FOODS EDINA	01533640316000	490		JUICE BOXES	0.00	35.92
A101.00	384468	12/01/21	03708	JERRY'S PRINTING	01005420419000	305		SPED PARENT HANDBOO	0.00	790.00
A101.00	384469	12/01/21	09728	JW PEPPER & SON INC	01021258000252	430		ORCHESTRA MUSIC	0.00	55.00
A101.00	384469	12/01/21	09728	JW PEPPER & SON INC	01021258000252	430		ORCHESTRA MUSIC	0.00	65.00
A101.00	384469	12/01/21	09728	JW PEPPER & SON INC	01021258000252	430		ORCHESTRA MUSIC	0.00	99.99
A101.00	384469	12/01/21	09728	JW PEPPER & SON INC	01020258000251	430		BAND MUSIC	0.00	7.00
A101.00	384469	12/01/21	09728	JW PEPPER & SON INC	01020258000251	430		CHORAL MUSIC	0.00	11.25
A101.00	384469	12/01/21	09728	JW PEPPER & SON INC	01021258000252	430		ORCHESTRA MUSIC	0.00	45.00
	TOTAL CHECK								0.00	283.24
A101.00	384470	12/01/21	31629	KENNEDY & GRAVEN, C	01005199000000	305		FY21 SCH BOARD ELEC	0.00	70.50
A101.00	384471	12/01/21	32966	KINECT ENERGY, INC	01008810000000	440		ECC - OCT21 SERVICE	0.00	155.57
A101.00	384471	12/01/21	32966	KINECT ENERGY, INC	01009760720000	440		BUS - OCT21 SERVICE	0.00	515.98
A101.00	384471	12/01/21	32966	KINECT ENERGY, INC	01352981000000	440		HL - OCT21 SERVICES	0.00	3,494.58
A101.00	384471	12/01/21	32966	KINECT ENERGY, INC	01008810000000	440		ECC - OCT21 SERVICE	0.00	4,324.85
A101.00	384471	12/01/21	32966	KINECT ENERGY, INC	01533810000000	440		ND - OCT21 SERVICES	0.00	1,219.83
A101.00	384471	12/01/21	32966	KINECT ENERGY, INC	01532810000000	440		CN - OCT21 SERVICES	0.00	1,415.33
A101.00	384471	12/01/21	32966	KINECT ENERGY, INC	01527810000000	440		CV - OCT21 SERVICES	0.00	1,773.86
A101.00	384471	12/01/21	32966	KINECT ENERGY, INC	01526810000000	440		CN - OCT21 SERVICES	0.00	2,383.06
A101.00	384471	12/01/21	32966	KINECT ENERGY, INC	01528810000000	440		CS - OCT21 SERVICES	0.00	2,738.63
A101.00	384471	12/01/21	32966	KINECT ENERGY, INC	01020810000000	440		VV - OCT21 SERVICES	0.00	7,869.13
A101.00	384471	12/01/21	32966	KINECT ENERGY, INC	01019810000000	440		SV - OCT21 SERVICES	0.00	11,779.35

SOURCEWELL TECHNOLOGY
 DATE: 01/04/2022
 TIME: 07:10:18

EDINA - LIVE
 CHECK REGISTER - BY FUND

PAGE NUMBER: 5
 ACCTPAZI

SELECTION CRITERIA: transact.yr='22' and transact.period='6'
 ACCOUNTING PERIOD: 6/22

FD - 01 - GENERAL

CASH ACCT	CHECK NO	ISSUE DT	VENDOR	NAME	BUDGET CODE	ACCNT	----	DESCRIPTION----	SALES TAX	AMOUNT
A101.00	384487	12/01/21	15331	PRAIRIE ELECTRIC CO	01527810000000	350		LIGHT CONTACT REPLA	0.00	515.27
A101.00	384488	12/01/21	15873	REALLY GOOD STUFF I	01533050000000	401		ALL PURPOSE BINS -	0.00	81.39
A101.00	384489	12/01/21	22996	RJ MECHANICAL INC	01529810000000	350		COPPER HEATING LEAK	0.00	731.58
A101.00	384490	12/01/21	26674	RUSSELL SECURITY RE	01008810000000	401		KEY	0.00	18.00
A101.00	384490	12/01/21	26674	RUSSELL SECURITY RE	01008810000000	401		LOCKS	0.00	920.00
	TOTAL CHECK								0.00	938.00
A101.00	384491	12/01/21	15003	SAMARITAN TIRE COMP	010058100000820	305		TIRE VALVE INSTALL	0.00	66.00
A101.00	384492	12/01/21	06400	SCHWITT MUSIC	01021258000250	350		CLARINET REPAIR	0.00	84.76
A101.00	384492	12/01/21	06400	SCHWITT MUSIC	01021258000250	350		CLARINET REPAIR	0.00	27.00
	TOTAL CHECK								0.00	111.76
A101.00	384493	12/01/21	06922	SCHOOL SERVICE EMPL	01	L215.08		UNION DUES W/HOLDIN	0.00	2,829.07
A101.00	384495	12/01/21	06705	SOCIAL STUDIES SCHO	01005211302000	460		NYSTROM ATLAS/US HI	0.00	2,018.25
A101.00	384496	12/01/21	17019	THE TESSMAN COMPANY	010218100000820	401		EHS - SALT	0.00	1,240.00
A101.00	384496	12/01/21	17019	THE TESSMAN COMPANY	010088100000820	401		ECC - SALT	0.00	832.00
A101.00	384496	12/01/21	17019	THE TESSMAN COMPANY	015288100000820	401		CS - SALT	0.00	426.00
A101.00	384496	12/01/21	17019	THE TESSMAN COMPANY	015328100000820	401		CV - SALT	0.00	426.00
	TOTAL CHECK								0.00	2,924.00
A101.00	384497	12/01/21	17231	TIERNEY BROTHERS IN	01021292000000	430		QUOTE/OPPORTUNITY #	0.00	3,010.19
A101.00	384497	12/01/21	17231	TIERNEY BROTHERS IN	01021292000000	430		QUOTE/OPPORTUNITY #	0.00	3,010.19
	TOTAL CHECK								0.00	6,020.38
A101.00	384498	12/01/21	23013	UNIVERSITY LANGUAGE	01005420740000	358		ENTERPRETER-SPED	0.00	123.75
A101.00	384498	12/01/21	23013	UNIVERSITY LANGUAGE	01005420740000	358		INTERPRETER-SPED	0.00	165.00
A101.00	384498	12/01/21	23013	UNIVERSITY LANGUAGE	01005790000000	358		INTERPRETER-GEN ED	0.00	182.24
A101.00	384498	12/01/21	23013	UNIVERSITY LANGUAGE	01005790000000	358		INTERPRETER-GEN ED	0.00	318.26
A101.00	384498	12/01/21	23013	UNIVERSITY LANGUAGE	01005790000000	358		INTERPRETER-GEN ED	0.00	82.50
A101.00	384498	12/01/21	23013	UNIVERSITY LANGUAGE	01005420740000	358		INTERPRETER-SPED	0.00	188.96
A101.00	384498	12/01/21	23013	UNIVERSITY LANGUAGE	01005420740000	358		INTERPRETER-SPED	0.00	189.52
A101.00	384498	12/01/21	23013	UNIVERSITY LANGUAGE	01005790000000	358		INTERPRETER-GEN ED	0.00	191.20
A101.00	384498	12/01/21	23013	UNIVERSITY LANGUAGE	01005790000000	358		INTERPRETER-GEN ED	0.00	197.36
A101.00	384498	12/01/21	23013	UNIVERSITY LANGUAGE	01005790000000	358		INTERPRETER-GEN ED	0.00	197.36
A101.00	384498	12/01/21	23013	UNIVERSITY LANGUAGE	01005790000000	358		INTERPRETER-GEN ED	0.00	197.36
A101.00	384498	12/01/21	23013	UNIVERSITY LANGUAGE	01005790000000	358		INTERPRETER-GEN ED	0.00	197.36
A101.00	384498	12/01/21	23013	UNIVERSITY LANGUAGE	01005790000000	358		INTERPRETER-GEN ED	0.00	209.12
A101.00	384498	12/01/21	23013	UNIVERSITY LANGUAGE	01005790000000	358		INTERPRETER-GEN ED	0.00	210.80
	TOTAL CHECK								0.00	2,650.79
A101.00	384501	12/01/21	25308	WOLD ARCHITECTS & E	01526865384000	305		CC AREA WELL REPAIR	0.00	253.23
A101.00	384501	12/01/21	25308	WOLD ARCHITECTS & E	01532865384000	305		CV LIGHTING REPLACE	0.00	510.23
A101.00	384501	12/01/21	25308	WOLD ARCHITECTS & E	01008865384000	305		ECC RENOVATIONS	0.00	643.78
A101.00	384501	12/01/21	25308	WOLD ARCHITECTS & E	01529865384000	305		HL LIGHTING REPLACE	0.00	677.61
A101.00	384501	12/01/21	25308	WOLD ARCHITECTS & E	01008865384000	305		ECC 2020 RENOVATION	0.00	19,686.03
A101.00	384501	12/01/21	25308	WOLD ARCHITECTS & E	01020865384000	305		VV POOL BLEACH REPL	0.00	1,046.21

SOURCEWELL TECHNOLOGY
 DATE: 01/04/2022
 TIME: 07:10:18

EDINA - LIVE
 CHECK REGISTER - BY FUND

PAGE NUMBER: 6
 ACCTPAZ1

SELECTION CRITERIA: transact.yr='22' and transact.period='6'
 ACCOUNTING PERIOD: 6/22

FD - 01 - GENERAL

CASH ACCT	CHECK NO	ISSUE DT	VENDOR	NAME	BUDGET CODE	ACCNT	----	DESCRIPTION----	SALES TAX	AMOUNT
A101.00	384501	12/01/21	25308	WOLD ARCHITECTS & E	01020865380000	305	VV BOILER PLANT REP	0.00	9,453.78	
A101.00	384501	12/01/21	25308	WOLD ARCHITECTS & E	01008865384000	305	ECC BOILER PLANT RE	0.00	11,255.33	
A101.00	384501	12/01/21	25308	WOLD ARCHITECTS & E	01008865380000	305	ECC WINDOW REPLACED	0.00	2,937.53	
A101.00	384501	12/01/21	25308	WOLD ARCHITECTS & E	01008865384000	305	ECC SITE REPAIRS	0.00	3,095.00	
A101.00	384501	12/01/21	25308	WOLD ARCHITECTS & E	01526865384000	305	CC LIGHTING REPLACE	0.00	3,317.97	
A101.00	384501	12/01/21	25308	WOLD ARCHITECTS & E	01008865384000	305	ECC DOOR-ENTRY REPA	0.00	3,329.64	
A101.00	384501	12/01/21	25308	WOLD ARCHITECTS & E	01020865384000	305	VV DOOR #23 UPGRADE	0.00	1,481.83	
A101.00	384501	12/01/21	25308	WOLD ARCHITECTS & E	01020865384000	305	VV AUDITORIUM ACO P	0.00	1,481.83	
A101.00	384501	12/01/21	25308	WOLD ARCHITECTS & E	01008865384000	305	ECC EXTERIOR REPAIR	0.00	4,701.05	
A101.00	384501	12/01/21	25308	WOLD ARCHITECTS & E	01526865384000	305	CC WINDOW REPLACED	0.00	5,402.60	
A101.00	384501	12/01/21	25308	WOLD ARCHITECTS & E	01020865384000	305	VV POOL TILE REPLAC	0.00	5,978.87	
A101.00	384501	12/01/21	25308	WOLD ARCHITECTS & E	01008865384000	305	2022 ECC INTERIOR F	0.00	1,645.97	
TOTAL CHECK										
A101.00	384502	12/01/21	05410	XCEL ENERGY	01527810000000	330	CN 09/22/21-10/21/2	0.00	3,913.70	
A101.00	384504	12/08/21	31372	ACME TOOLS PLYMOUTH	01528810000820	401	M18 BATTERY	0.00	558.99	
A101.00	384504	12/08/21	31372	ACME TOOLS PLYMOUTH	01528810302000	530	TOOLS (FOR CAPITAL)	0.00	1,436.07	
TOTAL CHECK										
A101.00	384505	12/08/21	33336	ADAM BURNSIDE	01021291000254	302	DEBATE: EDINA CLASS	0.00	70.00	
A101.00	384506	12/08/21	32610	ADVANCED IMAGING SO	01009850302000	370	BUS GARAGE 11/21	0.00	28.92	
A101.00	384506	12/08/21	32610	ADVANCED IMAGING SO	01020850302000	370	VALLEY VIEW 11/21	0.00	753.91	
A101.00	384506	12/08/21	32610	ADVANCED IMAGING SO	01021850302000	370	HIGH SCHOOL 11/21	0.00	1,907.93	
A101.00	384506	12/08/21	32610	ADVANCED IMAGING SO	01532850302000	370	CREEK VALLEY 11/21	0.00	638.27	
A101.00	384506	12/08/21	32610	ADVANCED IMAGING SO	01528850302000	370	COUNTRYSIDE 11/21	0.00	653.11	
A101.00	384506	12/08/21	32610	ADVANCED IMAGING SO	01019850302000	370	SOUTHWEST 11/21	0.00	662.78	
A101.00	384506	12/08/21	32610	ADVANCED IMAGING SO	01533850302000	370	NORMANDALE 11/21	0.00	870.59	
A101.00	384506	12/08/21	32610	ADVANCED IMAGING SO	01005850302000	370	ECC/DO 11/21	0.00	918.41	
A101.00	384506	12/08/21	32610	ADVANCED IMAGING SO	01526850302000	370	CONCORD 11/21	0.00	926.55	
A101.00	384506	12/08/21	32610	ADVANCED IMAGING SO	01527850302000	370	CORNELIA 11/21	0.00	398.95	
A101.00	384506	12/08/21	32610	ADVANCED IMAGING SO	01529850302000	370	HIGHLANDS 11/21	0.00	509.45	
TOTAL CHECK										
A101.00	384507	12/08/21	30778	ADVANCED POWER SERV	01528810000000	350	GENERATOR HEATER RE	0.00	529.00	
A101.00	384509	12/08/21	19810	AIM ELECTRONICS INC	01021292000000	401	SHOT CLOCKS	0.00	5,353.00	
A101.00	384511	12/08/21	19896	AMAZON CAPITAL SERV	01527203000000	401	OFFICE/DEAN SUPPLIE	0.00	45.97	
A101.00	384512	12/08/21	33330	ANNIE DOUGHTY	01005105000000	305	HR CONSULTING	0.00	2,687.50	
A101.00	384513	12/08/21	33337	ARCPOINT LABS OF ED	01009760720000	305	BREATH ALCOHOL TEST	0.00	39.00	
A101.00	384514	12/08/21	28377	ARROWHEAD FORENSICS	01021260000000	430	A-12201 BLOOD SPATT	0.00	68.10	
A101.00	384514	12/08/21	28377	ARROWHEAD FORENSICS	01021260000000	430	A-UllNT5P MAGNEFICA	0.00	128.50	
A101.00	384514	12/08/21	28377	ARROWHEAD FORENSICS	01021260000000	430	A-6306 6"/15CM (1	0.00	10.55	
A101.00	384514	12/08/21	28377	ARROWHEAD FORENSICS	01021260000000	430	A-5061 DENTAL STON	0.00	131.40	
A101.00	384514	12/08/21	28377	ARROWHEAD FORENSICS	01021260000000	430	A-5007 CASTING FRA	0.00	36.10	
A101.00	384514	12/08/21	28377	ARROWHEAD FORENSICS	01021260000000	430	A-2515 INK REMOVE	0.00	28.40	
A101.00	384514	12/08/21	28377	ARROWHEAD FORENSICS	01021260000000	430	A-6335 CRIME SCENE	0.00	118.04	

SOURCEWELL TECHNOLOGY
 DATE: 01/04/2022
 TIME: 07:10:18

PAGE NUMBER: 7
 ACCTPAZI

EDINA - LIVE
 CHECK REGISTER - BY FUND

SELECTION CRITERIA: transact_yr='22' and transact_period='6'
 ACCOUNTING PERIOD: 6/22

FD - 01 - GENERAL

CASH ACCT	CHECK NO	ISSUE DT	VENDOR	NAME	BUDGET CODE	ACCT	DESCRIPTION	SALES TAX	AMOUNT
TOTAL CHECK									
A101.00	384516	12/08/21	00500	ASTLEFORD INTERNATI	01009760720000	402	TURBO FASTENERS	0.00	521.09
A101.00	384517	12/08/21	05628	AUTO PLUS PARTS	01009760720000	401	ADHESIVE CLEAENER	0.00	118.16
A101.00	384518	12/08/21	33309	BARBARA NICOL PUBLI	01005020000000	305	COMM CONSULT	0.00	21.16
A101.00	384519	12/08/21	24971	BATTERIES R US	01021810000810	401	CUSHMAN BATTERY	0.00	250.00
A101.00	384521	12/08/21	27724	BESTER BROTHERS TRA	01008865384000	305	ECC S/F CLASSRM MOV	0.00	1,559.96
A101.00	384522	12/08/21	10270	BOYER TRUCKS	01009760720000	401	DISC PAD SET	0.00	16,733.00
A101.00	384522	12/08/21	10270	BOYER TRUCKS	01009760720000	401	HDX GC2430XL	0.00	214.52
TOTAL CHECK								0.00	163.36
A101.00	384523	12/08/21	90477	BRADLEY PANNING	01021296000651	302	GRLS BSKTBALL: MV	0.00	377.88
A101.00	384524	12/08/21	14025	BRIN GLASS SERVICE	01008810000000	350	WINDOW RESEAL	0.00	64.00
A101.00	384526	12/08/21	30484	CAROLYN DERKSEN	01021294000654	302	FOOTBALL: FARMINGTO	0.00	510.00
A101.00	384527	12/08/21	24945	CENTURYLINK	01020810000000	320	VV 11/10/21-12/09/2	0.00	92.00
A101.00	384527	12/08/21	24945	CENTURYLINK	01021810000000	320	EHS 11/10/21-12/09/	0.00	307.70
A101.00	384527	12/08/21	24945	CENTURYLINK	01532810000000	320	CV 11/10/21-12/09/2	0.00	395.62
A101.00	384527	12/08/21	24945	CENTURYLINK	01526810000000	320	CC 11/19/21-12/18/2	0.00	136.63
TOTAL CHECK								0.00	58.23
A101.00	384529	12/08/21	33332	CHRISTIANA HAWTHORN	01019291000256	305	PLAY COSTUME DESIGN	0.00	898.18
A101.00	384529	12/08/21	33332	CHRISTIANA HAWTHORN	01019291000256	401	PLAY COSTUME SUPPLI	0.00	500.00
TOTAL CHECK								0.00	217.91
A101.00	384530	12/08/21	93100	CHRISTOPHER HAUGEN	01021294000654	302	FOOTBALL: FARMINGTO	0.00	717.91
A101.00	384531	12/08/21	33258	CLAIRE ANDERSON MCE	01021291000254	302	DEBATE: FARMINGTON	0.00	92.00
A101.00	384532	12/08/21	26773	COMBINED INSURANCE	01	L215.25	EMPLOYEE W/HOLDING	0.00	70.00
A101.00	384533	12/08/21	31398	CORPORATE MECHANICA	01021810000000	350	BOILER REPAIRS	0.00	3,833.89
A101.00	384533	12/08/21	31398	CORPORATE MECHANICA	01021810000000	350	BOILER BURNER MIXTU	0.00	2,475.27
TOTAL CHECK								0.00	440.00
A101.00	384534	12/08/21	11744	CULLIGAN BOTTLED WA	01021292000000	401	WATER - ACTIVITIES	0.00	2,915.27
A101.00	384535	12/08/21	33218	DAVID COATES	01021291000254	302	DEBATE: HIGHLAND PA	0.00	45.00
A101.00	384535	12/08/21	33218	DAVID COATES	01021291000254	302	DEBATE: EDINA CLASS	0.00	70.00
A101.00	384535	12/08/21	33218	DAVID COATES	01021291000254	302	DEBATE: GLENBROOKS	0.00	70.00
A101.00	384535	12/08/21	33218	DAVID COATES	01021291000254	302	DEBATE: JV/NOV CHAM	0.00	210.00
A101.00	384535	12/08/21	33218	DAVID COATES	01021291000254	302	DEBATE: FARMINGTON	0.00	140.00
TOTAL CHECK								0.00	140.00
A101.00	384536	12/08/21	20644	DECA	01021291000265	820	DECA MEMBERSHIP	0.00	630.00
TOTAL CHECK								0.00	26.00

SOURCEWELL TECHNOLOGY
 DATE: 01/04/2022
 TIME: 07:10:18

EDINA - LIVE
 CHECK REGISTER - BY FUND

PAGE NUMBER: 8
 ACCTPAZI

SELECTION CRITERIA: transact.yr='22' and transact.period='6'
 ACCOUNTING PERIOD: 6/22

FD - 01 - GENERAL

CASH ACCT	CHECK NO	ISSUE DT	VENDOR NAME	BUDGET CODE	ACCNT	DESCRIPTION	SALES TAX	AMOUNT
A101.00	384536	12/08/21	20644 DECA	01021291000265	820	DECA MEMBERSHIP	0.00	1,001.00
TOTAL CHECK								
A101.00	384537	12/08/21	25244 DRAIN PRO PLUMBING	01021810000000	350	CLEAR URINAL BLOCKA	0.00	155.00
A101.00	384538	12/08/21	12171 ECKROTH MUSIC	01005258000250	430	VIOLA SUPPLIES	0.00	105.08
A101.00	384539	12/08/21	13063 ECM PUBLISHERS INC	01005010000000	305	OCT 11 REGULAR	0.00	119.00
A101.00	384539	12/08/21	13063 ECM PUBLISHERS INC	01005010000000	305	OCT 11 WS	0.00	53.55
A101.00	384539	12/08/21	13063 ECM PUBLISHERS INC	01005010000000	305	OCT 19 WS	0.00	65.45
A101.00	384539	12/08/21	13063 ECM PUBLISHERS INC	01005010000000	305	OCT 29 SPECIAL	0.00	65.45
A101.00	384539	12/08/21	13063 ECM PUBLISHERS INC	01526865368000	305	CC 2022 WINDOW REPL	0.00	258.00
A101.00	384539	12/08/21	13063 ECM PUBLISHERS INC	01008865368000	305	ECC 2022 EXT ENVE R	0.00	261.80
A101.00	384539	12/08/21	13063 ECM PUBLISHERS INC	01532865384000	305	CV 2022 SITE IMPROV	0.00	269.90
TOTAL CHECK								
A101.00	384541	12/08/21	24575 EDUCATORS BENEFIT C	01005105000000	305	403(B) ADMIN&COMP F	0.00	585.12
A101.00	384543	12/08/21	21355 GANDER PUBLISHING	01515401740000	433	#1211035 - V/V SUPP	0.00	349.95
A101.00	384543	12/08/21	21355 GANDER PUBLISHING	01515401740000	433	#1211025 - V/V SUPP	0.00	244.95
A101.00	384543	12/08/21	21355 GANDER PUBLISHING	01515401740000	433	#1219004 - VISUALIZ	0.00	87.95
A101.00	384543	12/08/21	21355 GANDER PUBLISHING	01515401740000	433	ESTIMATED SHIPPING/	0.00	68.29
TOTAL CHECK								
A101.00	384544	12/08/21	28531 GOPHER STATE EVENTS	01021294000653	305	BOYS XC TIMING	0.00	514.35
A101.00	384544	12/08/21	28531 GOPHER STATE EVENTS	01021296000653	305	GRLS XC TIMING	0.00	514.35
TOTAL CHECK								
A101.00	384546	12/08/21	09346 GRAINGER	01009760720000	402	TRUCK/BUS TIRE RENT	0.00	108.72
A101.00	384546	12/08/21	09346 GRAINGER	01009760720000	402	BATTERY CHARGER	0.00	79.54
TOTAL CHECK								
A101.00	384547	12/08/21	02900 GRAYBAR ELECTRIC CO	01532810000000	401	3-SHARK RAB LIGHTS	0.00	613.65
A101.00	384548	12/08/21	27788 GREATAMERICA FINANC	01021211000000	329	DEC21 - EHS POSTAGE	0.00	149.95
A101.00	384549	12/08/21	00296 GROTH MUSIC COMPANY	01005610000000	430	MATERIALS FOR VOCAL	0.00	1,366.10
A101.00	384549	12/08/21	00296 GROTH MUSIC COMPANY	01020258000250	350	CLARINET REPAIR	0.00	179.70
TOTAL CHECK								
A101.00	384550	12/08/21	03263 HOGlund BUS CO INC	01009760720000	402	HAND RAIL ASSEMBLY	0.00	283.16
A101.00	384550	12/08/21	03263 HOGlund BUS CO INC	01009760720000	402	SWITCH	0.00	120.63
TOTAL CHECK								
A101.00	384551	12/08/21	27527 INFINITE HEALTH COL	01021292000000	305	ATHL TRAINER CONTRA	0.00	5,000.00
A101.00	384552	12/08/21	20605 INNOVATIVE OFFICE S	01021810000810	401	OFFICE SUPPLIES	0.00	75.76
A101.00	384553	12/08/21	03488 INSPEC INC	01019865368000	305	SV WALL-PROF SERVIC	0.00	5,000.00
A101.00	384553	12/08/21	03488 INSPEC INC	01526865368000	305	CC WALL-PROF SERVIC	0.00	5,000.00
A101.00	384553	12/08/21	03488 INSPEC INC	01526865368000	305	CC WINDOW TEST - SE	0.00	1,135.00
TOTAL CHECK								
								11,135.00

SOURCEWELL TECHNOLOGY
 DATE: 01/04/2022
 TIME: 07:10:18

EDINA - LIVE
 CHECK REGISTER - BY FUND

PAGE NUMBER: 9
 ACCTPAZI

SELECTION CRITERIA: transact.yr='22' and transact.period='6'
 ACCOUNTING PERIOD: 6/22

FD - 01 - GENERAL

CASH ACCT	CHECK NO	ISSUE DT	VENDOR	NAME	BUDGET CODE	ACCT	DESCRIPTION	SALES TAX	AMOUNT
A101.00	384554	12/08/21	15481	INSTY-PRINTS	01021291000261	401	JUBILEE POSTERS	0.00	46.63
A101.00	384555	12/08/21	22302	INTEREUM INC	01021292302000	530	ECC FURNITURE CAPIT	0.00	6,962.06
A101.00	384556	12/08/21	16322	INTERMEDIATE DISTRI	01021211303000	390	ALC	0.00	1,219.70
A101.00	384556	12/08/21	16322	INTERMEDIATE DISTRI	01021380835000	390	TRANSITION DISABLED	0.00	2,439.83
A101.00	384556	12/08/21	16322	INTERMEDIATE DISTRI	01021399830000	390	CAREER & TECH	0.00	1,738.31
A101.00	384556	12/08/21	16322	INTERMEDIATE DISTRI	01005850302287	370	LEASE LEVY	0.00	23,849.38
A101.00	384556	12/08/21	16322	INTERMEDIATE DISTRI	01005400000000	390	ITINERANT	0.00	27,749.66
A101.00	384556	12/08/21	16322	INTERMEDIATE DISTRI	01021211303000	390	ALC-STABILIZATION F	0.00	3,633.99
A101.00	384556	12/08/21	16322	INTERMEDIATE DISTRI	01005865382000	390	LONG TERM FACILITIE	0.00	4,246.43
A101.00	384556	12/08/21	16322	INTERMEDIATE DISTRI	01021399830000	390	HTP-GEN ED	0.00	10,361.11
A101.00	384556	12/08/21	16322	INTERMEDIATE DISTRI	01005715347000	311	SAFE SCHOOL	0.00	10,901.96
A101.00	384556	12/08/21	16322	INTERMEDIATE DISTRI	01005400000000	390	CORE FEE	0.00	10,938.31
A101.00	384556	12/08/21	16322	INTERMEDIATE DISTRI	01021211303000	390	CONTRACTED NSO	0.00	10,994.47
								0.00	108,073.15
A101.00	384557	12/08/21	26941	IWS - INNOVATIONAL	01021810000000	401	A/C FILTER BAGS	0.00	30.00
A101.00	384557	12/08/21	26941	IWS - INNOVATIONAL	01005810000000	305	SYSTEM MGMT PROGRAM	0.00	2,738.25
A101.00	384557	12/08/21	26941	IWS - INNOVATIONAL	01021810000000	350	A/C COOL TOWER CHEM	0.00	165.00
								0.00	2,933.25
A101.00	384558	12/08/21	30183	JACOB MURAWSKI-HARG	010212910000254	302	DEBATE: FARMINGTON	0.00	70.00
A101.00	384559	12/08/21	32923	JERRY'S FOODS EDINA	01005640316000	490	FOOD SUPPLY 4 MEETI	0.00	34.12
A101.00	384559	12/08/21	32923	JERRY'S FOODS EDINA	01005640316000	490	FOOD SUPPLY 4 MEETI	0.00	55.56
								0.00	89.68
A101.00	384560	12/08/21	03720	JERRY'S HARDWARE	01021292000000	401	BATTERIES SUPPLY	0.00	30.58
A101.00	384560	12/08/21	03720	JERRY'S HARDWARE	01008810000000	401	DRAIN CLEANER	0.00	32.36
A101.00	384560	12/08/21	03720	JERRY'S HARDWARE	01009760720000	401	KEY BLANKS	0.00	24.64
A101.00	384560	12/08/21	03720	JERRY'S HARDWARE	01021810000000	350	BLDG REPAIR SUPPLIE	0.00	171.73
								0.00	259.31
A101.00	384561	12/08/21	12665	JESSEN PRESS INC	01005109000000	401	FALL EXP NEWSLETTER	0.00	6,074.00
A101.00	384561	12/08/21	12665	JESSEN PRESS INC	01005109000000	401	2021 KINDER MATLER	0.00	2,098.00
A101.00	384561	12/08/21	12665	JESSEN PRESS INC	01005400000000	401	BUSINESS CARDS-B.M.	0.00	102.00
A101.00	384561	12/08/21	12665	JESSEN PRESS INC	01021292000000	401	ATHLETICS PRINT SUP	0.00	415.00
								0.00	8,689.00
A101.00	384562	12/08/21	13917	JH LARSON COMPANY	01021810000000	350	ELECTRICAL REP SUPP	0.00	360.19
A101.00	384563	12/08/21	32418	JOSEPH ANNAREDDY	010212910000254	302	DEBATE: EDINA CLASS	0.00	70.00
A101.00	384563	12/08/21	32418	JOSEPH ANNAREDDY	010212910000254	302	DEBATE: EDINA SCRIM	0.00	70.00
								0.00	140.00
A101.00	384564	12/08/21	09728	JW PEPPER & SON INC	010202580000250	430	BAND MUSIC	0.00	58.00
A101.00	384565	12/08/21	20559	KATH FUEL OIL SERVI	01009760720000	441	UNLEADED	0.00	2,191.38
A101.00	384566	12/08/21	33252	KIMBERLY URIG	010212910000254	302	DEBATE: EDEN PRAIRI	0.00	70.00

SOURCEWELL TECHNOLOGY
 DATE: 01/04/2022
 TIME: 07:10:18

EDINA - LIVE
 CHECK REGISTER - BY FUND

PAGE NUMBER: 10
 ACCTPAZI

SELECTION CRITERIA: transact.yr='22' and transact.period='6'
 ACCOUNTING PERIOD: 6/22

FD - 01 - GENERAL

CASH ACCT	CHECK NO	ISSUE DT	VENDOR	NAME	BUDGET CODE	ACCNT	DESCRIPTION	SALES TAX	AMOUNT
A101.00	384566	12/08/21	33252	KIMBERLY URIG	01021291000254	302	DEBATE: EDINA SCRIM	0.00	70.00
	TOTAL CHECK							0.00	140.00
A101.00	384567	12/08/21	32966	KINNECT ENERGY, INC	01005810000000	440	DEC21 ENERGY MGMT F	0.00	850.00
A101.00	384568	12/08/21	30228	LEAH SUMMERS-MILNE	01021291000254	302	DEBATE: FARMINGTON	0.00	70.00
A101.00	384569	12/08/21	30444	LEARNING WITHOUT TE	01529420740000	433	ISBN: 9781939814401	0.00	43.90
A101.00	384569	12/08/21	30444	LEARNING WITHOUT TE	01529420740000	433	ISBN: 9781934825174	0.00	21.95
A101.00	384569	12/08/21	30444	LEARNING WITHOUT TE	01529420740000	433	ISBN: 978-1-950578-	0.00	16.95
A101.00	384569	12/08/21	30444	LEARNING WITHOUT TE	01529420740000	433	ISBN: 978-1-950578-	0.00	89.95
A101.00	384569	12/08/21	30444	LEARNING WITHOUT TE	01529420740000	433	ISBN: 978-1-950578-	0.00	69.00
A101.00	384569	12/08/21	30444	LEARNING WITHOUT TE	01529420740000	433	ISBN: 9781952970757	0.00	34.50
A101.00	384569	12/08/21	30444	LEARNING WITHOUT TE	01529420740000	433	ISBN: 9781952970771	0.00	34.50
A101.00	384569	12/08/21	30444	LEARNING WITHOUT TE	01529420740000	433	ISBN: 9781939814418	0.00	84.95
A101.00	384569	12/08/21	30444	LEARNING WITHOUT TE	01529420740000	433	ESTIMATED SHIPPING/	0.00	39.57
	TOTAL CHECK							0.00	435.27
A101.00	384571	12/08/21	32990	LUMEN TECHNOLOGIES	01005620000000	320	DO 10/12/21-11/11/2	0.00	1,783.99
A101.00	384572	12/08/21	33297	LYDEN OIL COMPANY	01009760720000	442	DIESEL FORCE	0.00	3,379.00
A101.00	384573	12/08/21	26066	MAC TOOLS DISTRIBUT	01009760720000	401	AIR NOZZLE	0.00	13.99
A101.00	384573	12/08/21	26066	MAC TOOLS DISTRIBUT	01009760720000	401	WORK GLOVES	0.00	30.99
	TOTAL CHECK							0.00	44.98
A101.00	384574	12/08/21	33160	MACHINE SAFETY MANA	01019865347000	305	MACHINE GUARDS AS P	0.00	4,880.97
A101.00	384575	12/08/21	10090	MACKIN EDUCATIONAL	01005620795000	470	BOOKS FOR EHS	0.00	177.91
A101.00	384576	12/08/21	33335	MARCUS GUNDERSON	01021296000651	302	GRLS BSKTBALL: MV	0.00	82.00
A101.00	384578	12/08/21	31088	MATSON HOLDINGS, IN	01009760720000	402	ADAPTOR RETURN	0.00	-16.40
A101.00	384578	12/08/21	31088	MATSON HOLDINGS, IN	01009760720000	402	ADAPTOR	0.00	17.75
A101.00	384578	12/08/21	31088	MATSON HOLDINGS, IN	01009760720000	402	MISC SOCKETS/WRENCH	0.00	96.60
	TOTAL CHECK							0.00	97.95
A101.00	384579	12/08/21	21799	MAVO SYSTEMS INC	01008865358000	305	ECC ASBESTOS REMOVA	0.00	22,999.52
A101.00	384581	12/08/21	23021	MEDCO SUPPLY	01021292000000	401	TSCHIDA SUPPLIES	0.00	375.63
A101.00	384582	12/08/21	33328	MELINDA MATTHEIS	01021296000663	302	GRLS SOCCER: MULTIP	0.00	154.00
A101.00	384583	12/08/21	09167	MENARDS - GOLDEN VA	015288100000810	401	VARIOUS SUPPLIES	0.00	408.20
A101.00	384584	12/08/21	30024	MENARDS - EDEN PRAI	01009760720000	402	SCOTTS WIZZ	0.00	147.38
A101.00	384584	12/08/21	30024	MENARDS - EDEN PRAI	010208100000000	401	TOOLS	0.00	49.59
A101.00	384584	12/08/21	30024	MENARDS - EDEN PRAI	010058100000820	401	DW - MISC SUPPLIES	0.00	19.98
A101.00	384584	12/08/21	30024	MENARDS - EDEN PRAI	015268100000000	401	EXTENSION CORDS	0.00	39.56
	TOTAL CHECK							0.00	256.51
A101.00	384585	12/08/21	20037	METRO ELEVATOR INC	01005810000000	305	DW ELEVATOR SERVICE	0.00	1,236.64

SELECTION CRITERIA: transact.yr='22' and transact.period='6'
 ACCOUNTING PERIOD: 6/22

FD - 01 - GENERAL

CASH ACCT	CHECK NO	ISSUE DT	VENDOR	NAME	BUDGET CODE	ACCT	----	DESCRIPTION	SALES TAX	AMOUNT
A101.00	384586	12/08/21	27332	MICHAEL JOHNSON	01021294000663	302		BOYS SOCCER: MINNET	0.00	63.50
A101.00	384586	12/08/21	27332	MICHAEL JOHNSON	01021296000663	302		GRLS SOCCER: MINNET	0.00	63.50
A101.00	384586	12/08/21	27332	MICHAEL JOHNSON	01021294000663	302		BOYS SOCCER: PL/CHA	0.00	63.50
A101.00	384586	12/08/21	27332	MICHAEL JOHNSON	01021296000663	302		GRLS SOCCER: PL/CHA	0.00	254.00
TOTAL CHECK										
A101.00	384587	12/08/21	91797	MICHAEL SMITH	01021296000651	302		GRLS BSKTBALL: MV	0.00	64.00
A101.00	384588	12/08/21	22660	MIDWEST BUS PARTS I	01009760720000	402		EXHUAST PIPE	0.00	737.76
A101.00	384588	12/08/21	22660	MIDWEST BUS PARTS I	01009760720000	402		HOSE CONNECTOR	0.00	32.64
TOTAL CHECK										
A101.00	384590	12/08/21	32007	MINNESOTA EQUIPMENT	01021810000820	401		EHS - TIRES FOR GAT	0.00	325.71
A101.00	384590	12/08/21	32007	MINNESOTA EQUIPMENT	01005810000820	401		DW - TIRES FOR GATO	0.00	325.71
TOTAL CHECK										
A101.00	384591	12/08/21	16249	MINNESOTA STATE BAR	01021291000258	369		21-22 ENTRY FEE	0.00	550.00
A101.00	384591	12/08/21	16249	MINNESOTA STATE BAR	01021291000258	369		21-22 ENTRY FEE	0.00	-550.00
TOTAL CHECK										
A101.00	384592	12/08/21	10755	MN DEPT OF LABOR AN	01005810000000	305		EHS-ELEVATOR OPERAT	0.00	400.00
A101.00	384592	12/08/21	10755	MN DEPT OF LABOR AN	01005810000000	820		SV - BOILERS	0.00	70.00
A101.00	384592	12/08/21	10755	MN DEPT OF LABOR AN	01005810000000	305		ECC-ELEVATOR OPERAT	0.00	100.00
TOTAL CHECK										
A101.00	384593	12/08/21	31153	MOCK TRIAL PROGRAM	01021291000258	369		MOCK TRIAL ENTRY FE	0.00	550.00
A101.00	384594	12/08/21	25522	MODEL UNITED NATION	01021291000293	369		MODEL UN ENTRY	0.00	3,800.00
A101.00	384595	12/08/21	21956	THE MUSIC MART	01005258302000	530		DISTRICT WIDE BAND	0.00	1,770.00
A101.00	384596	12/08/21	29023	NATIONAL SPEECH & D	01021291000254	820		MEMBERSHIP - STUDEN	0.00	20.00
A101.00	384596	12/08/21	29023	NATIONAL SPEECH & D	01021291000254	820		MEMBERSHIP - STUDEN	0.00	20.00
TOTAL CHECK										
A101.00	384597	12/08/21	27460	NBS CALIBRATIONS	01021294000670	430		WRESTLING SCALE CAL	0.00	288.00
A101.00	384598	12/08/21	18489	NCPRS GROUP LIFE I 01		L215.40		EMPLOYEE W/HOLDING	0.00	32.00
A101.00	384599	12/08/21	12279	NORCOSTCO INC	01005850000830	401		LAMPS - HPL	0.00	389.00
A101.00	384600	12/08/21	32877	NUMOTION	01005400000093	430		SEE ATTACHMENT FOR	0.00	356.60
A101.00	384601	12/08/21	17215	OCCUPATIONAL MEDICI	01009760720000	305		DOT - C.J.	0.00	75.00
A101.00	384602	12/08/21	31228	OPENTEXT INC	01005630000000	320		FEES FOR NOV21	0.00	145.69
A101.00	384603	12/08/21	16979	OSI ENVIRONMENTAL I	01009760720000	350		OIL COLLECTION SERV	0.00	150.00
A101.00	384603	12/08/21	16979	OSI ENVIRONMENTAL I	01009760720000	350		FILTER DISPOSAL SER	0.00	150.00
TOTAL CHECK										

SOURCEWELL TECHNOLOGY
 DATE: 01/04/2022
 TIME: 07:10:18

EDINA - LIVE
 CHECK REGISTER - BY FUND

PAGE NUMBER: 12
 ACCTPAZI

SELECTION CRITERIA: transact.yr='22' and transact.period='6'
 ACCOUNTING PERIOD: 6/22

FD - 01 - GENERAL

CASH ACCT	CHECK NO	ISSUE DT	VENDOR	NAME	BUDGET CODE	ACCNT	----	DESCRIPTION	SALES TAX	AMOUNT
A101.00	384604	12/08/21	24673	PITNEY BOWES EASYPE	01005109000000	329	11/22, 11/29	POSTAG	0.00	2,344.85
A101.00	384605	12/08/21	15331	PRAIRIE ELECTRIC CO	01021810000000	350		TROUBLESHOOT AHU4	0.00	145.00
A101.00	384605	12/08/21	15331	PRAIRIE ELECTRIC CO	01021292000096	530		SWIM SCOREBOARD ELE	0.00	16,285.00
	TOTAL CHECK								0.00	16,430.00
A101.00	384607	12/08/21	32940	PREMIUM WATERS INC	01008105000000	401		DEC21 - HOT/COLD CN	0.00	29.95
A101.00	384609	12/08/21	22574	RELIABLE MEDICAL SU	01005416419000	350		BANTAM STANDER REPA	0.00	170.28
A101.00	384609	12/08/21	22574	RELIABLE MEDICAL SU	01005416419000	350		BANTAM STANDER REPA	0.00	80.00
	TOTAL CHECK								0.00	250.28
A101.00	384610	12/08/21	30299	RICHELLE LIES	01021291000254	302		DEBATE: APPLE VALLE	0.00	140.00
A101.00	384610	12/08/21	30299	RICHELLE LIES	01021291000254	302		DEBATE: APPLE VALLE	0.00	70.00
A101.00	384610	12/08/21	30299	RICHELLE LIES	01021291000254	302		DEBATE: ROBINSDALE	0.00	70.00
	TOTAL CHECK								0.00	280.00
A101.00	384611	12/08/21	30018	RIVER BOTTOM PRODU	01021291000250	305		CONCERT FOR A CAUSE	0.00	400.00
A101.00	384612	12/08/21	27366	RM COTTON CO	01526810000000	350		BOILER UPDATES	0.00	522.50
A101.00	384613	12/08/21	26674	RUSSELL SECURITY RE	01008810000000	350		LOCK REPAIRS	0.00	360.00
A101.00	384613	12/08/21	26674	RUSSELL SECURITY RE	01021810000000	350		CARDIO STUDIO REPA	0.00	198.80
A101.00	384613	12/08/21	26674	RUSSELL SECURITY RE	01021810000000	350		RESTROOM LOCK REPAI	0.00	773.00
A101.00	384613	12/08/21	26674	RUSSELL SECURITY RE	01021810000000	350		RESTROOM DOOR REPAI	0.00	112.00
	TOTAL CHECK								0.00	1,443.80
A101.00	384614	12/08/21	33233	SAMUEL PETERSON	01021298000282	305		PEPFEST SONG EDIT	0.00	230.00
A101.00	384615	12/08/21	32832	SCHOOL SPECIALTY, L	01528212000000	430		ART SUPPLIES	0.00	49.67
A101.00	384615	12/08/21	32832	SCHOOL SPECIALTY, L	01528203000000	401		OFFICE SUPPLIES	0.00	42.83
A101.00	384615	12/08/21	32832	SCHOOL SPECIALTY, L	01529212000000	430		ART SUPPLIES	0.00	4.02
A101.00	384615	12/08/21	32832	SCHOOL SPECIALTY, L	01529212000000	430		ART SUPPLIES	0.00	82.56
A101.00	384615	12/08/21	32832	SCHOOL SPECIALTY, L	01528203000000	401		OFFICE SUPPLIES	0.00	15.48
A101.00	384615	12/08/21	32832	SCHOOL SPECIALTY, L	01532212000000	430		ON LINE ART ORDER F	0.00	8.30
A101.00	384615	12/08/21	32832	SCHOOL SPECIALTY, L	01020407740000	433		ON LINE ART ORDER F	0.00	35.52
A101.00	384615	12/08/21	32832	SCHOOL SPECIALTY, L	01020407740000	433		#1585191 - WORDLY W	0.00	20.50
A101.00	384615	12/08/21	32832	SCHOOL SPECIALTY, L	01020407740000	433		#1585192 - WORDLY W	0.00	61.50
A101.00	384615	12/08/21	32832	SCHOOL SPECIALTY, L	01020407740000	433		#1585203 - WORDLY W	0.00	140.00
A101.00	384615	12/08/21	32832	SCHOOL SPECIALTY, L	01020407740000	433		#1585193 - WORDLY W	0.00	61.50
A101.00	384615	12/08/21	32832	SCHOOL SPECIALTY, L	01020407740000	433		#1585204 - WORDLY W	0.00	140.00
A101.00	384615	12/08/21	32832	SCHOOL SPECIALTY, L	01020407740000	433		#1585205 - WORDLY W	0.00	70.00
A101.00	384615	12/08/21	32832	SCHOOL SPECIALTY, L	01020407740000	433		#1585195 - WORDLY W	0.00	51.25
A101.00	384615	12/08/21	32832	SCHOOL SPECIALTY, L	01020407740000	433		#1585206 - WORDLY W	0.00	70.00
A101.00	384615	12/08/21	32832	SCHOOL SPECIALTY, L	01020407740000	433		#1585196 - WORDLY W	0.00	20.50
A101.00	384615	12/08/21	32832	SCHOOL SPECIALTY, L	01020407740000	433		ESTIMATED SHIPPING/	0.00	76.23
	TOTAL CHECK							ART INSTRUCTIONAL	0.00	204.22
									0.00	1,154.08
A101.00	384616	12/08/21	21881	SHAMROCK GROUP	01021292000000	305		KUHLMAN ICE MACHINE	0.00	211.05
A101.00	384618	12/08/21	33329	SHAWN DRINOVSKY	01021294000663	302		BOYS SOCCER: HOPKIN	0.00	69.50

SOURCEWELL TECHNOLOGY
 DATE: 01/04/2022
 TIME: 07:10:18

PAGE NUMBER: 13
 ACCTPAZI

EDINA - LIVE
 CHECK REGISTER - BY FUND

SELECTION CRITERIA: transact.yr='22' and transact.period='6'
 ACCOUNTING PERIOD: 6/22

FD - 01 - GENERAL

CASH ACCT	CHECK NO	ISSUE DT	VENDOR	NAME	BUDGET CODE	ACCT	----	DESCRIPTION----	SALES TAX	AMOUNT
A101.00	384618	12/08/21	33329	SHAWN DRINOVSKY	01021296000663	302		GRLS SOCCER: HOPKIN	0.00	69.50
	TOTAL CHECK								0.00	139.00
A101.00	384619	12/08/21	21013	SHRED RIGHT	01529050000000	305		HL - SHREDDING	0.00	15.00
A101.00	384620	12/08/21	24740	SOCIAL THINKING PUB	01527420740000	433		#9780982523162 - TH	0.00	54.99
A101.00	384620	12/08/21	24740	SOCIAL THINKING PUB	01527420740000	433		#9781936943562 - TO	0.00	19.99
A101.00	384620	12/08/21	24740	SOCIAL THINKING PUB	01527420740000	433		#7003 - THE ROAD TO	0.00	44.99
A101.00	384620	12/08/21	24740	SOCIAL THINKING PUB	01527420740000	433		ESTIMATED SHIPPING/	0.00	14.13
	TOTAL CHECK								0.00	134.10
A101.00	384621	12/08/21	14570	SOURCEWELL TECHNO	01005110000000	305		EFIN TRAVEL EXPENSE	0.00	34.72
A101.00	384622	12/08/21	17014	STANDARD SPRING PAR	01009760720000	402		SPG, IHC AIR BEAM	0.00	985.78
A101.00	384622	12/08/21	17014	STANDARD SPRING PAR	01009760720000	402		SPG, IHC AIR BEAM	0.00	985.78
	TOTAL CHECK								0.00	1,971.56
A101.00	384623	12/08/21	06875	STATE SUPPLY COMPAN	01021810000000	401		LOOP PUMP SEAL/GASK	0.00	212.01
A101.00	384623	12/08/21	06875	STATE SUPPLY COMPAN	01008810000000	401		FAUCET	0.00	257.56
	TOTAL CHECK								0.00	469.57
A101.00	384624	12/08/21	28126	SUCCESS BEYOND THE	01019291000000	305		KNOWLEDGE BOWL FEES	0.00	240.00
A101.00	384625	12/08/21	11080	SUPER DUPER PUBLICA	01515401740000	433		#FCF99 - FOCUS ON F	0.00	199.95
A101.00	384625	12/08/21	11080	SUPER DUPER PUBLICA	01515401740000	433		#APC444 - ARTIC PHO	0.00	149.89
A101.00	384625	12/08/21	11080	SUPER DUPER PUBLICA	01515401740000	433		#APC300 - ARTIC PHO	0.00	149.90
	TOTAL CHECK								0.00	499.74
A101.00	384626	12/08/21	31301	TEACHERS PAY TEACHE	01526401740000	433		NON-FICTION TEXT CO	0.00	12.00
A101.00	384626	12/08/21	31301	TEACHERS PAY TEACHE	01526401740000	433		ARTICULATION NEWS -	0.00	4.80
A101.00	384626	12/08/21	31301	TEACHERS PAY TEACHE	01526401740000	433		PREFIX AND SUFFIX A	0.00	20.00
A101.00	384626	12/08/21	31301	TEACHERS PAY TEACHE	01526401740000	433		DAILY PHONOLOGICAL	0.00	8.00
A101.00	384626	12/08/21	31301	TEACHERS PAY TEACHE	01526401740000	433		PROCESSING FEE	0.00	2.99
A101.00	384626	12/08/21	31301	TEACHERS PAY TEACHE	01526401740000	433		NON-FICTION TEXT CO	0.00	12.00
A101.00	384626	12/08/21	31301	TEACHERS PAY TEACHE	01526401740000	433		ARTICULATION NEWS -	0.00	4.80
A101.00	384626	12/08/21	31301	TEACHERS PAY TEACHE	01526401740000	433		PREFIX AND SUFFIX A	0.00	20.00
A101.00	384626	12/08/21	31301	TEACHERS PAY TEACHE	01526401740000	433		DAILY PHONOLOGICAL	0.00	8.00
A101.00	384626	12/08/21	31301	TEACHERS PAY TEACHE	01526401740000	433		PROCESSING FEE	0.00	2.99
A101.00	384626	12/08/21	31301	TEACHERS PAY TEACHE	01526401740000	433		NON-FICTION TEXT CO	0.00	12.00
A101.00	384626	12/08/21	31301	TEACHERS PAY TEACHE	01526401740000	433		ARTICULATION NEWS -	0.00	4.80
A101.00	384626	12/08/21	31301	TEACHERS PAY TEACHE	01526401740000	433		PREFIX AND SUFFIX A	0.00	20.00
A101.00	384626	12/08/21	31301	TEACHERS PAY TEACHE	01526401740000	433		DAILY PHONOLOGICAL	0.00	8.00
A101.00	384626	12/08/21	31301	TEACHERS PAY TEACHE	01526401740000	433		PROCESSING FEE	0.00	2.99
	TOTAL CHECK								0.00	95.58
A101.00	384627	12/08/21	22892	TERMINAL SUPPLY CO	01009760720000	402		SOLDER SHRINK	0.00	73.89
A101.00	384629	12/08/21	E20942	MARK A THONE	01021294000660	401		ATHLETIC SKI SUPPLI	0.00	149.55
A101.00	384631	12/08/21	27819	T-MOBILE	01020810000000	320		VV MAINT - NOV21	0.00	18.38
A101.00	384631	12/08/21	27819	T-MOBILE	01529050000000	320		HL - NOV21	0.00	22.27
A101.00	384631	12/08/21	27819	T-MOBILE	01529081000000	320		HL MAINT - NOV21	0.00	22.27
A101.00	384631	12/08/21	27819	T-MOBILE	01021810000000	320		EHS MAINT - NOV21	0.00	6.08
A101.00	384631	12/08/21	27819	T-MOBILE	01005810000000	320		ECC MAINT - NOV21	0.00	110.32
A101.00	384631	12/08/21	27819	T-MOBILE	01005810000000	320		B&G - NOV21	0.00	80.97
A101.00	384631	12/08/21	27819	T-MOBILE	01532810000000	320		CV MAINT - NOV21	0.00	34.57
A101.00	384631	12/08/21	27819	T-MOBILE	01528810000000	320		CS MAINT - NOV21	0.00	34.57

SOURCEWELL TECHNOLOGY
 DATE: 01/04/2022
 TIME: 07:10:18

EDINA - LIVE
 CHECK REGISTER - BY FUND

PAGE NUMBER: 14
 ACCTPAZ1

SELECTION CRITERIA: transact.yr='22' and transact.period='6'
 ACCOUNTING PERIOD: 6/22

FD - 01 - GENERAL

CASH ACCT	CHECK NO	ISSUE DT	VENDOR	NAME	BUDGET CODE	ACCT	DESCRIPTION	SALES TAX	AMOUNT
A101.00	384631	12/08/21	27819	T-MOBILE	01009760720000	320	BUS - NOV21	0.00	31.54
A101.00	384631	12/08/21	27819	T-MOBILE	01533050000000	320	ND - NOV21	0.00	22.27
A101.00	384631	12/08/21	27819	T-MOBILE	01019050000000	320	SV - NOV21	0.00	22.27
A101.00	384631	12/08/21	27819	T-MOBILE	01527050000000	320	CN - NOV21	0.00	22.27
A101.00	384631	12/08/21	27819	T-MOBILE	01528050000000	320	CS - NOV21	0.00	22.27
A101.00	384631	12/08/21	27819	T-MOBILE	01526050000000	320	CC - NOV21	0.00	22.27
A101.00	384631	12/08/21	27819	T-MOBILE	01021050000000	320	EHS - NOV21	0.00	22.27
A101.00	384631	12/08/21	27819	T-MOBILE	01020050000000	320	VV - NOV21	0.00	22.27
A101.00	384631	12/08/21	27819	T-MOBILE	01532050000000	320	CV - NOV21	0.00	23.13
A101.00	384631	12/08/21	27819	T-MOBILE	01005420419000	320	SPECIAL SER - NOV21	0.00	35.43
A101.00	384631	12/08/21	27819	T-MOBILE	01005630000000	320	DMS - NOV21	0.00	181.22
A101.00	384631	12/08/21	27819	T-MOBILE	01005420419000	320	ECSE - NOV21	0.00	62.62
A101.00	384631	12/08/21	27819	T-MOBILE	01527810000000	320	CN MAINT - NOV21	0.00	63.92
A101.00	384631	12/08/21	27819	T-MOBILE	01019810000000	320	SV MAINT - NOV21	0.00	51.62
A101.00	384631	12/08/21	27819	T-MOBILE	01526810000000	320	CC MAINT - NOV21	0.00	51.62
A101.00	384631	12/08/21	27819	T-MOBILE	01526810000000	320	CC MAINT - NOV21	0.00	986.42
TOTAL CHECK									
A101.00	384632	12/08/21	25899	TOSHIBA BUSINESS SO	01005605302000	370	CONTRACT OVERAGES	0.00	5,681.92
A101.00	384633	12/08/21	33315	U.S. POSTAL SERVICE	01005420419000	401	#10 REG STAMPED ENV	0.00	3,298.00
A101.00	384635	12/08/21	32022	VER-TECH LABORATORI	01009760720000	402	WATER CONDITIONER	0.00	491.01
A101.00	384636	12/08/21	30059	W. V. C. ED	01515420740000	433	#B813 - WRITING TUT	0.00	145.00
A101.00	384636	12/08/21	30059	W. V. C. ED	01515420740000	433	#B831 - SENTENCE SE	0.00	272.00
A101.00	384636	12/08/21	30059	W. V. C. ED	01515420740000	433	#B836 - SENTENCE SE	0.00	160.00
A101.00	384636	12/08/21	30059	W. V. C. ED	01515420740000	433	ESTIMATED SHIPPING/	0.00	29.83
TOTAL CHECK									606.83
A101.00	384637	12/08/21	20808	CEDAR RAPIDS PUBLIC	01021291000254	369	DEBATE ENTRY FEE	0.00	95.00
A101.00	384638	12/08/21	14932	WASTE MANAGEMENT OF	01533810000000	332	ND - DEC21 SERVICES	0.00	301.55
A101.00	384638	12/08/21	14932	WASTE MANAGEMENT OF	01020810000000	332	VV - DEC21 SERVICES	0.00	1,045.64
A101.00	384638	12/08/21	14932	WASTE MANAGEMENT OF	01008810000000	332	ECC - DEC21 SERVICES	0.00	1,069.14
A101.00	384638	12/08/21	14932	WASTE MANAGEMENT OF	01019810000000	332	SV - DEC21 SERVICES	0.00	964.82
A101.00	384638	12/08/21	14932	WASTE MANAGEMENT OF	01527810000000	332	CN - DEC21 SERVICES	0.00	431.00
A101.00	384638	12/08/21	14932	WASTE MANAGEMENT OF	01529810000000	332	HL - DEC21 SERVICES	0.00	435.68
A101.00	384638	12/08/21	14932	WASTE MANAGEMENT OF	01532810000000	332	CV - DEC21 SERVICES	0.00	459.62
A101.00	384638	12/08/21	14932	WASTE MANAGEMENT OF	01526810000000	332	CC - DEC21 SERVICES	0.00	690.82
A101.00	384638	12/08/21	14932	WASTE MANAGEMENT OF	01528810000000	332	CS - DEC21 SERVICES	0.00	714.44
A101.00	384638	12/08/21	14932	WASTE MANAGEMENT OF	01021810000000	332	EHS - DEC21 SERVICE	0.00	754.79
A101.00	384638	12/08/21	14932	WASTE MANAGEMENT OF	01009760720000	332	BUS - DEC21 SERVICE	0.00	153.99
TOTAL CHECK									7,021.49
A101.00	384639	12/08/21	15967	WEST MUSIC COMPANY	01533258000000	430	20" PARACHUTE WITH	0.00	69.95
A101.00	384639	12/08/21	15967	WEST MUSIC COMPANY	01533258000000	430	ESTIMATED SHIPPING/	0.00	10.95
TOTAL CHECK									80.90
A101.00	384640	12/08/21	10895	WESTMARK PRODUCTION	01021291000250	305	CONCERT RECORDING	0.00	4,080.00
A101.00	384642	12/08/21	05410	XCEL ENERGY	01009760720000	330	BUS 10/20/21-11/18/	0.00	773.66

SELECTION CRITERIA: transact.yr='22' and transact.period='6'
 ACCOUNTING PERIOD: 6/22

FD - 01 - GENERAL

CASH ACCT	CHECK NO	ISSUE DT	VENDOR	NAME	BUDGET CODE	ACCNT	----	DESCRIPTION	----	SALES TAX	AMOUNT
A101.00	384643	12/08/21	16906	YOUTH FRONTIERS INC	01528640316000	366		STAFF PURPOSE RETRE		0.00	2,870.00
A101.00	384643	12/08/21	16906	YOUTH FRONTIERS INC	01528203000096	369		GRD5 KINDNESS RETRE		0.00	1,920.00
	TOTAL CHECK									0.00	4,790.00
A101.00	384644	12/15/21	00500	ASTLEFORD INTERNATI	01009760720000	402		BATTERY BOX		0.00	566.64
A101.00	384644	12/15/21	00500	ASTLEFORD INTERNATI	01009760720000	402		WATER PUMP		0.00	224.60
	TOTAL CHECK									0.00	791.24
A101.00	384645	12/15/21	05628	AUTO PLUS PARTS	01009760720000	402		FUEL FILTER		0.00	3.51
A101.00	384646	12/15/21	30175	BARNUM GATE SERVICE	01526810000000	401		GATE PENDULUM PART		0.00	99.40
A101.00	384647	12/15/21	26064	BAYADA HOME HEALTH	01005416740000	394		NURSE DURING SCHOOL		0.00	1,007.50
A101.00	384648	12/15/21	20697	BAYCOM INC	01533203302000	530		ND - NEW WALKIE		0.00	594.53
A101.00	384649	12/15/21	28301	BEMIDJJI STATE UNIVE	01021211000096	430		MATH 1107 FALL 2021		0.00	6,000.00
A101.00	384650	12/15/21	10270	BOYER TRUCKS	01009760720000	402		DISC PADS		0.00	102.01
A101.00	384650	12/15/21	10270	BOYER TRUCKS	01009760720000	402		EXHAUST PIPE		0.00	67.53
A101.00	384650	12/15/21	10270	BOYER TRUCKS	01009760720000	402		ATR CHAMBER CREDIT		0.00	-163.36
A101.00	384650	12/15/21	10270	BOYER TRUCKS	01009760720000	402		SLACK ADJUSTER		0.00	42.52
	TOTAL CHECK									0.00	48.70
A101.00	384652	12/15/21	31528	CORNWELL- MATTHEW T	01009760720000	401		GLOVES		0.00	30.71
A101.00	384653	12/15/21	26399	CUSTOM HOSE TECH	01009760720000	402		AIR BRAKE HOSE		0.00	93.35
A101.00	384654	12/15/21	21797	DRUIDE INFORMATIQUE	01005870795000	406		QUOTE: 20198-6024		0.00	709.56
A101.00	384655	12/15/21	12171	ECKROTH MUSIC	01005258000250	430		CELLO STRING		0.00	16.36
A101.00	384656	12/15/21	30641	EDUCATORS PUBLISHIN	01019407740000	433		#9780838809037 - ME		0.00	18.30
A101.00	384656	12/15/21	30641	EDUCATORS PUBLISHIN	01019407740000	433		#9780838809020 - ME		0.00	10.25
A101.00	384656	12/15/21	30641	EDUCATORS PUBLISHIN	01019407740000	433		#9780838809068 - ME		0.00	10.25
A101.00	384656	12/15/21	30641	EDUCATORS PUBLISHIN	01019407740000	433		#9780838809150 - ME		0.00	18.30
A101.00	384656	12/15/21	30641	EDUCATORS PUBLISHIN	01019407740000	433		#9780838809143 - ME		0.00	10.25
A101.00	384656	12/15/21	30641	EDUCATORS PUBLISHIN	01019407740000	433		ESTIMATED SHIPPING/		0.00	1.23
A101.00	384656	12/15/21	30641	EDUCATORS PUBLISHIN	01019407740000	433		ESTIMATED SHIPPING/		0.00	4.40
A101.00	384656	12/15/21	30641	EDUCATORS PUBLISHIN	01019407740000	433		ESTIMATED SHIPPING/		0.00	2.46
	TOTAL CHECK									0.00	75.44
A101.00	384657	12/15/21	31863	EMPOWER U INC	01021400000091	394		SEL INTERVENTION (2		0.00	6,980.00
A101.00	384658	12/15/21	33340	ETHAN FREIER	01019211000096	305		MUSIC GRP PERFORMAN		0.00	1,000.00
A101.00	384659	12/15/21	28966	FACTORY MOTOR PARTS	01009760720000	403		TIRE LUBE		0.00	55.62
A101.00	384660	12/15/21	01190	FLEET PRIDE	01009760720000	402		AIR CHAMBER		0.00	81.68
A101.00	384660	12/15/21	01190	FLEET PRIDE	01009760720000	402		SLACK ADJUSTER		0.00	218.74
	TOTAL CHECK									0.00	300.42

SOURCEWELL TECHNOLOGY
 DATE: 01/04/2022
 TIME: 07:10:18

EDINA - LIVE
 CHECK REGISTER - BY FUND

PAGE NUMBER: 16
 ACCTPAZI

SELECTION CRITERIA: transact.yr='22' and transact.period='6'
 ACCOUNTING PERIOD: 6/22

FD - 01 - GENERAL

CASH ACCT	CHECK NO	ISSUE DT	VENDOR	NAME	BUDGET CODE	ACCNT	----	DESCRIPTION----	SALES TAX	AMOUNT
A101.00	384661	12/15/21	02490	FOLLETT SCHOOL	SOLU 01005203302000	460		MATERIALS DELIVERED	0.00	126.84
A101.00	384661	12/15/21	02490	FOLLETT SCHOOL	SOLU 01005203302000	460		MATH IN FOCUS WORKB	0.00	110.20
A101.00	384661	12/15/21	02490	FOLLETT SCHOOL	SOLU 01005203302000	460		MATH IN FOCUS WORKB	0.00	29.40
A101.00	384661	12/15/21	02490	FOLLETT SCHOOL	SOLU 01005203302000	460		MATH IN FOCUS WORKB	0.00	44.10
	TOTAL CHECK								0.00	310.54
A101.00	384662	12/15/21	30209	GRAINGER	01532810000000	401		ELECTRIC ACTUATOR (0.00	147.14
A101.00	384662	12/15/21	30209	GRAINGER	01532810000000	401		ELECTRIC ACTUATOR (0.00	294.28
	TOTAL CHECK								0.00	441.42
A101.00	384664	12/15/21	27788	GREATAMERICA FINANC	01008105000000	329		JAN22 ECC POSTAGE M	0.00	159.00
A101.00	384664	12/15/21	27788	GREATAMERICA FINANC	01008105000000	329		JAN22 DO POSTAGE MT	0.00	184.95
	TOTAL CHECK								0.00	343.95
A101.00	384665	12/15/21	00296	GROTH MUSIC COMPANY	010202580000250	350		ALTO SAX REPAIR	0.00	138.00
A101.00	384665	12/15/21	00296	GROTH MUSIC COMPANY	010192580000250	350		FRENCH HORN REPAIR	0.00	158.00
A101.00	384665	12/15/21	00296	GROTH MUSIC COMPANY	010212580000251	430		CHOIR SUPPLIES	0.00	109.80
A101.00	384665	12/15/21	00296	GROTH MUSIC COMPANY	010202580000250	350		OBOE REPAIR	0.00	78.00
A101.00	384665	12/15/21	00296	GROTH MUSIC COMPANY	010202580000250	350		CLARINET REPAIR	0.00	300.00
A101.00	384665	12/15/21	00296	GROTH MUSIC COMPANY	010192580000250	350		TUBA REPAIR	0.00	18.00
A101.00	384665	12/15/21	00296	GROTH MUSIC COMPANY	010212580000250	430		BAND SUPPLIES	0.00	19.95
A101.00	384665	12/15/21	00296	GROTH MUSIC COMPANY	010202580000250	350		CLARINET REPAIR	0.00	33.00
A101.00	384665	12/15/21	00296	GROTH MUSIC COMPANY	010212580000250	430		BAND SUPPLIES	0.00	48.00
A101.00	384665	12/15/21	00296	GROTH MUSIC COMPANY	010192580000250	430		CLARINET THUMB EEZ	0.00	7.92
A101.00	384665	12/15/21	00296	GROTH MUSIC COMPANY	010192580000250	430		BAND SUPPLIES	0.00	7.95
	TOTAL CHECK								0.00	918.62
A101.00	384666	12/15/21	03263	HOGLUND BUS CO INC	01009760720000	402		RETAINER	0.00	38.28
A101.00	384666	12/15/21	03263	HOGLUND BUS CO INC	01009760720000	402		BODY PANEL	0.00	132.30
	TOTAL CHECK								0.00	170.58
A101.00	384669	12/15/21	03488	INSPEC INC	01021865383000	305		2021 EHS REROOF	0.00	1,200.00
A101.00	384669	12/15/21	03488	INSPEC INC	01021865383000	305		EHS-2022 REROOF	0.00	10,000.00
A101.00	384669	12/15/21	03488	INSPEC INC	01008865383000	305		ECC-2022 REROOF	0.00	10,000.00
	TOTAL CHECK								0.00	21,200.00
A101.00	384670	12/15/21	22560	INTELLIGERE INC	01005219317000	358		INTERPRETER-ML	0.00	62.50
A101.00	384670	12/15/21	22560	INTELLIGERE INC	01005420740000	358		INTERPRETER-SPED	0.00	50.00
	TOTAL CHECK								0.00	112.50
A101.00	384671	12/15/21	32928	JERRY'S FOODS EDINA	01020250000000	430		FACS FOOD SUPPLY	0.00	54.37
A101.00	384671	12/15/21	32928	JERRY'S FOODS EDINA	01020250000000	430		FACS FOOD SUPPLY	0.00	8.99
A101.00	384671	12/15/21	32928	JERRY'S FOODS EDINA	01020250000000	430		FACS FOOD SUPPLY	0.00	13.07
A101.00	384671	12/15/21	32928	JERRY'S FOODS EDINA	01020250000000	430		FACS FOOD SUPPLY	0.00	13.18
A101.00	384671	12/15/21	32928	JERRY'S FOODS EDINA	01020250000000	430		FACS FOOD SUPPLY	0.00	29.38
A101.00	384671	12/15/21	32928	JERRY'S FOODS EDINA	01020250000000	430		FACS FOOD SUPPLY	0.00	71.15
	TOTAL CHECK								0.00	190.14
A101.00	384672	12/15/21	03720	JERRY'S HARDWARE	010192910000256	401		FALL PLAY SUPPLIES	0.00	222.63
A101.00	384673	12/15/21	03708	JERRY'S PRINTING	01533203000000	430		MATH BOOKLETS	0.00	162.40

SOURCEWELL TECHNOLOGY
 DATE: 01/04/2022
 TIME: 07:10:18

EDINA - LIVE
 CHECK REGISTER - BY FUND

PAGE NUMBER: 17
 ACCTPAZI

SELECTION CRITERIA: transact.yr='22' and transact.period='6'
 ACCOUNTING PERIOD: 6/22

FD - 01 - GENERAL

CASH ACCT	CHECK NO	ISSUE DT	VENDOR	NAME	BUDGET CODE	ACCT	DESCRIPTION	SALES TAX	AMOUNT
A101.00	384675	12/15/21	09728	JW PEPPER & SON INC	01021258000251	430	CHOIR MUSIC	0.00	168.99
A101.00	384675	12/15/21	09728	JW PEPPER & SON INC	01019211000000	430	ORCHESTRA MUSIC	0.00	94.00
A101.00	384675	12/15/21	09728	JW PEPPER & SON INC	01021258000251	430	CHOIR SUPPLIES	0.00	99.98
A101.00	384675	12/15/21	09728	JW PEPPER & SON INC	01021258000251	430	CHOIR MUSIC	0.00	153.75
A101.00	384675	12/15/21	09728	JW PEPPER & SON INC	01021258000251	430	CHOIR MUSIC	0.00	158.00
A101.00	384675	12/15/21	09728	JW PEPPER & SON INC	01019211000000	430	ORCHESTRA MUSIC	0.00	158.00
A101.00	384675	12/15/21	09728	JW PEPPER & SON INC	01021258000251	430	CHOIR MUSIC	0.00	87.75
A101.00	384675	12/15/21	09728	JW PEPPER & SON INC	01021258000251	430	CHOIR MUSIC	0.00	88.00
A101.00	384675	12/15/21	09728	JW PEPPER & SON INC	01020258000250	430	BAND MUSIC	0.00	60.00
A101.00	384675	12/15/21	09728	JW PEPPER & SON INC	01019211000000	430	ORCHESTRA MUSIC	0.00	45.00
A101.00	384675	12/15/21	09728	JW PEPPER & SON INC	01021258000251	430	CHOIR MUSIC	0.00	47.00
A101.00	384675	12/15/21	09728	JW PEPPER & SON INC	01021258000251	430	CHOIR MUSIC	0.00	25.00
A101.00	384675	12/15/21	09728	JW PEPPER & SON INC	01021258000251	430	ORCHESTRA MUSIC	0.00	5.00
	TOTAL CHECK					430		0.00	1,190.47
A101.00	384676	12/15/21	33342	KARI MAWN	01021291000262	490	DONUTS - REIMB	0.00	59.95
A101.00	384677	12/15/21	20559	KATH FUEL OIL SERVI	01009760720000	441	DIESEL FUEL	0.00	19,506.75
A101.00	384678	12/15/21	04024	LAKESHORE LEARNING	01532411740000	433	#PP181 - GIANT CLAS	0.00	49.99
A101.00	384678	12/15/21	04024	LAKESHORE LEARNING	01532411740000	433	#PP319 - ARTS & CRA	0.00	59.99
A101.00	384678	12/15/21	04024	LAKESHORE LEARNING	01532411740000	433	ESTIMATED SHIPPING/	0.00	16.50
	TOTAL CHECK					433		0.00	126.48
A101.00	384680	12/15/21	31659	LITERACY RESOURCES,	01532401740000	433	#110320 - PRINT CUR	0.00	159.98
A101.00	384680	12/15/21	31659	LITERACY RESOURCES,	01532401740000	433	#110420 - PRINT CUR	0.00	79.99
A101.00	384680	12/15/21	31659	LITERACY RESOURCES,	01532401740000	433	ESTIMATED SHIPPING/	0.00	19.20
	TOTAL CHECK					433		0.00	259.17
A101.00	384681	12/15/21	26066	MAC TOOLS DISTRIBUT	01009760720000	402	SOCKET	0.00	18.49
A101.00	384682	12/15/21	11439	MARUDAS GRAPHICS IN	01005010000000	401	3 PLAQUES-RETIRED	0.00	416.80
A101.00	384684	12/15/21	09167	MENARDS - GOLDEN VA	010198100000810	401	GFCIT 20A	0.00	41.99
A101.00	384685	12/15/21	33260	METRO TRANSPORTATIO	01009760714000	360	OCT21-MPLS	0.00	49,248.95
A101.00	384685	12/15/21	33260	METRO TRANSPORTATIO	01009760714000	360	NOV21-MPLS	0.00	66,438.90
A101.00	384685	12/15/21	33260	METRO TRANSPORTATIO	01009760723000	360	NOV21-SPED	0.00	186,376.00
A101.00	384685	12/15/21	33260	METRO TRANSPORTATIO	01009760723000	360	OCT21-SPED	0.00	191,765.00
	TOTAL CHECK					360		0.00	493,828.85
A101.00	384686	12/15/21	22660	MIDWEST BUS PARTS I	01009760720000	402	BRAKE PADS	0.00	135.32
A101.00	384686	12/15/21	22660	MIDWEST BUS PARTS I	01009760720000	402	THRESHOLD	0.00	103.24
A101.00	384686	12/15/21	22660	MIDWEST BUS PARTS I	01009760720000	402	SOLENOID	0.00	104.16
	TOTAL CHECK					402		0.00	342.72
A101.00	384687	12/15/21	26029	MINDWING CONCEPTS I	01515401740000	433	#04 020 - MAGNET SE	0.00	39.95
A101.00	384687	12/15/21	26029	MINDWING CONCEPTS I	01515401740000	433	#03 040 - STORY GRA	0.00	25.00
A101.00	384687	12/15/21	26029	MINDWING CONCEPTS I	01515401740000	433	ESTIMATED SHIPPING/	0.00	10.00
	TOTAL CHECK					433		0.00	74.95
A101.00	384689	12/15/21	21732	MULTILINGUAL WORD I	01005219317000	358	INTERPRETER-ML	0.00	72.00

SOURCEWELL TECHNOLOGY
 DATE: 01/04/2022
 TIME: 07:10:18

EDINA - LIVE
 CHECK REGISTER - BY FUND

PAGE NUMBER: 18
 ACCTPAZ1

SELECTION CRITERIA: transact.yr='22' and transact.period='6'
 ACCOUNTING PERIOD: 6/22

FD - 01 - GENERAL

CASH ACCT	CHECK NO	ISSUE DT	VENDOR	NAME	BUDGET CODE	ACCNT	----	DESCRIPTION----	SALES TAX	AMOUNT
A101.00	384689	12/15/21	21732	MULTILINGUAL WORD I	01005219317000	358		INTERPRETER - ML	0.00	70.00
A101.00	384689	12/15/21	21732	MULTILINGUAL WORD I	01005420740000	358		INTERPRETER-SPED	0.00	70.00
	TOTAL CHECK								0.00	212.00
A101.00	384690	12/15/21	21956	THE MUSIC MART	01019258000250	430		CLARINET REEDS	0.00	33.80
A101.00	384692	12/15/21	17215	OCCUPATIONAL MEDICI	01009760720000	305		DOT - P.L.	0.00	75.00
A101.00	384694	12/15/21	30930	PLANSOURCE	01005105000000	305		SERVICES FOR DEC21	0.00	12,164.25
A101.00	384695	12/15/21	15331	PRAIRIE ELECTRIC CO	01527810000000	350		GARAGE DOOR RECEP TI	0.00	639.16
A101.00	384696	12/15/21	31129	RELATE COUNSELING C	01005400000000	394		CHEM HEALTH-#3 OF 1	0.00	2,880.00
A101.00	384697	12/15/21	31716	RIVERSIDE INSIGHTS	01005420419000	401		#1588341 - WOODCOCK	0.00	1,043.57
A101.00	384697	12/15/21	31716	RIVERSIDE INSIGHTS	01005420419000	401		ESTIMATED SHIPPING/	0.00	104.36
	TOTAL CHECK								0.00	1,147.93
A101.00	384698	12/15/21	26674	RUSSELL SECURITY RE	01532810000000	350		REPLACE ROOFTOP DOO	0.00	1,229.00
A101.00	384698	12/15/21	26674	RUSSELL SECURITY RE	01532810000000	350		RE-INSTALL DOOR CLO	0.00	135.00
	TOTAL CHECK								0.00	1,364.00
A101.00	384699	12/15/21	13425	SAM'S CLUB/SYNCHRON	01020211000000	490		OFFICE FOOD	0.00	135.84
A101.00	384699	12/15/21	13425	SAM'S CLUB/SYNCHRON	01020250000000	430		FACS FOOD SUPPLY	0.00	22.16
	TOTAL CHECK								0.00	158.00
A101.00	384700	12/15/21	06400	SCHMITT MUSIC	01019258000250	350		OBOE REPAIR	0.00	20.00
A101.00	384701	12/15/21	32832	SCHOOL SPECIALTY, L	01532212000000	430		ON LINE ART ORDER F	0.00	11.42
A101.00	384702	12/15/21	30934	TEACHERS' CURRICULU	01005211302000	460		MIDDLE SCHOOL (6-8)	0.00	580.00
A101.00	384703	12/15/21	17019	THE TESSMAN COMPANY	010058100000820	401		DW-FERTILIZER/GRASS	0.00	655.36
A101.00	384704	12/15/21	31504	TIME FOR KIDS	01532203000000	430		GRADE 1 TIME FOR KI	0.00	514.80
A101.00	384705	12/15/21	28897	TONENETWORKS MUSIC	01005420740000	394		MUSIC THERAPY - OCT	0.00	4,968.75
A101.00	384706	12/15/21	23055	TRANSPORTATION PLUS	01009760714000	360		TAX TO/FROM SCHOOL	0.00	213.00
A101.00	384706	12/15/21	23055	TRANSPORTATION PLUS	01009760723000	360		TAXI TRANSPORT-SEP2	0.00	432.00
A101.00	384706	12/15/21	23055	TRANSPORTATION PLUS	01009760714000	360		TAXI TO/FROM SCHOOL	0.00	405.00
A101.00	384706	12/15/21	23055	TRANSPORTATION PLUS	01009760723000	360		TAXI TRANSPORT-OCT2	0.00	90.00
A101.00	384706	12/15/21	23055	TRANSPORTATION PLUS	01009760723000	360		TAXI TRANSPORT CRED	0.00	-84.00
A101.00	384706	12/15/21	23055	TRANSPORTATION PLUS	01009760723000	360		TAXI TRANSPORT CRED	0.00	-30.00
	TOTAL CHECK								0.00	1,026.00
A101.00	384707	12/15/21	23013	UNIVERSITY LANGUAGE	01005219317000	358		INTERPRETER-ML	0.00	299.78
A101.00	384707	12/15/21	23013	UNIVERSITY LANGUAGE	01005219317000	358		INTERPRETER-ML	0.00	150.00
A101.00	384707	12/15/21	23013	UNIVERSITY LANGUAGE	01005219317000	358		INTERPRETER-ML	0.00	180.00
A101.00	384707	12/15/21	23013	UNIVERSITY LANGUAGE	01005219317000	358		INTERPRETER-ML	0.00	180.00
A101.00	384707	12/15/21	23013	UNIVERSITY LANGUAGE	01005219317000	358		INTERPRETER-ML	0.00	190.08
A101.00	384707	12/15/21	23013	UNIVERSITY LANGUAGE	01005219317000	358		INTERPRETER-ML	0.00	190.64

SOURCEWELL TECHNOLOGY
 DATE: 01/04/2022
 TIME: 07:10:18

EDINA - LIVE
 CHECK REGISTER - BY FUND

PAGE NUMBER: 19
 ACCTPAZI

SELECTION CRITERIA: transact.yr='22' and transact.period='6'
 ACCOUNTING PERIOD: 6/22

FD - 01 - GENERAL

CASH ACCT	CHECK NO	ISSUE DT	VENDOR	NAME	BUDGET CODE	ACCNT	----	DESCRIPTION----	SALES TAX	AMOUNT
A101.00	384707	12/15/21	23013	UNIVERSITY LANGUAGE	01005219317000	358		INTERPRETER-ML	0.00	191.20
A101.00	384707	12/15/21	23013	UNIVERSITY LANGUAGE	01005219317000	358		INTERPRETER-ML	0.00	191.42
A101.00	384707	12/15/21	23013	UNIVERSITY LANGUAGE	01005420740000	358		INTERPRETER-SPED	0.00	191.76
A101.00	384707	12/15/21	23013	UNIVERSITY LANGUAGE	01005420740000	358		INTERPRETER-SPED	0.00	191.76
A101.00	384707	12/15/21	23013	UNIVERSITY LANGUAGE	01005219317000	358		INTERPRETER-ML	0.00	192.88
A101.00	384707	12/15/21	23013	UNIVERSITY LANGUAGE	01005219317000	358		INTERPRETER-ML	0.00	196.24
A101.00	384707	12/15/21	23013	UNIVERSITY LANGUAGE	01005219317000	358		INTERPRETER-ML	0.00	196.24
A101.00	384707	12/15/21	23013	UNIVERSITY LANGUAGE	01005219317000	358		INTERPRETER-ML	0.00	197.36
A101.00	384707	12/15/21	23013	UNIVERSITY LANGUAGE	01005219317000	358		INTERPRETER-ML	0.00	197.36
A101.00	384707	12/15/21	23013	UNIVERSITY LANGUAGE	01005219317000	358		INTERPRETER-ML	0.00	197.36
A101.00	384707	12/15/21	23013	UNIVERSITY LANGUAGE	01005219317000	358		INTERPRETER-ML	0.00	197.36
A101.00	384707	12/15/21	23013	UNIVERSITY LANGUAGE	01005219317000	358		INTERPRETER-ML	0.00	206.88
A101.00	384707	12/15/21	23013	UNIVERSITY LANGUAGE	01005219317000	358		INTERPRETER-ML	0.00	3,538.88
TOTAL CHECK										
A101.00	384708	12/15/21	27290	VENTURE PRODUCTS IN	01005850302000	530		VENTRAC TRACTOR AS	0.00	3,449.41
A101.00	384708	12/15/21	27290	VENTURE PRODUCTS IN	01005850302000	530		VENTRAC TRACTOR AS	0.00	3,724.41
A101.00	384708	12/15/21	27290	VENTURE PRODUCTS IN	01005850302000	530		VENTRAC TRACTOR AS	0.00	9,313.50
A101.00	384708	12/15/21	27290	VENTURE PRODUCTS IN	01005850302000	530		VENTRAC TRACTOR AS	0.00	13,906.39
A101.00	384708	12/15/21	27290	VENTURE PRODUCTS IN	01005850302000	530		VENTRAC TRACTOR AS	0.00	9,672.74
A101.00	384708	12/15/21	27290	VENTURE PRODUCTS IN	01005850302000	530		VENTRAC TRACTOR AS	0.00	40,066.45
TOTAL CHECK										
A101.00	384709	12/15/21	31679	VERSARE SOLUTIONS,	01005408419000	401		SEE ATTACHED QUOTE	0.00	2,563.00
A101.00	384709	12/15/21	31679	VERSARE SOLUTIONS,	01005408419000	401		ESTIMATED SHIPPING/	0.00	443.53
A101.00	384710	12/15/21	15967	WEST MUSIC COMPANY	01005258302000	530		DISTRICT WIDE ELEME	0.00	649.70
A101.00	384711	12/15/21	05410	XCEL ENERGY	01529810000000	330		HL 10/21/21-11/18/2	0.00	5,197.05
A101.00	384711	12/15/21	05410	XCEL ENERGY	01528100000000	330		CV 10/20/21-11/18/2	0.00	5,703.26
A101.00	384711	12/15/21	05410	XCEL ENERGY	01008810000000	330		ECC 10/20/21-11/18/	0.00	13,961.52
A101.00	384711	12/15/21	05410	XCEL ENERGY	01019810000000	330		SV 10/20/21-11/18/2	0.00	16,334.82
A101.00	384711	12/15/21	05410	XCEL ENERGY	01021810000000	330		EHS 10/20/21-11/18/	0.00	16,698.26
A101.00	384711	12/15/21	05410	XCEL ENERGY	01533810000000	330		ND 10/20/21-11/18/2	0.00	3,937.86
A101.00	384711	12/15/21	05410	XCEL ENERGY	01528810000000	330		CS 10/20/21-11/18/2	0.00	4,739.76
A101.00	384711	12/15/21	05410	XCEL ENERGY	01526810000000	330		CC 10/20/21-11/18/2	0.00	4,954.30
A101.00	384711	12/15/21	05410	XCEL ENERGY	01020810000000	330		VV 10/20/21-11/18/2	0.00	12,076.77
A101.00	384712	12/21/21	33345	ADAM CROTTEAU	01021294000654	302		FOOTBALL: EASTVIEW	0.00	80.00
A101.00	384713	12/21/21	32863	ADAM TOTH	01021296000657	302		GRLS HOCKEY: H-MURR	0.00	165.00
A101.00	384714	12/21/21	32942	ADVANCED IMAGING SO	01005850302000	370		LEASE PAYMENTS 01/0	0.00	34.15
A101.00	384714	12/21/21	32942	ADVANCED IMAGING SO	01005850302000	370		LEASE PAYMENTS 01/0	0.00	68.96
A101.00	384714	12/21/21	32942	ADVANCED IMAGING SO	01005850302000	370		LEASE PAYMENTS 01/0	0.00	4,151.77
A101.00	384714	12/21/21	32942	ADVANCED IMAGING SO	01005850302000	370		LEASE PAYMENTS 01/0	0.00	246.00
A101.00	384715	12/21/21	23145	AFFINITECH INC	01005420419000	466		VV SPED-VIEWBOARD	0.00	2,817.63
A101.00	384718	12/21/21	00500	ASTLEFORD INTERNATI	01009760720000	402		BELTS, SWITCHES, ET	0.00	330.82
A101.00	384718	12/21/21	00500	ASTLEFORD INTERNATI	01009760720000	402		BELT CREDIT	0.00	-36.27

SOURCEWELL TECHNOLOGY
 DATE: 01/04/2022
 TIME: 07:10:18

EDINA - LIVE
 CHECK REGISTER - BY FUND

PAGE NUMBER: 20
 ACCTPAZI

SELECTION CRITERIA: transact.yr='22' and transact.period='6'
 ACCOUNTING PERIOD: 6/22

CASH ACCT	CHECK NO	ISSUE DT	VENDOR	NAME	BUDGET CODE	ACCT	----	DESCRIPTION	----	SALES TAX	AMOUNT
FD - 01 - GENERAL											
TOTAL CHECK											
A101.00	384719	12/21/21	05628	AUTO PLUS PARTS	01009760720000	402		HEADLAMP SOCKET		0.00	294.55
A101.00	384720	12/21/21	33347	AZZAIRIA JACKSON	01021296000651	302		GRLS BSKT: MDS VIEW		0.00	18.10
A101.00	384721	12/21/21	14652	BAUER BUILT INC	01009760720000	403		11R225 G XZEZ		0.00	3,009.60
A101.00	384721	12/21/21	14652	BAUER BUILT INC	01009760720000	403		11R225 G XZEZ		0.00	1,308.00
A101.00	384721	12/21/21	14652	BAUER BUILT INC	01009760720000	403		PYDEMS		0.00	3,615.30
TOTAL CHECK											
A101.00	384722	12/21/21	32906	BENJAMIN KUZNIA	01021296000651	302		GRLS BSKT: BURNSVIL		0.00	101.00
A101.00	384723	12/21/21	31276	BILL OLSON	01021294000670	302		WRESTLING: TOURNEY		0.00	219.00
A101.00	384724	12/21/21	10270	BOYER TRUCKS	01009760720000	402		EXPANSION TANK UNIT		0.00	314.58
A101.00	384724	12/21/21	10270	BOYER TRUCKS	01009760720000	402		CHAMBER		0.00	132.49
TOTAL CHECK											
A101.00	384725	12/21/21	28129	BRAUN INTERTEC CORP	01020865384000	305		VV-SITE IMPROVEMENT		0.00	4,460.00
A101.00	384726	12/21/21	14025	BRIN GLASS SERVICE	01529810000000	350		WINDOW CRACK REPAIR		0.00	1,036.50
A101.00	384727	12/21/21	33171	BURNN BOILER & MECH	01020810000000	350		BOILER REPAIR		0.00	3,387.00
A101.00	384728	12/21/21	32190	CAMP NICOLET INC	01005211320000	898		CAMP REGISTRATION-K		0.00	1,000.00
A101.00	384729	12/21/21	31294	CARLYE VEER	01021296000657	302		GRLS HOCKEY: BENILD		0.00	140.00
A101.00	384731	12/21/21	27269	CHARTWELLS DINING S	01021640316000	490		11/02 20140001 MS		0.00	178.00
A101.00	384731	12/21/21	27269	CHARTWELLS DINING S	01005010000000	490		11/08 20140003 MW		0.00	354.91
A101.00	384731	12/21/21	27269	CHARTWELLS DINING S	01019050000000	490		10/27 20140002 LP		0.00	33.97
A101.00	384731	12/21/21	27269	CHARTWELLS DINING S	0102121110000000	490		11/02 20140004 PB		0.00	15.00
TOTAL CHECK											
A101.00	384732	12/21/21	32814	COMCAST CABLE MANAG	01005630000000	320		DEC21 - INTERNET FE		0.00	9.95
A101.00	384733	12/21/21	12261	CUSHMAN MOTOR COMPA	01005810000820	401		DW - SWITCHES		0.00	32.85
A101.00	384733	12/21/21	12261	CUSHMAN MOTOR COMPA	01005850302000	530		DW-LINK/CONNECTORS		0.00	155.47
TOTAL CHECK											
A101.00	384734	12/21/21	30587	D.S. ERICKSON & ASS	01	L215.13		IW - N.B.		0.00	548.09
A101.00	384735	12/21/21	26286	DAKOTA TRUCK UNDERW	01	L215.70		INSTALLMENT #7		0.00	27,391.00
A101.00	384736	12/21/21	92193	DAN GRIFFITHS	01021294000651	302		BOYS BSKT: CHANHASS		0.00	82.00
A101.00	384737	12/21/21	92091	DANIEL BLOCK	01021294000651	302		BOYS BSKT: CHANHASS		0.00	82.00
A101.00	384739	12/21/21	24575	EDUCATORS BENEFIT C	01005105000000	305		ACT BASE FEE		0.00	102.00
A101.00	384739	12/21/21	24575	EDUCATORS BENEFIT C	01005105000000	305		ACT PARTICIPANT FEE		0.00	346.06
TOTAL CHECK											

SOURCEWELL TECHNOLOGY
 DATE: 01/04/2022
 TIME: 07:10:18

EDINA - LIVE
 CHECK REGISTER - BY FUND

PAGE NUMBER: 21
 ACCTPAZI

SELECTION CRITERIA: transact.yr='22' and transact.period='6'
 ACCOUNTING PERIOD: 6/22

FD - 01 - GENERAL

CASH ACCT	CHECK NO	ISSUE DT	VENDOR	NAME	BUDGET CODE	ACCT	----	DESCRIPTION----	SALES TAX	AMOUNT
A101.00	384740	12/21/21	19691	EHLERS	01005110000000	305		ARBITRAGE 113021	0.00	1,500.00
A101.00	384741	12/21/21	90039	ELAINE TAGGATZ	01021296000656	302		GYMNASTICS: WAYZATA	0.00	96.00
A101.00	384742	12/21/21	92623	ELLEN RIECK	01021296000656	302		GYMNASTICS: BRECK	0.00	96.00
A101.00	384743	12/21/21	92629	ERIC GRAY	01021296000651	302		GRLS BSKT: MDS VIEW	0.00	82.00
A101.00	384744	12/21/21	30636	ESCREEN, INC.	01009760720000	305		DOT - MULTIPLE (27)	0.00	903.00
A101.00	384745	12/21/21	28966	FACTORY MOTOR PARTS	01009760720000	403		BATTERIES	0.00	838.04
A101.00	384745	12/21/21	28966	FACTORY MOTOR PARTS	01009760720000	402		BULBS	0.00	26.70
	TOTAL CHECK								0.00	864.74
A101.00	384749	12/21/21	31109	GAMETIME	01533050000000	401		812052 PIN IN BHSC	0.00	10.60
A101.00	384749	12/21/21	31109	GAMETIME	01533050000000	401		817334 3/8 LOCKWASH	0.00	1.30
A101.00	384749	12/21/21	31109	GAMETIME	01533050000000	401		817401 3/8 FLATWASH	0.00	0.58
A101.00	384749	12/21/21	31109	GAMETIME	01533050000000	401		804804 H38BRN BARRE	0.00	33.30
A101.00	384749	12/21/21	31109	GAMETIME	01533050000000	401		ESTIMATED SHIPPING/	0.00	24.70
	TOTAL CHECK								0.00	70.48
A101.00	384750	12/21/21	18200	GENERAL SECURITY SE	01005810000000	305		BUS-PATROL RESPONSE	0.00	35.00
A101.00	384750	12/21/21	18200	GENERAL SECURITY SE	01005810000000	305		ECC-PATROL RESPONSE	0.00	70.00
	TOTAL CHECK								0.00	105.00
A101.00	384751	12/21/21	09346	GRAINGER	01009760720000	401		UTILITY CONTAINER	0.00	49.80
A101.00	384751	12/21/21	09346	GRAINGER	01009760720000	401		HYDRANT MARKER	0.00	144.36
A101.00	384751	12/21/21	09346	GRAINGER	01009760720000	401		WHEEL WEIGHT TRUCK	0.00	136.45
A101.00	384751	12/21/21	09346	GRAINGER	01009760720000	402		FIBER DISC	0.00	137.49
	TOTAL CHECK								0.00	468.10
A101.00	384752	12/21/21	30209	GRAINGER	01008810000000	401		LIGHT COVERS	0.00	53.34
A101.00	384752	12/21/21	30209	GRAINGER	01019810000000	401		EYE WASH HANDLE PAR	0.00	31.60
A101.00	384752	12/21/21	30209	GRAINGER	01019810000000	401		URINAL PARTS	0.00	500.02
A101.00	384752	12/21/21	30209	GRAINGER	01533810302000	530		ECC CAPITAL-BATTERI	0.00	513.38
A101.00	384752	12/21/21	30209	GRAINGER	01019810000000	401		COAXIAL CONNECTOR	0.00	15.93
	TOTAL CHECK								0.00	1,114.27
A101.00	384753	12/21/21	00296	GROTH MUSIC COMPANY	01532580000000	430		RECORDERS	0.00	500.00
A101.00	384753	12/21/21	00296	GROTH MUSIC COMPANY	01021258000250	430		BAND MUSIC	0.00	44.00
A101.00	384753	12/21/21	00296	GROTH MUSIC COMPANY	01019258000250	430		CLARINET MP (2)	0.00	40.00
A101.00	384753	12/21/21	00296	GROTH MUSIC COMPANY	01021258000250	430		BAND MUSIC	0.00	56.00
A101.00	384753	12/21/21	00296	GROTH MUSIC COMPANY	01021258000250	430		BAND MUSIC	0.00	165.60
A101.00	384753	12/21/21	00296	GROTH MUSIC COMPANY	01021258000250	350		CLARINET REPAIR	0.00	73.00
	TOTAL CHECK								0.00	878.60
A101.00	384754	12/21/21	31675	HIGHLAND PARK SPEEC	01021291000254	369		DEBATE ENTRY FEE	0.00	160.00
A101.00	384755	12/21/21	03263	HOGlund BUS CO INC	01009760720000	402		DML-119	0.00	92.38
A101.00	384755	12/21/21	03263	HOGlund BUS CO INC	01009760720000	402		SWITCH	0.00	27.23
A101.00	384755	12/21/21	03263	HOGlund BUS CO INC	01009760720000	402		THERMOSTAT	0.00	232.11

SOURCEWELL TECHNOLOGY
 DATE: 01/04/2022
 TIME: 07:10:18

EDINA - LIVE
 CHECK REGISTER - BY FUND

PAGE NUMBER: 22
 ACCTPAZI

SELECTION CRITERIA: transact.yr='22' and transact.period='6'
 ACCOUNTING PERIOD: 6/22

FD - 01 - GENERAL

CASH ACCT	CHECK NO	ISSUE DT	VENDOR	NAME	BUDGET CODE	ACCT	----	DESCRIPTION	----	SALES TAX	AMOUNT
TOTAL CHECK											
A101.00	384756	12/21/21	03318	HOUSE OF NOTE	01020258000252	350		CELLO REPAIR		0.00	351.72
A101.00	384756	12/21/21	03318	HOUSE OF NOTE	01020258000252	430		VIOLIN BOW		0.00	445.00
TOTAL CHECK										0.00	490.00
A101.00	384757	12/21/21	32728	IDENTISYS INC	01005105000000	401		BADGE CARDS		0.00	650.00
A101.00	384757	12/21/21	32728	IDENTISYS INC	01005105000000	401		FREIGHT CHARGE		0.00	26.81
TOTAL CHECK										0.00	676.81
A101.00	384758	12/21/21	30482	IMS GLOBAL LEARNING	01005870795000	405		FEB22-JAN23 MEMBERS		0.00	3,500.00
A101.00	384760	12/21/21	16513	INSTITUTE FOR ENVR	01008865358000	305		ECC-ASBESTOS REM/MO		0.00	3,272.04
A101.00	384760	12/21/21	16513	INSTITUTE FOR ENVR	01005865352000	305		DW-MGMT SERVICES		0.00	1,413.05
A101.00	384760	12/21/21	16513	INSTITUTE FOR ENVR	01008865352000	305		2021 WINDOW REMOVAL		0.00	2,182.50
A101.00	384760	12/21/21	16513	INSTITUTE FOR ENVR	01005865352000	305		DW-AHERA INSPECTION		0.00	2,300.00
A101.00	384760	12/21/21	16513	INSTITUTE FOR ENVR	01020865368000	305		VV-DOOR INVESTIGATI		0.00	889.68
A101.00	384760	12/21/21	16513	INSTITUTE FOR ENVR	01526885368000	305		CC-WINDOW INVESTIGA		0.00	466.35
TOTAL CHECK										0.00	10,523.62
A101.00	384761	12/21/21	15481	INSTY-PRINTS	01021050000000	401		OFFICE SUPPLIES		0.00	392.53
A101.00	384762	12/21/21	33351	ISAAC CLOOS	01021294000670	302		WRESTLING: TOURNEY		0.00	174.00
A101.00	384763	12/21/21	26941	IWS - INNOVATIONAL	01020810000000	350		HOT WATER LOOP TEST		0.00	420.00
A101.00	384764	12/21/21	32891	JAMES PETERSON	01021294000670	302		WRESTLING: TOURNEY		0.00	259.00
A101.00	384766	12/21/21	03720	JERRY'S HARDWARE	010198100000810	401		PIPE SEALANT		0.00	15.16
A101.00	384767	12/21/21	03708	JERRY'S PRINTING	01005605335000	401		TEACHER MANUALS		0.00	209.50
A101.00	384768	12/21/21	13917	JH LARSON COMPANY	01526810000000	401		REPLACEMENT LENS		0.00	30.00
A101.00	384769	12/21/21	92417	JOHN PRIESTER	01021294000657	302		BOYS HOCKEY: WB LAK		0.00	96.00
A101.00	384771	12/21/21	91778	JON LILLEMOEN	01021296000657	302		GRLS HOCKEY: BENILD		0.00	140.00
A101.00	384772	12/21/21	16419	JOSTENS INC	01020291000264	430		YEARBOOK PMTS		0.00	1,851.61
A101.00	384773	12/21/21	09728	JW PEPPER & SON INC	01020258000251	430		CHOIR MUSIC		0.00	10.50
A101.00	384773	12/21/21	09728	JW PEPPER & SON INC	01021258000250	430		BAND SUPPLIES		0.00	111.99
A101.00	384773	12/21/21	09728	JW PEPPER & SON INC	01021258000250	430		BAND SUPPLIES		0.00	75.00
A101.00	384773	12/21/21	09728	JW PEPPER & SON INC	01021258000250	430		BAND MUSIC		0.00	10.00
TOTAL CHECK										0.00	207.49
A101.00	384774	12/21/21	20559	KATH FUEL OIL SERVI	01009760720000	441		UNLEADED		0.00	1,463.65
A101.00	384775	12/21/21	92635	KATHERINE WILLIAMS	01021296000656	302		GYMNASTICS: WAYZATA		0.00	96.00
A101.00	384777	12/21/21	93125	KEVIN BRITT	01021294000651	302		BOYS BSKT: CHANHASS		0.00	82.00

SOURCEWELL TECHNOLOGY
 DATE: 01/04/2022
 TIME: 07:10:18

EDINA - LIVE
 CHECK REGISTER - BY FUND

PAGE NUMBER: 23
 ACCTPA21

SELECTION CRITERIA: transact.yr='22' and transact.period='6'
 ACCOUNTING PERIOD: 6/22

FD - 01 - GENERAL

CASH ACCT	CHECK NO	ISSUE DT	VENDOR	NAME	BUDGET CODE	ACCNT	----	DESCRIPTION	----	SALES TAX	AMOUNT
A101.00	384778	12/21/21	28246	KURT NATHE	01021294000670	302		WRESTLING: TOURNEY		0.00	219.00
A101.00	384779	12/21/21	28875	LAURA BUSCH	01021296000656	302		GYMNASTICS: BRECK		0.00	96.00
A101.00	384780	12/21/21	33350	LEIF WALLIN	01021294000670	302		WRESTLING: TOURNEY		0.00	100.00
A101.00	384781	12/21/21	28280	LEO TOMPERI	01021294000670	302		WRESTLING: TOURNEY		0.00	219.00
A101.00	384782	12/21/21	10090	MACKIN EDUCATIONAL	01005620795000	470		BOOKS FOR NORMANDAL		0.00	596.48
A101.00	384782	12/21/21	10090	MACKIN EDUCATIONAL	01005620795000	470		BOOKS FOR CONCORD		0.00	1,066.16
	TOTAL CHECK									0.00	1,662.64
A101.00	384783	12/21/21	17682	MALLOY MONTAGUE KAR	0100551100000000	305		BILLING THRU 11.30.		0.00	14,000.00
A101.00	384784	12/21/21	27486	MARK BINGHAM	01021294000651	302		BOYS BSKT: PARK CTR		0.00	101.00
A101.00	384785	12/21/21	30453	MARK GERMAIN	01021294000657	302		BOYS HOCKEY: WB LAK		0.00	171.00
A101.00	384786	12/21/21	31088	MATSON HOLDINGS, IN	01009760720000	402		RATCHET WRENCH		0.00	107.00
A101.00	384786	12/21/21	31088	MATSON HOLDINGS, IN	01009760720000	402		DIAGNOSTIC SOFTWARE		0.00	935.00
A101.00	384786	12/21/21	31088	MATSON HOLDINGS, IN	01009760720000	402		PROLINK+C SOFTWARE		0.00	5,270.00
A101.00	384786	12/21/21	31088	MATSON HOLDINGS, IN	01009760720000	402		SCREW DRIVER		0.00	13.70
	TOTAL CHECK									0.00	6,325.70
A101.00	384787	12/21/21	28485	MATT CARTER	01021296000651	302		GRLS BSKT: MDS VIEW		0.00	101.00
A101.00	384788	12/21/21	32843	MATTHEW GILBERG	01021296000657	302		GRLS HOCKEY: BENILD		0.00	140.00
A101.00	384789	12/21/21	30024	MENARDS - EDEN PRAI	01009760720000	402		VULKEM 116		0.00	188.49
A101.00	384789	12/21/21	30024	MENARDS - EDEN PRAI	01005810000820	401		DW-MISC. PARTS		0.00	40.21
	TOTAL CHECK									0.00	228.70
A101.00	384791	12/21/21	22660	MIDWEST BUS PARTS I	01009760720000	402		01-WW-1081Y		0.00	56.18
A101.00	384791	12/21/21	22660	MIDWEST BUS PARTS I	01009760720000	402		06-B-900HD		0.00	146.38
A101.00	384791	12/21/21	22660	MIDWEST BUS PARTS I	01009760720000	402		USED FENDER EXTENSI		0.00	150.00
	TOTAL CHECK									0.00	352.56
A101.00	384792	12/21/21	32007	MINNESOTA EQUIPMENT	01005810000820	401		DW-RADIAL TIRES		0.00	600.00
A101.00	384792	12/21/21	32007	MINNESOTA EQUIPMENT	01005810000820	401		DW-OIL FILTER		0.00	14.66
	TOTAL CHECK									0.00	614.66
A101.00	384793	12/21/21	21406	MINNESOTA SCHOOL EM 01		L215.08		UNION DUES W/HOLDIN		0.00	1,140.05
A101.00	384794	12/21/21	26125	MN PEIP	01005203797000	291		RETIRES/COBRA		0.00	58,030.80
A101.00	384794	12/21/21	26125	MN PEIP	01	L215.20		CURRENT TEACHERS		0.00	755,049.04
	TOTAL CHECK									0.00	813,079.84
A101.00	384795	12/21/21	30434	NATIONAL CONSULTING	01005610000000	305		PIANO ACCOMPANIMENT		0.00	2,610.75
A101.00	384796	12/21/21	23177	NCS PEARSON INC	01005420419000	401		#0158012836 - GFITA-		0.00	237.50
A101.00	384796	12/21/21	23177	NCS PEARSON INC	01005420419000	401		ESTIMATED SHIPPING/		0.00	14.25
	TOTAL CHECK									0.00	251.75

SOURCEWELL TECHNOLOGY
 DATE: 01/04/2022
 TIME: 07:10:18

EDINA - LIVE
 CHECK REGISTER - BY FUND

PAGE NUMBER: 24
 ACCTPAZI

SELECTION CRITERIA: transact.yr='22' and transact.period='6'
 ACCOUNTING PERIOD: 6/22

FD - 01 - GENERAL

CASH ACCT	CHECK NO	ISSUE DT	VENDOR	NAME	BUDGET CODE	ACCNT	DESCRIPTION	SALES TAX	AMOUNT
A101.00	384797	12/21/21	32918	NICHOLAS KLINKHAMME	01021294000657	302	BOYS HOCKEY: WB LAK	0.00	165.00
A101.00	384798	12/21/21	27573	NICHOLAS LITFIN	01021296000651	302	GRLS BSKT: MDS VIEW	0.00	82.00
A101.00	384799	12/21/21	27217	NOTEFLIGHT LLC	01005258000250	430	NOTEFLIGHT LICENSES	0.00	1,449.00
A101.00	384800	12/21/21	17215	OCCUPATIONAL MEDICI	01009760720000	305	DOT - J.K.	0.00	75.00
A101.00	384800	12/21/21	17215	OCCUPATIONAL MEDICI	01009760720000	305	DOT - H.W.	0.00	75.00
A101.00	384800	12/21/21	17215	OCCUPATIONAL MEDICI	01009760720000	305	DOT - F.G.	0.00	225.00
TOTAL CHECK									
A101.00	384801	12/21/21	04661	OFFICE DEPOT INC	01526203000000	401	CLASSROOM SUPPLIES	0.00	79.86
A101.00	384801	12/21/21	04661	OFFICE DEPOT INC	01526203000000	401	CLASSROOM SUPPLIES	0.00	300.75
TOTAL CHECK									
A101.00	384802	12/21/21	22297	PARALLEL TECHNOLOGI	01020810000000	350	ELECTRONIC DOOR LOC	0.00	575.87
A101.00	384803	12/21/21	31349	PATRICK DEVINE	01021294000651	302	BOYS BSKT: PARK CTR	0.00	101.00
A101.00	384804	12/21/21	15331	PRAIRIE ELECTRIC CO	01529810000000	350	CANOPY LIGHTS REPAI	0.00	1,158.26
A101.00	384804	12/21/21	15331	PRAIRIE ELECTRIC CO	01529810302000	530	LIGHTING INSTALL/CA	0.00	2,346.00
TOTAL CHECK									
A101.00	384806	12/21/21	32940	PREMIUM WATERS INC	01008105000000	305	SERVICE CHARGE	0.00	3.99
A101.00	384807	12/21/21	30304	RANDI GRAVES	01021294000664	302	BOYS SWIM: PENTATHL	0.00	126.00
A101.00	384808	12/21/21	31237	RICK RUD	01021294000670	302	WRESTLING: TOURNEY	0.00	219.00
A101.00	384809	12/21/21	27366	RM COTTON CO	01526810000000	401	BMK LNOX IGNITER	0.00	1,020.00
A101.00	384810	12/21/21	33348	RODD TSCHIDA	01021296000657	302	GRLS HOCKEY: HOLY F	0.00	140.00
A101.00	384811	12/21/21	92503	ROGER DAY	01021294000651	302	BOYS BSKT: PARK CTR	0.00	82.00
A101.00	384812	12/21/21	26674	RUSSELL SECURITY RE	01019810000000	350	DOOR ADA BUTTON	0.00	157.50
A101.00	384814	12/21/21	31236	SAMUEL KOBIELUSH	01021296000651	302	GRLS BSKT: MDS VIEW	0.00	101.00
A101.00	384815	12/21/21	33349	SARAH MOE	01021296000657	302	GRLS HOCKEY: H-MURR	0.00	303.00
A101.00	384816	12/21/21	06400	SCHMITT MUSIC	01021258000250	350	TENOR SAX REPAIR	0.00	83.00
A101.00	384816	12/21/21	06400	SCHMITT MUSIC	01020258000250	350	EUPHONIUM REPAIR	0.00	85.00
TOTAL CHECK									
A101.00	384817	12/21/21	06922	SCHOOL SERVICE EMPL	01	L215.08	UNION DUES W/HOLDIN	0.00	2,949.62
A101.00	384818	12/21/21	32832	SCHOOL SPECIALTY, L	01528212000000	430	ART SUPPLIES	0.00	98.79
A101.00	384818	12/21/21	32832	SCHOOL SPECIALTY, L	01528212000000	430	ART SUPPLIES	0.00	71.02
TOTAL CHECK									
									169.81

SOURCEWELL TECHNOLOGY
 DATE: 01/04/2022
 TIME: 07:10:18

EDINA - LIVE
 CHECK REGISTER - BY FUND

PAGE NUMBER: 25
 ACCTPAZ1

SELECTION CRITERIA: transact.yr='22' and transact.period='6'
 ACCOUNTING PERIOD: 6/22

FD - 01 - GENERAL

CASH ACCT	CHECK NO	ISSUE DT	VENDOR	NAME	BUDGET CODE	ACCNT	----	DESCRIPTION----	SALES TAX	AMOUNT
A101.00	384819	12/21/21	21013	SHRED RIGHT	01009760720000	401		SECURITY TOTER	0.00	15.00
A101.00	384820	12/21/21	17725	SIGNUM SIGNS AND GR	01005640316000	401		NAME PLATES & HOLDE	0.00	54.50
A101.00	384821	12/21/21	17014	STANDARD SPRING PAR	01009760720000	402		SPRING	0.00	970.98
A101.00	384821	12/21/21	17014	STANDARD SPRING PAR	01009760720000	402		SPRING	0.00	985.78
	TOTAL CHECK								0.00	1,956.76
A101.00	384822	12/21/21	32943	STAR TRIBUNE MEDIA	01005620795000	470		1 COPY OF STARTRIBU	0.00	145.00
A101.00	384823	12/21/21	33344	STEVE MOZINA	01021296000651	302		GRLS BSKT: BURNSVIL	0.00	101.00
A101.00	384825	12/21/21	30553	TANNER PEARSON	01021294000651	302		BOYS BSKT: CHANHASS	0.00	101.00
A101.00	384825	12/21/21	30553	TANNER PEARSON	01021294000651	302		BOYS BSKT: BENILDE	0.00	82.00
	TOTAL CHECK								0.00	183.00
A101.00	384826	12/21/21	26180	TEACHING STRATEGIES	01005610000000	430		CURRICULUM MATERIAL	0.00	63,650.80
A101.00	384828	12/21/21	91325	TERRY BUMGARNER	01021294000664	302		BOYS SWIM: PENTATHL	0.00	126.00
A101.00	384830	12/21/21	90986	THOMAS SCHILLER	01021294000651	302		BOYS BSKT: PARK CTR	0.00	82.00
A101.00	384831	12/21/21	90889	TIM LEIGHTON	01021294000651	302		BOYS BSKT: PARK CTR	0.00	82.00
A101.00	384832	12/21/21	92192	TONY BROUGH	01021296000656	302		GYMNASTICS: BRECK	0.00	96.00
A101.00	384833	12/21/21	22468	TRI-STATE BOBCAT IN	01005810000820	401		DW-CHAIN/OIL	0.00	96.54
A101.00	384834	12/21/21	28040	TWIN CITY TRANSPORT	01009760723000	360		NOV21 TRANSPORTATIO	0.00	15,798.78
A101.00	384836	12/21/21	15501	WILD RUMPUS BOOK ST	01005620795000	470		BOOKS FOR CV	0.00	374.82
A101.00	384837	12/21/21	05410	XCEL ENERGY	01527810000000	330		CN 10/21/21-11/17/2	0.00	2,667.95
A101.00	384837	12/21/21	05410	XCEL ENERGY	01019810000000	330		SV 11/10/21-12/13/2	0.00	2,531.32
	TOTAL CHECK								0.00	5,199.27
A101.00	384839	12/21/21	27951	ZACHARY GUSTAFSON	01021294000651	302		BOYS BSKT: BENILDE	0.00	82.00
A101.00	384842	12/31/21	32837	AJAX SCIENTIFIC LTD	01532401740000	433		#AN020-0002 - GIANT	0.00	50.99
A101.00	384842	12/31/21	32837	AJAX SCIENTIFIC LTD	01532401740000	433		ESTIMATED SHIPPING/	0.00	14.82
	TOTAL CHECK								0.00	65.81
A101.00	384845	12/31/21	24904	A-Z RENTAL CENTER	01021810000810	401		EHS PROPANE REFILL	0.00	35.70
A101.00	384847	12/31/21	30175	BARNUM GATE SERVICE	01526810000000	350		BARRIER ARM REPAIR	0.00	216.30
A101.00	384848	12/31/21	26064	BAYADA HOME HEALTH	01005416740000	394		NURSE DURING SCHOOL	0.00	972.50
A101.00	384849	12/31/21	20374	BORENE LAW FIRM P-A	01005105000000	305		PREV UNPAID BALANCE	0.00	365.05
A101.00	384849	12/31/21	20374	BORENE LAW FIRM P-A	01005105000000	305		SPEC COUNSEL: TEACH	0.00	3,331.30
	TOTAL CHECK								0.00	3,696.35

SOURCEWELL TECHNOLOGY
 DATE: 01/04/2022
 TIME: 07:10:18

EDINA - LIVE
 CHECK REGISTER - BY FUND

PAGE NUMBER: 26
 ACCTPAZI

SELECTION CRITERIA: transact.yr='22' and transact.period='6'
 ACCOUNTING PERIOD: 6/22

FD - 01 - GENERAL

CASH ACCT	CHECK NO	ISSUE DT	VENDOR	NAME	BUDGET CODE	ACCNT	----	DESCRIPTION----	SALES TAX	AMOUNT
A101.00	384850	12/31/21	28129	BRAUN INTERTEC CORP	01528865384000	305		CS-SITE IMPROVEMENT	0.00	106.66
A101.00	384850	12/31/21	28129	BRAUN INTERTEC CORP	01532865384000	305		CV-SITE IMPROVEMENT	0.00	106.67
A101.00	384850	12/31/21	28129	BRAUN INTERTEC CORP	01021865384000	305		EHS-SITE IMPROVEMENT	0.00	106.67
	TOTAL CHECK								0.00	320.00
A101.00	384851	12/31/21	33353	BUCKHOLDT LANGUAGE	01005790000000	358		INTERPRETER-GEN ED	0.00	80.00
A101.00	384853	12/31/21	24945	CENTURYLINK	01020810000000	320		VV 11/28/21-12/27/2	0.00	116.46
A101.00	384853	12/31/21	24945	CENTURYLINK	01005620000000	320		DO 12/01/21-12/31/2	0.00	89.00
A101.00	384853	12/31/21	24945	CENTURYLINK	01008810000000	320		ECC 12/01/21-12/31/	0.00	253.09
A101.00	384853	12/31/21	24945	CENTURYLINK	01005620000000	320		DO 12/01/21-12/31/2	0.00	260.00
A101.00	384853	12/31/21	24945	CENTURYLINK	01019810000000	320		SV 12/01/21-12/31/2	0.00	274.40
A101.00	384853	12/31/21	24945	CENTURYLINK	01532810000000	320		CV 12/10/21-01/09/2	0.00	136.63
A101.00	384853	12/31/21	24945	CENTURYLINK	01527810000000	320		CN 12/01/21-12/31/2	0.00	156.80
A101.00	384853	12/31/21	24945	CENTURYLINK	01526810000000	320		CC 12/01/21-12/31/2	0.00	156.80
A101.00	384853	12/31/21	24945	CENTURYLINK	01529810000000	320		HL 12/01/21-12/31/2	0.00	216.05
A101.00	384853	12/31/21	24945	CENTURYLINK	01021810000000	320		EHS 12/10/21-01/09/2	0.00	395.62
A101.00	384853	12/31/21	24945	CENTURYLINK	01020810000000	320		VV 12/10/21-01/09/2	0.00	307.70
A101.00	384853	12/31/21	24945	CENTURYLINK	01528810000000	320		CS 12/01/21-12/31/2	0.00	347.03
	TOTAL CHECK								0.00	2,709.58
A101.00	384854	12/31/21	01231	CITY OF BLOOMINGTON	01005199000000	305		ELECTIONS NOV21	0.00	250.50
A101.00	384855	12/31/21	01321	CITY OF EDINA	01532810000000	331		VV 08/27/21-12/02/2	0.00	5,363.21
A101.00	384855	12/31/21	01321	CITY OF EDINA	01020810000000	331		VV 08/27/21-12/02/2	0.00	8,517.96
A101.00	384855	12/31/21	01321	CITY OF EDINA	01526810000000	331		CC 08/27/21-12/02/2	0.00	3,714.37
A101.00	384855	12/31/21	01321	CITY OF EDINA	01021810000000	331		EHS 08/27/21-12/02/2	0.00	16,224.53
	TOTAL CHECK								0.00	33,820.07
A101.00	384858	12/31/21	30032	CUB FOODS EDEN PRAI	01020250000000	430		FACS FOOD SUPPLY	0.00	92.03
A101.00	384858	12/31/21	30032	CUB FOODS EDEN PRAI	01020250000000	430		FACS FOOD SUPPLY	0.00	92.40
A101.00	384858	12/31/21	30032	CUB FOODS EDEN PRAI	01020250000000	430		FACS FOOD SUPPLY	0.00	63.95
A101.00	384858	12/31/21	30032	CUB FOODS EDEN PRAI	01020250000000	430		FACS FOOD SUPPLY	0.00	31.06
A101.00	384858	12/31/21	30032	CUB FOODS EDEN PRAI	01020250000000	430		FACS FOOD SUPPLY	0.00	31.94
A101.00	384858	12/31/21	30032	CUB FOODS EDEN PRAI	01020250000000	430		FACS FOOD SUPPLY	0.00	55.57
A101.00	384858	12/31/21	30032	CUB FOODS EDEN PRAI	01020250000000	430		FACS FOOD SUPPLY	0.00	56.56
	TOTAL CHECK								0.00	423.51
A101.00	384859	12/31/21	26819	DAVEY TREE EXPERT C	01020810302000	530		TREE TRIMMING 21/22	0.00	2,075.23
A101.00	384859	12/31/21	26819	DAVEY TREE EXPERT C	01005850302000	520		EHS-D/B DISPOSAL	0.00	2,640.00
	TOTAL CHECK								0.00	4,715.23
A101.00	384860	12/31/21	18132	DRAMATIC PUBLISHING	01019291000256	430		JUNGLE BOOK LOGO PK	0.00	892.06
A101.00	384861	12/31/21	32200	EAU CLAIRE ACADEMY	01005211000000	392		TUITION IN C&T - 00	0.00	3,008.27
A101.00	384863	12/31/21	32193	EDINA ROTARY FOUNDA	01005020000000	820		2ND QTR DUES-R.S.	0.00	305.00
A101.00	384864	12/31/21	20505	EDUCATION LOGISTICS	01009760720000	320		GPS - MONTHLY FEES	0.00	1,456.32
A101.00	384865	12/31/21	28966	FACTORY MOTOR PARTS	01009760720000	402		BATTERY CABLES	0.00	102.94

SOURCEWELL TECHNOLOGY
 DATE: 01/04/2022
 TIME: 07:10:18

EDINA - LIVE
 CHECK REGISTER - BY FUND

PAGE NUMBER: 27
 ACCTPAZ1

SELECTION CRITERIA: transact.yr='22' and transact.period='6'
 ACCOUNTING PERIOD: 6/22

FD - 01 - GENERAL

CASH ACCT	CHECK NO	ISSUE DT	VENDOR	NAME	BUDGET CODE	ACCNT	DESCRIPTION	SALES TAX	AMOUNT
A101.00	384867	12/31/21	02490	FOLLETT SCHOOL SOLU	01005620795000	470	BOOKS FOR SVMS	0.00	275.21
A101.00	384868	12/31/21	E9316	VICKIE GEIER	01005630000000	366	NOV-DEC21 MILEAGE	0.00	40.66
A101.00	384869	12/31/21	18200	GENERAL SECURITY SE	01005810000000	305	CS-JAN22 INTR MONIT	0.00	17.95
A101.00	384869	12/31/21	18200	GENERAL SECURITY SE	01005810000000	305	CC-JAN22 INTR MONIT	0.00	40.08
A101.00	384869	12/31/21	18200	GENERAL SECURITY SE	01005810000000	305	CN-JAN22 INTR MONIT	0.00	40.08
A101.00	384869	12/31/21	18200	GENERAL SECURITY SE	01005810000000	305	ECC-JAN22 INTR MONI	0.00	40.08
A101.00	384869	12/31/21	18200	GENERAL SECURITY SE	01005810000000	305	EH-JAN22 INTR MONI	0.00	40.08
A101.00	384869	12/31/21	18200	GENERAL SECURITY SE	01005810000000	305	VV-JAN22 INTR MONIT	0.00	40.08
A101.00	384869	12/31/21	18200	GENERAL SECURITY SE	01005810000000	305	CV-JAN22 INTR MONIT	0.00	40.08
A101.00	384869	12/31/21	18200	GENERAL SECURITY SE	01005810000000	305	HL-JAN22 INTR MONIT	0.00	40.08
A101.00	384869	12/31/21	18200	GENERAL SECURITY SE	01005810000000	305	SV-JAN22 INTR MONIT	0.00	338.59
TOTAL CHECK									
A101.00	384870	12/31/21	30209	GRAINGER	01527810000000	401	V-BELTS	0.00	65.48
A101.00	384872	12/31/21	21719	GREEN LIGHTS RECYCL	01019865349000	305	SV-LIGHT BULB RECYC	0.00	368.75
A101.00	384873	12/31/21	00296	GROTH MUSIC COMPANY	010211258000250	430	BAND MUSIC	0.00	60.00
A101.00	384873	12/31/21	00296	GROTH MUSIC COMPANY	010211258000250	430	BAND SUPPLIES	0.00	95.00
TOTAL CHECK									155.00
A101.00	384875	12/31/21	15367	H&B SPECIALIZED PRO	01021810000000	350	F/H, NORTH GYM BASK	0.00	666.50
A101.00	384877	12/31/21	23732	HOBY-HUGH O'BRIAN Y	01021710000000	366	REGISTRATION - M.C.	0.00	225.00
A101.00	384878	12/31/21	03263	HOGlund BUS CO INC	01009760720000	402	SHOCKS	0.00	284.28
A101.00	384878	12/31/21	03263	HOGlund BUS CO INC	01009760720000	402	RETAINER	0.00	45.28
TOTAL CHECK									329.56
A101.00	384879	12/31/21	26941	IWS - INNOVATIONAL	01021810000000	350	BOILER REPAIR #1	0.00	309.00
A101.00	384880	12/31/21	32928	JERRY'S FOODS EDINA	01020250000000	430	FACS FOOD SUPPLY	0.00	15.37
A101.00	384880	12/31/21	32928	JERRY'S FOODS EDINA	01020250000000	430	FACS FOOD SUPPLY	0.00	25.10
A101.00	384880	12/31/21	32928	JERRY'S FOODS EDINA	01020250000000	430	FACS FOOD SUPPLY	0.00	60.20
A101.00	384880	12/31/21	32928	JERRY'S FOODS EDINA	01020250000000	430	FACS FOOD SUPPLY	0.00	72.43
TOTAL CHECK									173.10
A101.00	384881	12/31/21	32926	JERRY'S FOODS EDINA	01533640316000	490	COFFEE CART FOOD	0.00	46.64
A101.00	384882	12/31/21	03720	JERRY'S HARDWARE	01021810000000	401	HARDWARE	0.00	4.76
A101.00	384884	12/31/21	20559	KATH FUEL OIL SERVI	01009760720000	441	UNLEADED	0.00	2,688.59
A101.00	384887	12/31/21	32966	KINECT ENERGY, INC	01532810000000	440	CV - NOV21 SERVICES	0.00	2,417.99
A101.00	384887	12/31/21	32966	KINECT ENERGY, INC	01533810000000	440	ND - NOV21 SERVICES	0.00	3,012.12
A101.00	384887	12/31/21	32966	KINECT ENERGY, INC	01527810000000	440	CN - NOV21 SERVICES	0.00	3,153.55
A101.00	384887	12/31/21	32966	KINECT ENERGY, INC	01528810000000	440	CS - NOV21 SERVICES	0.00	3,397.87
A101.00	384887	12/31/21	32966	KINECT ENERGY, INC	01526810000000	440	CC - NOV21 SERVICES	0.00	3,518.29
A101.00	384887	12/31/21	32966	KINECT ENERGY, INC	01009760720000	440	BG - NOV21 SERVICES	0.00	952.03
A101.00	384887	12/31/21	32966	KINECT ENERGY, INC	01021810000000	440	EHS - NOV21 SERVICE	0.00	23,089.73

SOURCEWELL TECHNOLOGY
 DATE: 01/04/2022
 TIME: 07:10:18

PAGE NUMBER: 28
 ACCTPA21

EDINA - LIVE
 CHECK REGISTER - BY FUND

SELECTION CRITERIA: transact.yr='22' and transact.period='6'
 ACCOUNTING PERIOD: 6/22

FD - 01 - GENERAL

CASH ACCT	CHECK NO	ISSUE DT	VENDOR	NAME	BUDGET CODE	ACCNT	DESCRIPTION	SALES TAX	AMOUNT
A101.00	384887	12/31/21	32966	KINNECT ENERGY, INC	015298100000000	440	HL - NOV21 SERVICES	0.00	4,018.21
A101.00	384887	12/31/21	32966	KINNECT ENERGY, INC	010208100000000	440	VV - NOV21 SERVICES	0.00	9,907.50
A101.00	384887	12/31/21	32966	KINNECT ENERGY, INC	010088100000000	440	ECC - NOV21 SERVICE	0.00	10,879.34
A101.00	384887	12/31/21	32966	KINNECT ENERGY, INC	010198100000000	440	SV - NOV21 SERVICES	0.00	13,028.95
A101.00	384887	12/31/21	32966	KINNECT ENERGY, INC	015338100000000	440	ND - NOV21 SERVICES	0.00	82.63
A101.00	384887	12/31/21	32966	KINNECT ENERGY, INC	010088100000000	440	ECC - NOV21 SERVICE	0.00	292.95
TOTAL CHECK									77,551.16
A101.00	384888	12/31/21	21327	LANGUAGE LINE SERVI	010058100000000	320	NOV21 INTERPRETER	0.00	13,944.53
A101.00	384889	12/31/21	33355	LISA ROSE	010212110000000	460	RETURNED BOOKS REFU	0.00	205.95
A101.00	384890	12/31/21	32990	LUMEN TECHNOLOGIES	010056200000000	320	DO 11/12/21-12/11/2	0.00	1,783.99
A101.00	384891	12/31/21	10090	MACKIN EDUCATIONAL	010056207950000	470	BOOKS FOR EHS	0.00	511.61
A101.00	384893	12/31/21	14980	MASBO	010051100000000	366	2022 MASBO VIRTUAL	0.00	125.00
A101.00	384893	12/31/21	14980	MASBO	010051100000000	366	2022 MASBO VIRTUAL	0.00	125.00
A101.00	384893	12/31/21	14980	MASBO	010051100000000	366	2022 MASBO VIRTUAL	0.00	375.00
TOTAL CHECK									
A101.00	384894	12/31/21	33357	MAXIM HEALTHCARE SE	010054167400000	394	NURSE DURING SCHOOL	0.00	3,080.00
A101.00	384895	12/31/21	09167	MENARDS - GOLDEN VA	010198100000810	401	PARTS FOR BLEACHERS	0.00	49.34
A101.00	384895	12/31/21	09167	MENARDS - GOLDEN VA	010088100000000	401	PLUMBING SUPPLIES	0.00	28.13
TOTAL CHECK									77.47
A101.00	384896	12/31/21	30024	MENARDS - EDEN PRAI	010208100000000	401	REPAIR HARDWARE	0.00	65.99
A101.00	384896	12/31/21	30024	MENARDS - EDEN PRAI	010218100000820	401	EHS - GAS	0.00	35.91
A101.00	384896	12/31/21	30024	MENARDS - EDEN PRAI	010208100000000	401	MISC HARDWARE	0.00	155.78
A101.00	384896	12/31/21	30024	MENARDS - EDEN PRAI	010088100000820	401	ECC - LATCH KIT	0.00	6.28
A101.00	384896	12/31/21	30024	MENARDS - EDEN PRAI	010097607200000	402	HARDWARE	0.00	23.91
TOTAL CHECK									287.87
A101.00	384897	12/31/21	22660	MIDWEST BUS PARTS I	010097607200000	402	HEATER MOTOR	0.00	602.70
A101.00	384897	12/31/21	22660	MIDWEST BUS PARTS I	010097607200000	402	BRAKE PADS	0.00	612.18
A101.00	384897	12/31/21	22660	MIDWEST BUS PARTS I	010097607200000	402	CALPIER BOLTS	0.00	105.16
A101.00	384897	12/31/21	22660	MIDWEST BUS PARTS I	010097607200000	402	SEALS	0.00	163.84
TOTAL CHECK									1,483.88
A101.00	384898	12/31/21	21406	MINNESOTA SCHOOL EM	01	L215.08	UNION DUES W/HOLDIN	0.00	1,216.52
A101.00	384899	12/31/21	04876	MINVALCO INC	010218100000000	401	VAV HEAT VALVE	0.00	219.20
A101.00	384900	12/31/21	18615	NAC	010058100000000	305	HL-FALL CHILLER MAI	0.00	1,225.00
A101.00	384900	12/31/21	18615	NAC	010058100000000	305	SV-FALL CHILLER MAI	0.00	2,375.00
TOTAL CHECK									3,600.00
A101.00	384901	12/31/21	27482	NATIONAL INSURANCE	01	L215.40	VOL AD&D EMP W/H	0.00	3,357.70
A101.00	384901	12/31/21	27482	NATIONAL INSURANCE	01	L215.30	CURRENT EMP LIFE/AD	0.00	16,208.94
A101.00	384901	12/31/21	27482	NATIONAL INSURANCE	010052037970000	291	COBRA/RETIREE	0.00	4,670.38
A101.00	384901	12/31/21	27482	NATIONAL INSURANCE	01	L215.30	LTD DISTRICT W/H	0.00	17,713.96

SOURCEWELL TECHNOLOGY
 DATE: 01/04/2022
 TIME: 07:10:18

PAGE NUMBER: 29
 ACCTPAZI

EDIMA - LIVE
 CHECK REGISTER - BY FUND

SELECTION CRITERIA: transact.yr='22' and transact.period='6'
 ACCOUNTING PERIOD: 6/22

FD - 01 - GENERAL

CASH ACCT	CHECK NO	ISSUE DT	VENDOR	NAME	BUDGET CODE	ACCT	DESCRIPTION	SALES TAX	AMOUNT
TOTAL CHECK									
A101.00	384902	12/31/21	18489	NCPERS GROUP LIFE I 01		L215.40	EMPLOYEE W/HOLDING	0.00	41,950.98
A101.00	384903	12/31/21	04661	OFFICE DEPOT INC	01019050000000	401	TARDY PASSES	0.00	32.00
A101.00	384903	12/31/21	04661	OFFICE DEPOT INC	01019050000000	401	TARDY PASSES CUTTING	0.00	104.25
A101.00	384903	12/31/21	04661	OFFICE DEPOT INC	01019050000000	401	ADMIT PASSES	0.00	18.90
TOTAL CHECK								0.00	160.75
A101.00	384905	12/31/21	22617	PETERSON COMPANIES	01526865384000	520	CC-SOD FOR PLAY ARE	0.00	283.90
A101.00	384905	12/31/21	22617	PETERSON COMPANIES	01526865384000	520	CC-MISC MATERIALS	0.00	3,160.36
A101.00	384905	12/31/21	22617	PETERSON COMPANIES	01526865384000	520	CC-MISC MATERIALS	0.00	698.50
TOTAL CHECK								0.00	775.50
A101.00	384906	12/31/21	15331	PRAIRIE ELECTRIC CO	01021810000000	350	CAFETERIA LIGHTING	0.00	4,634.36
A101.00	384907	12/31/21	05932	PRO-ED	01529402740000	433	#20110 - BASIC PICT	0.00	375.00
A101.00	384907	12/31/21	05932	PRO-ED	01529403740000	433	#20110 - BASIC PICT	0.00	81.00
A101.00	384907	12/31/21	05932	PRO-ED	01529402740000	433	ESTIMATED SHIPPING/	0.00	81.00
A101.00	384907	12/31/21	05932	PRO-ED	01529403740000	433	ESTIMATED SHIPPING/	0.00	8.10
TOTAL CHECK								0.00	8.10
A101.00	384909	12/31/21	06922	SCHOOL SERVICE EMPL 01		L215.08	UNION DUES W/HOLDIN	0.00	178.20
A101.00	384910	12/31/21	32832	SCHOOL SPECIALTY, L	01532212000000	430	ON LINE ART ORDER F	0.00	2,890.85
A101.00	384910	12/31/21	32832	SCHOOL SPECIALTY, L	01529212000000	430	ART SUPPLIES	0.00	11.42
A101.00	384910	12/31/21	32832	SCHOOL SPECIALTY, L	01529212000000	430	ART SUPPLIES	0.00	22.84
A101.00	384910	12/31/21	32832	SCHOOL SPECIALTY, L	01529212000000	430	ART SUPPLIES	0.00	39.97
TOTAL CHECK								0.00	121.07
A101.00	384912	12/31/21	26581	THE MCDOWELL AGENCY 01		L215.03	BKGD CHK-EPS EMPLOY	0.00	195.30
A101.00	384912	12/31/21	26581	THE MCDOWELL AGENCY	01005105000000	305	BKGD CHK-STUD TEACH	0.00	221.30
A101.00	384912	12/31/21	26581	THE MCDOWELL AGENCY	01005105000000	305	BKGD CHK-PARENT VOL	0.00	30.00
TOTAL CHECK								0.00	490.00
A101.00	384913	12/31/21	33356	THEODORE RAGUS	01021211000000	460	MISSING BOOK REFUND	0.00	741.30
A101.00	384914	12/31/21	23013	UNIVERSITY LANGUAGE	01005219317000	358	INTERPRETER-ML	0.00	49.95
A101.00	384914	12/31/21	23013	UNIVERSITY LANGUAGE	01005219317000	358	INTERPRETER-ML	0.00	82.50
A101.00	384914	12/31/21	23013	UNIVERSITY LANGUAGE	01005219317000	358	INTERPRETER-ML	0.00	161.76
A101.00	384914	12/31/21	23013	UNIVERSITY LANGUAGE	01005420740000	358	INTERPRETER-SPED	0.00	165.00
A101.00	384914	12/31/21	23013	UNIVERSITY LANGUAGE	01005420740000	358	INTERPRETER-SPED	0.00	165.00
A101.00	384914	12/31/21	23013	UNIVERSITY LANGUAGE	01005219317000	358	INTERPRETER-ML	0.00	180.00
A101.00	384914	12/31/21	23013	UNIVERSITY LANGUAGE	01005219317000	358	INTERPRETER-ML	0.00	186.72
A101.00	384914	12/31/21	23013	UNIVERSITY LANGUAGE	01005219317000	358	INTERPRETER-ML	0.00	187.28
A101.00	384914	12/31/21	23013	UNIVERSITY LANGUAGE	01005420740000	358	INTERPRETER-SPED	0.00	189.52
A101.00	384914	12/31/21	23013	UNIVERSITY LANGUAGE	01005420740000	358	INTERPRETER-SPED	0.00	189.52
A101.00	384914	12/31/21	23013	UNIVERSITY LANGUAGE	01005420740000	358	INTERPRETER-SPED	0.00	190.08
A101.00	384914	12/31/21	23013	UNIVERSITY LANGUAGE	01005420740000	358	INTERPRETER-SPED	0.00	191.20
A101.00	384914	12/31/21	23013	UNIVERSITY LANGUAGE	01005219317000	358	INTERPRETER-ML	0.00	191.76
TOTAL CHECK								0.00	2,080.34
A101.00	384915	12/31/21	32825	VENT GUYS INC	01021810000000	350	DRYER VENT CLEAN (3	0.00	645.00

SOURCEWELL TECHNOLOGY
 DATE: 01/04/2022
 TIME: 07:10:18

EDINA - LIVE
 CHECK REGISTER - BY FUND

PAGE NUMBER: 30
 ACCTPA21

SELECTION CRITERIA: transact.yr='22' and transact.period='6'
 ACCOUNTING PERIOD: 6/22

FD - 01 - GENERAL

CASH ACCT	CHECK NO	ISSUE DT	VENDOR	NAME	BUDGET CODE	ACCNT	----	DESCRIPTION	----	SALES TAX	AMOUNT
A101.00	384916	12/31/21	28236	VERTICAL SCHOOL PAR	01009760720000	405		CONTRACT RENEW 21-2		0.00	2,272.00
A101.00	384917	12/31/21	30692	VIDEO SERVICES, INC	01019865369000	520		POOL SOUND SYSTEM -		0.00	71,086.72
A101.00	384918	12/31/21	05410	XCEL ENERGY	01021810000000	330		EHS 10/20/21-11/19/		0.00	20,966.57
A101.00	V16730	12/01/21	E21628	VENISHA L BAHR	01528620000000	470		LIBRARY BOOKS		0.00	100.68
A101.00	V16730	12/01/21	E21628	VENISHA L BAHR	01528620000000	401		LIBRARY SUPPLIES		0.00	9.99
	TOTAL CHECK									0.00	110.67
A101.00	V16731	12/01/21	E12772	GRETCHEN L BRANDT	01020291000000	490		TOOTSIE POPS		0.00	14.99
A101.00	V16732	12/01/21	E21038	SHANNON MCGUIRE CAS	01533640316000	401		COFFEE CART		0.00	53.85
A101.00	V16733	12/01/21	E15078	RA CHHOTH	01005110000902	299		TECH ALLOWANCE		0.00	159.99
A101.00	V16734	12/01/21	E11637	ADAM P DUFFY	01005630000000	320		NOV21 CELL PHONE		0.00	65.00
A101.00	V16735	12/01/21	E11348	HEATHER A EDAM	01527203000055	401		CLASSROOM SUPPLIES		0.00	172.69
A101.00	V16736	12/01/21	E15185	NICHOLAS J GAUDETTE	01021258000252	350		STRINGS REPLACEMENT		0.00	54.00
A101.00	V16737	12/01/21	E15489	AUSTIN G HOCHSTETLE	01005420419640	366		MASE CONFERENCE		0.00	128.80
A101.00	V16738	12/01/21	E14235	AIMEE A HORSTMAN OL	01526203000000	401		EQUITY TEAM POSTERS		0.00	50.00
A101.00	V16739	12/01/21	E6627	JENNIFER A JOHNSON	01021050000000	320		JUN-NOV21 CELL PHON		0.00	390.00
A101.00	V16740	12/01/21	E14116	THOMAS J JOHNSTON	01005630000000	320		NOV21 CELL PHONE		0.00	65.00
A101.00	V16740	12/01/21	E14116	THOMAS J JOHNSTON	01005630000000	366		NOV21 MILEAGE		0.00	3.36
	TOTAL CHECK									0.00	68.36
A101.00	V16742	12/01/21	E10299	NICOLE S MCCLURE	01528203000096	433		AAR CLASS SUPPLIES		0.00	17.95
A101.00	V16743	12/01/21	E10296	NDEYE KANY SECK	01533640316000	490		MUFFINS FOR CART		0.00	23.97
A101.00	V16745	12/01/21	E5184	NORMAN F VANDERLIND	01008810000000	320		OCT-NOV21 CELL PHON		0.00	105.10
A101.00	V16746	12/08/21	E21621	CHANDREYEE BASU THA	01527203000000	366		NOV21 MILEAGE		0.00	25.20
A101.00	V16751	12/08/21	E11091	SHAWN G DRAVES	01021810000000	320		OCT21 CELL PHONE		0.00	27.68
A101.00	V16752	12/08/21	E15185	NICHOLAS J GAUDETTE	01021258000252	430		SHEET MUSIC PLUS		0.00	37.98
A101.00	V16752	12/08/21	E15185	NICHOLAS J GAUDETTE	01021640316000	366		MMEA WINTER CONF		0.00	140.00
	TOTAL CHECK									0.00	177.98
A101.00	V16753	12/08/21	E14117	ERIC D HAMILTON	01005810000000	320		NOV21 CELL PHONE		0.00	25.00
A101.00	V16762	12/08/21	E8056	KORY M SMITH	01005810000000	320		NOV21 CELL PHONE		0.00	65.00
A101.00	V16763	12/08/21	E9426	TROY STEIN	01005292000000	366		AUG-NOV21 MILEAGE		0.00	311.36

SOURCEWELL TECHNOLOGY
 DATE: 01/04/2022
 TIME: 07:10:18

EDINA - LIVE
 CHECK REGISTER - BY FUND

PAGE NUMBER: 31
 ACCTPAZ1

SELECTION CRITERIA: transact.yf='22' and transact.period='6'
 ACCOUNTING PERIOD: 6/22

FD - 01 - GENERAL

CASH ACCT	CHECK NO	ISSUE DT	VENDOR	NAME	BUDGET CODE	ACCNT	----	DESCRIPTION	----	SALES TAX	AMOUNT
A101.00	V16764	12/08/21	E11859	JANEL M WEILAND	01005605335000	366		TRAINING: C&P SOLUT		0.00	395.00
A101.00	V16765	12/08/21	E21192	MOLLY K KUFFEL	01529203000000	460		CLASSROOM BOOKS		0.00	177.44
A101.00	V16766	12/08/21	E21657	TIMOTHY ZEMLIN	01020258000251	401		CLASSROOM SUPPLIES		0.00	27.98
A101.00	V16767	12/15/21	E20029	PETER M BLACKWELL	01005630000000	320		AUG-DEC21 CELL PHON		0.00	199.62
A101.00	V16768	12/15/21	E21656	WHITNEY BRAUCHLA	01019211000000	490		MTG REFRESHMENTS		0.00	69.10
A101.00	V16768	12/15/21	E21656	WHITNEY BRAUCHLA	01005720000000	320		AUG-OCT21 CELL PHON		0.00	195.00
	TOTAL CHECK									0.00	264.10
A101.00	V16769	12/15/21	E7011	MARK A DEYOUNG	01526050000000	320		OCT-NOV21 CELL PHON		0.00	130.00
A101.00	V16770	12/15/21	E12245	MATTHEW E GABRIELSO	01021292000000	401		COACH ASSOCIATION		0.00	70.00
A101.00	V16770	12/15/21	E12245	MATTHEW E GABRIELSO	01021294000653	430		XC WRISTBANDS		0.00	318.00
	TOTAL CHECK									0.00	388.00
A101.00	V16771	12/15/21	E10927	LISA C HANSON	01021211302000	530		SHELVES - CAPITAL		0.00	179.96
A101.00	V16772	12/15/21	E13763	JULIE M GABRIELSON	01005850000830	320		DEC21 CELL PHONE		0.00	13.00
A101.00	V16773	12/15/21	E14864	BRENT C KALEY	01005810000000	320		JUN-OCT21 CELL PHON		0.00	247.31
A101.00	V16774	12/15/21	E14842	MOLLIE M KAPING	01005420419000	366		NOV21 MILEAGE		0.00	27.66
A101.00	V16775	12/15/21	E9786	JEFFREY S KRAUSE	01021260000000	430		LAB SUPPLIES		0.00	48.90
A101.00	V16776	12/15/21	E10299	NICOLE S MCCLURE	01528203000096	401		MARSHMELLOW GUN		0.00	22.74
A101.00	V16777	12/15/21	E21677	LAURIE MCKAY	01534050000000	401		STANDING FLOOR MAT		0.00	39.97
A101.00	V16778	12/15/21	E11519	CHERYL L PARISH	01005420419000	366		SEP-NOV21 MILEAGE		0.00	123.48
A101.00	V16779	12/15/21	E9834	MICHAEL T PRETASKY	01021050000000	320		JUN-NOV21 CELL PHON		0.00	390.00
A101.00	V16780	12/15/21	E12494	DANA M ROTH	01019250000000	430		FACS SUPPLIES		0.00	309.81
A101.00	V16781	12/15/21	E21646	KATE TROSKEY	01005420419000	366		SEP-NOV21 MILEAGE		0.00	52.81
A101.00	V16782	12/15/21	E14104	EMILEE K VAN DE LA	01529212000000	430		ART SUPPLIES		0.00	26.19
A101.00	V16782	12/15/21	E14104	EMILEE K VAN DE LA	01529203000000	460		CLASSROOM BOOKS		0.00	29.31
A101.00	V16782	12/15/21	E14104	EMILEE K VAN DE LA	01529203000000	430		CLASSROOM SUPPLIES		0.00	30.86
A101.00	V16782	12/15/21	E14104	EMILEE K VAN DE LA	01529203000000	401		CLASSROOM SUPPLIES		0.00	17.98
	TOTAL CHECK									0.00	104.34
A101.00	V16783	12/15/21	E12514	MICHAEL L WALKER	01005630000000	366		AUG-NOV21 MILEAGE		0.00	194.21
A101.00	V16784	12/15/21	E13518	CHARLES K WEISE	01019211000096	820		MNEA/NBA ACTIVE DUE		0.00	200.00
A101.00	V16784	12/15/21	E13518	CHARLES K WEISE	01005605335000	366		MNEA MIDWEST CLINIC		0.00	140.00
	TOTAL CHECK									0.00	340.00

SOURCEWELL TECHNOLOGY
 DATE: 01/04/2022
 TIME: 07:10:18

EDINA - LIVE
 CHECK REGISTER - BY FUND

PAGE NUMBER: 32
 ACCTPAZI

SELECTION CRITERIA: transact.yr='22' and transact.period='6'
 ACCOUNTING PERIOD: 6/22

FD - 01 - GENERAL

CASH ACCT	CHECK NO	ISSUE DT	VENDOR	NAME	BUDGET CODE	ACCT	----	DESCRIPTION	----	SALES TAX	AMOUNT
A101.00	V16785	12/15/21	E20796	HEATHER C ZISKOVSKY	01527203000052	401		CLASSROOM SUPPLIES		0.00	112.94
A101.00	V16786	12/21/21	E21665	ADELINE APERS	01533230000096	305		ND FRENCH INTERN PA		0.00	310.00
A101.00	V16787	12/21/21	E21667	JUSTINE BRISSON	01533230000096	305		ND FRENCH INTERN PA		0.00	310.00
A101.00	V16788	12/21/21	E21097	ANNA CALIPEL	01533230000096	305		ND FRENCH INTERN PA		0.00	310.00
A101.00	V16789	12/21/21	E6966	JASON J CARR	01019255000000	430		CLASSROOM SUPPLIES		0.00	127.27
A101.00	V16790	12/21/21	E14643	LORI J CARTER	01019211000000	401		ADVISORY ACTIVITIES		0.00	507.14
A101.00	V16791	12/21/21	E21668	ALIZEE CHAMPIOT	01533230000096	305		ND FRENCH INTERN PA		0.00	310.00
A101.00	V16792	12/21/21	E15078	RA CHHOTH	01005110000000	320		DEC21 CELL PHONE		0.00	65.00
A101.00	V16793	12/21/21	E21771	LENNIE CLEMENT	01020230000096	305		VV FRENCH INTERN PA		0.00	310.00
A101.00	V16794	12/21/21	E12787	BRUCE W COLES	01005630000000	320		SEP-DEC21 CELL PHON		0.00	260.00
A101.00	V16794	12/21/21	E12787	BRUCE W COLES	01005630000000	366		SEP-DEC21 MILEAGE		0.00	46.26
	TOTAL CHECK									0.00	306.26
A101.00	V16795	12/21/21	E9407	BRETT COPE	01005810000000	320		NOV-DEC21 CELL PHON		0.00	70.00
A101.00	V16796	12/21/21	E21676	MOHAMEDAMIN DAMEZ	01020230000096	305		EHS FRENCH INTERN P		0.00	310.00
A101.00	V16797	12/21/21	E11091	SHAWN G DRAVES	01021810000000	320		NOV21 CELL PHONE		0.00	27.68
A101.00	V16798	12/21/21	E11252	MELISSA A ELLIS	01528203000096	490		WINTER PARTY SNACKS		0.00	43.94
A101.00	V16799	12/21/21	E21675	JUSTIN GARCIA	01020230000096	305		EHS FRENCH INTERN P		0.00	310.00
A101.00	V16800	12/21/21	E21770	ALICIA HERUBEL	01533230000096	305		ND FRENCH INTERN PA		0.00	310.00
A101.00	V16801	12/21/21	E21107	PAULINE KREMER	01533230000096	305		ND FRENCH INTERN PA		0.00	310.00
A101.00	V16802	12/21/21	E21674	SACHA MANCEAUX	01020230000096	305		VV FRENCH INTERN PA		0.00	310.00
A101.00	V16803	12/21/21	E11688	KATHRYN H MASTERMAN	01005630000000	366		OCT-NOV21 MILEAGE		0.00	45.58
A101.00	V16804	12/21/21	E21784	LOLITA MOREL	01533230000096	305		ND FRENCH INTERN PA		0.00	310.00
A101.00	V16805	12/21/21	E5899	THERESA MARIE MYRE	01005203797000	291		SUPPLEMENT REIMB		0.00	153.00
A101.00	V16805	12/21/21	E5899	THERESA MARIE MYRE	01005203797000	291		MEDICARE REIMB		0.00	445.50
	TOTAL CHECK									0.00	598.50
A101.00	V16806	12/21/21	E15447	GREGORY J PAFKO	01005810000000	320		SEP-NOV21 CELL PHON		0.00	175.87
A101.00	V16807	12/21/21	E21887	POLLY PAMPUSCH	01529203000000	401		CLASSROOM SUPPLIES		0.00	192.48
A101.00	V16807	12/21/21	E21887	POLLY PAMPUSCH	01534203000000	401		EVA SUPPLIES		0.00	192.49
	TOTAL CHECK									0.00	384.97

SOURCEWELL TECHNOLOGY
 DATE: 01/04/2022
 TIME: 07:10:18

SELECTION CRITERIA: transact.yf='22' and transact.period='6'
 ACCOUNTING PERIOD: 6/22

EDINA - LIVE
 CHECK REGISTER - BY FUND

PAGE NUMBER: 33
 ACCTPAZ1

FD - 01 - GENERAL

CASH ACCT	CHECK NO	ISSUE DT	VENDOR	NAME	BUDGET CODE	ACCT	----	DESCRIPTION	----	SALES TAX	AMOUNT
A101.00	V16808	12/21/21	E21673	ROMANE PEJOUX	01533230000096	305		ND FRENCH INTERN PA		0.00	310.00
A101.00	V16809	12/21/21	E21783	GAELE PENGRECH	01533230000096	305		ND FRENCH INTERN PA		0.00	310.00
A101.00	V16810	12/21/21	E21105	MARGOT PUERTOLAS	01533230000096	305		ND FRENCH INTERN PA		0.00	310.00
A101.00	V16811	12/21/21	E21664	JULIETTE RIBOULET	01533230000096	305		ND FRENCH INTERN PA		0.00	310.00
A101.00	V16812	12/21/21	E5755	TIMOTHY J RODEN	01005810000000	320		DEC21 CELL PHONE		0.00	65.00
A101.00	V16813	12/21/21	E21101	LEA SEQUIER	01533230000096	305		ND FRENCH INTERN PA		0.00	310.00
A101.00	V16814	12/21/21	E21764	DAAN VANTIL	01533230000096	305		ND FRENCH INTERN PA		0.00	310.00
A101.00	V16815	12/21/21	E21669	LAURA VOULGRE	01533230000096	305		ND FRENCH INTERN PA		0.00	310.00
A101.00	V16816	12/21/21	E14504	EMILY KRISTINE WAAG	01529203000000	430		MATH AID SUPPLIES		0.00	70.17
A101.00	V16817	12/31/21	E14106	DANIEL N BARTLETT	01019050000000	490		MEETING TREAT: DONU		0.00	92.00
A101.00	V16818	12/31/21	E21621	CHANDREYEE BASU THA	01527203000000	366		DEC21 MILEAGE		0.00	26.60
A101.00	V16820	12/31/21	E11637	ADAM P DUFFY	01005630000000	320		DEC21 CELL PHONE		0.00	65.00
A101.00	V16821	12/31/21	E14117	ERIC D HAMILTON	01005810000000	366		NOV-DEC21 MILEAGE		0.00	78.46
A101.00	V16821	12/31/21	E14117	ERIC D HAMILTON	01005810000000	320		DEC21 CELL PHONE		0.00	25.00
	TOTAL CHECK									0.00	103.46
A101.00	V16823	12/31/21	E15489	AUSTIN G HOCHSTETLE	01005720000000	320		SEP21 CELL PHONE		0.00	45.34
A101.00	V16823	12/31/21	E15489	AUSTIN G HOCHSTETLE	01005720000000	320		OCT21 CELL PHONE		0.00	45.34
A101.00	V16823	12/31/21	E15489	AUSTIN G HOCHSTETLE	01005720000000	320		NOV21 CELL PHONE		0.00	65.00
	TOTAL CHECK									0.00	155.68
A101.00	V16824	12/31/21	E14116	THOMAS J JOHNSTON	01005630000000	320		DEC21 CELL PHONE		0.00	65.00
A101.00	V16824	12/31/21	E14116	THOMAS J JOHNSTON	01005630000000	366		DEC21 MILEAGE		0.00	13.22
	TOTAL CHECK									0.00	78.22
A101.00	V16826	12/31/21	E21237	MASON DANIEL LINDLE	01005630000000	366		SEP21 MILEAGE		0.00	20.89
A101.00	V16826	12/31/21	E21237	MASON DANIEL LINDLE	01005630000000	366		OCT21 MILEAGE		0.00	30.86
A101.00	V16826	12/31/21	E21237	MASON DANIEL LINDLE	01005630000000	366		NOV21 MILEAGE		0.00	37.02
	TOTAL CHECK									0.00	88.77
A101.00	V16827	12/31/21	E13348	NATHANIEL M LINDLEY	01005630000000	366		SEP-NOV21 MILEAGE		0.00	24.05
A101.00	V16827	12/31/21	E13348	NATHANIEL M LINDLEY	01005630000000	320		SEP-NOV21 CELL PHON		0.00	195.00
	TOTAL CHECK									0.00	219.05
A101.00	V16828	12/31/21	E15221	HAWLEY M MATHIESON	01005420419000	366		AUG-SEP21 MILEAGE		0.00	73.70
A101.00	V16828	12/31/21	E15221	HAWLEY M MATHIESON	01005420419000	366		OCT-NOV21 MILEAGE		0.00	77.00
A101.00	V16828	12/31/21	E15221	HAWLEY M MATHIESON	01005420419000	366		DEC21 MILEAGE		0.00	31.53
	TOTAL CHECK									0.00	182.23

SOURCEWELL TECHNOLOGY
 DATE: 01/04/2022
 TIME: 07:10:18

EDINA - LIVE
 CHECK REGISTER - BY FUND

PAGE NUMBER: 34
 ACCTPAZ1

SELECTION CRITERIA: transact.yr='22' and transact.period='6'
 ACCOUNTING PERIOD: 6/22

FD - 01 - GENERAL									
CASH ACCT	CHECK NO	ISSUE DT	VENDOR	NAME	BUDGET CODE	ACCNT	DESCRIPTION	SALES TAX	AMOUNT
A101.00	V16829	12/31/21	E11026	DANYEL M MATTSON	01019211000000	490	MARSHMALLOWS	0.00	9.52
A101.00	V16830	12/31/21	E21575	NATASHA L MONSAAS D	01005630000000	320	SEP-DEC21 CELL PHON	0.00	260.00
A101.00	V16831	12/31/21	E11285	MATTHEW J PEARSON	01019291000256	401	FALL PLAY SUPPLIES	0.00	76.32
A101.00	V16834	12/31/21	E20683	JOHN A TOOP	01005110000000	320	JUL-DEC21 CELL PHON	0.00	383.58
TOTAL CASH ACCOUNT									2,389,029.91
TOTAL FUND									2,389,029.91

SOURCEWELL TECHNOLOGY
 DATE: 01/04/2022
 TIME: 07:10:18

EDINA - LIVE
 CHECK REGISTER - BY FUND

PAGE NUMBER: 35
 ACCTPAZI

SELECTION CRITERIA: transact.yr='22' and transact.period='6'
 ACCOUNTING PERIOD: 6/22

FD - 02 - FOOD SERVICES

CASH ACCT	CHECK NO	ISSUE DT	VENDOR	NAME	BUDGET CODE	ACCT	----	DESCRIPTION	----	SALES TAX	AMOUNT
A101.00	384528	12/08/21	33331	CHANGUYUE LUO	02005770701000	R601		LUNCH ACCT REFUND		0.00	173.65
A101.00	384668	12/15/21	33341	IN-LIN TUAN	02005770701000	R601		LUNCH ACCT REFUND		0.00	62.65
A101.00	384731	12/21/21	27269	CHARTWELLS DINING S	02005770701000	305		NOV21 OTHER ALA CAR		0.00	26,486.10
A101.00	384731	12/21/21	27269	CHARTWELLS DINING S	02005770705000	305		NOV21 SSO BREAKFAST		0.00	38,212.10
A101.00	384731	12/21/21	27269	CHARTWELLS DINING S	02005770701000	305		NOV21 SSO LUNCH		0.00	199,753.37
A101.00	384731	12/21/21	27269	CHARTWELLS DINING S	02005770705000	299		MGMT FRINGE-NOV21 B		0.00	1,930.09
A101.00	384731	12/21/21	27269	CHARTWELLS DINING S	02005770705000	305		MGMT LABOR-NOV21 BK		0.00	5,605.61
A101.00	384731	12/21/21	27269	CHARTWELLS DINING S	02005770701000	305		MGMT LABOR-NOV21 LU		0.00	10,881.49
A101.00	384731	12/21/21	27269	CHARTWELLS DINING S	02005770701000	299		MGMT FRINGE-NOV21 L		0.00	3,776.05
A101.00	384731	12/21/21	27269	CHARTWELLS DINING S	02005770701000	305		NOV21 HOME LUN MILK		0.00	1,151.00
A101.00	384731	12/21/21	27269	CHARTWELLS DINING S	02005770701000	305		EPS CREDIT BBOX		0.00	-15,895.62
A101.00	384731	12/21/21	27269	CHARTWELLS DINING S	02005770701000	305		EPS CREDIT DOD		0.00	-1,347.90
TOTAL CHECK										0.00	270,552.29
A101.00	384790	12/21/21	33352	MICHAEL NEGRON	02005770701000	R601		LUNCH ACCT REFUNDS		0.00	226.30
A101.00	384843	12/31/21	30858	ANASTASIE GREGOIRE	02005770701000	R601		LUNCH ACCT REFUND		0.00	250.00
A101.00	384857	12/31/21	32091	COMMERCIAL KITCHEN	02529770701000	530		HL-GAS OVEN REPLACE		0.00	11,944.85
TOTAL CASH ACCOUNT										0.00	283,209.74
TOTAL FUND										0.00	283,209.74

SOURCEWELL TECHNOLOGY
 DATE: 01/04/2022
 TIME: 07:10:18

EDINA - LIVE
 CHECK REGISTER - BY FUND

PAGE NUMBER: 36
 ACCTPAZI

SELECTION CRITERIA: transact.yr='22' and transact.period='6'
 ACCOUNTING PERIOD: 6/22

FD - 04 - COMMUNITY SERVICE FUND

CASH ACCT	CHECK NO	ISSUE DT	VENDOR	NAME	BUDGET CODE	ACCT	DESCRIPTION	SALES TAX	AMOUNT
A101.00	384434	12/01/21	26401	ABLE DELUXE TECHNOL	04005590321502	305	MEMBER LISTING	0.00	40.00
A101.00	384454	12/01/21	30056	FUN ENGINEERZ LLC	04005585332000	305	927-11	0.00	570.00
A101.00	384463	12/01/21	27194	INGINA LLC	04005585332000	305	927-11/12/14, 1101-	0.00	6,296.25
A101.00	384472	12/01/21	33253	KIRSTIN HUEPENBECKE	04008505321502	305	1011-901, 1115-901	0.00	175.00
A101.00	384476	12/01/21	14105	MCEA	04005505321000	366	V BURKE FULL CONF	0.00	339.00
A101.00	384477	12/01/21	21154	KATHERINE MCGRAW	04008505321503	305	906-202/204/200, 91	0.00	1,778.00
A101.00	384494	12/01/21	31434	SELEN OZAKHUN	04008505321502	305	1011-602	0.00	15.00
A101.00	384499	12/01/21	20097	UPPER LAKES FOODS I	04529570321000	490	KC SNACKS	0.00	853.85
A101.00	384503	12/08/21	31949	ABBE BLACKER	04008505321502	305	920-208/209, 1027-3	0.00	1,190.00
A101.00	384525	12/08/21	33333	CAROLINE ULLOM	04008505321502	305	1025-801	0.00	617.40
A101.00	384540	12/08/21	22631	EDINBOROUGH PARK	04008505321503	370	OCT/NOV/DEC POOL RE	0.00	2,470.00
A101.00	384542	12/08/21	02490	FOLLETT SCHOOL SOLU	04001590351000	460	AA-FY2122 TXTBK 735	0.00	94.50
A101.00	384561	12/08/21	12665	JESSEN PRESS INC	04005585362502	401	BUSINESS CARDS-Z.K.	0.00	43.50
A101.00	384577	12/08/21	32587	MATH ADVANTAGE TUT	04005585332000	305	1101-05/06, 913-33	0.00	2,340.00
A101.00	384580	12/08/21	04485	MCGRAW-HILL SCHOOL	04001590351000	460	AVAIL - 2122-807	0.00	171.90
A101.00	384589	12/08/21	30174	MIKKONEN MUSIC LLC	04005585332000	305	NOV MUSIC	0.00	6,862.50
A101.00	384608	12/08/21	32612	PROJECT LEAD THE WA	04007590351000	460	220-7168 LAUNCH I.5	0.00	603.00
A101.00	384617	12/08/21	28683	SHARON SEBRING	04008505321503	305	920-201/200	0.00	457.80
A101.00	384628	12/08/21	26346	TERRI VON FELDEN	04005585362501	305	LTD, 2ND HALF OF FA	0.00	465.20
A101.00	384631	12/08/21	27819	T-MOBILE	04005585362502	320	COMM ED - NOV21	0.00	6.08
A101.00	384631	12/08/21	27819	T-MOBILE	04526570321000	320	KC CC - NOV21	0.00	22.27
A101.00	384631	12/08/21	27819	T-MOBILE	04527570321000	320	KC CN - NOV21	0.00	22.27
A101.00	384631	12/08/21	27819	T-MOBILE	04528570321000	320	KC CS - NOV21	0.00	22.27
A101.00	384631	12/08/21	27819	T-MOBILE	04529570321000	320	KC HL - NOV21	0.00	22.27
A101.00	384631	12/08/21	27819	T-MOBILE	04533570321000	320	KC ND - NOV21	0.00	22.27
A101.00	384631	12/08/21	27819	T-MOBILE	04532570321000	320	KC CV - NOV21	0.00	22.27
A101.00	384631	12/08/21	27819	T-MOBILE	04005582344000	401	FAM CTR 2 - NOV21	0.00	40.18
TOTAL CHECK									
A101.00	384634	12/08/21	20097	UPPER LAKES FOODS I	04529570321000	490	KC SNACKS	0.00	1,232.24
A101.00	384634	12/08/21	20097	UPPER LAKES FOODS I	04533570321000	490	KC SNACKS	0.00	1,271.15
A101.00	384634	12/08/21	20097	UPPER LAKES FOODS I	04532570321000	490	KC SNACKS	0.00	578.71
A101.00	384634	12/08/21	20097	UPPER LAKES FOODS I	04533570321000	490	KC SNACKS	0.00	965.75

SOURCEWELL TECHNOLOGY
 DATE: 01/04/2022
 TIME: 07:10:18

EDINA - LIVE
 CHECK REGISTER - BY FUND

PAGE NUMBER: 37
 ACCTPAZ1

SELECTION CRITERIA: transact.yr='22' and transact.period='6'
 ACCOUNTING PERIOD: 6/22

FD - 04 - COMMUNITY SERVICE FUND

CASH ACCT	CHECK NO	ISSUE DT	VENDOR NAME	BUDGET CODE	ACCT	DESCRIPTION	SALES TAX	AMOUNT
A101.00	384634	12/08/21	UPPER LAKES FOODS I	04533570321000	490	KC SNACKS	0.00	1,172.99
	TOTAL CHECK						0.00	5,220.84
A101.00	384641	12/08/21	WIZEDUCATORS LLC	04005585332000	305	1004-11/12	0.00	1,732.50
A101.00	384674	12/15/21	JOAN NIMERFROH	04008505321503	305	906-709/711/712	0.00	2,177.00
A101.00	384683	12/15/21	MCEA	04005505321000	820	2022 MEMBERSHIP	0.00	1,633.00
A101.00	384688	12/15/21	MONICA MOHN	04008505321503	305	1129-701/702	0.00	191.10
A101.00	384688	12/15/21	MONICA MOHN	04008505321503	305	1011/701/702	0.00	501.90
	TOTAL CHECK						0.00	693.00
A101.00	384716	12/21/21	AMY HABEN	04008505321503	305	906-900	0.00	220.50
A101.00	384747	12/21/21	FITNESS BOOMERS	04005585332000	305	913-17/18/19/20/21	0.00	7,476.00
A101.00	384759	12/21/21	INGINA LLC	04005585332000	305	STEAM TEAM	0.00	7,776.30
A101.00	384765	12/21/21	JAN HAGERMAN	04008505321502	305	1206-802	0.00	318.50
A101.00	384776	12/21/21	KAY ZUCCARO	04008505321503	305	913-606/608/610/612	0.00	1,673.17
A101.00	384776	12/21/21	KAY ZUCCARO	04008505321503	305	913-600/601	0.00	2,665.60
	TOTAL CHECK						0.00	4,338.77
A101.00	384813	12/21/21	SAFEWAY DRIVING SCH	04005585332000	305	1129-01	0.00	7,800.00
A101.00	384829	12/21/21	THE BUG ZONE LLC	04526570321000	305	12/29 BUG GUY	0.00	415.00
A101.00	384835	12/21/21	UPPER LAKES FOODS I	04532570321000	490	KC SNACKS	0.00	716.80
A101.00	384835	12/21/21	UPPER LAKES FOODS I	04526570321000	490	KC SNACKS	0.00	862.20
A101.00	384835	12/21/21	UPPER LAKES FOODS I	04526570321000	490	KC SNACKS	0.00	892.82
A101.00	384835	12/21/21	UPPER LAKES FOODS I	04529570321000	490	KC SNACKS	0.00	931.93
A101.00	384835	12/21/21	UPPER LAKES FOODS I	04532570321000	490	KC SNACKS	0.00	952.12
A101.00	384835	12/21/21	UPPER LAKES FOODS I	04526570321000	490	KC SNACKS	0.00	959.62
A101.00	384835	12/21/21	UPPER LAKES FOODS I	04526570321000	490	KC SNACKS	0.00	1,008.66
A101.00	384835	12/21/21	UPPER LAKES FOODS I	04527570321000	490	KC SNACKS	0.00	1,155.94
A101.00	384835	12/21/21	UPPER LAKES FOODS I	04527570321000	490	KC SNACKS	0.00	1,432.50
	TOTAL CHECK						0.00	8,912.59
A101.00	384838	12/21/21	YOUTH ENRICHMENT LE	04005585332000	305	913-46/48	0.00	1,628.90
A101.00	384874	12/31/21	CHERYL B GUNNESS	04005585362502	490	CRISP&GREEN LUNCH	0.00	62.75
A101.00	V16741	12/01/21	ZEEBO BINKO KAROUSO	04005585362502	320	NOV21 CELL PHONE	0.00	54.25
A101.00	V16741	12/01/21	ZEEBO BINKO KAROUSO	04005585362502	366	NOV21 MILEAGE	0.00	6.38
	TOTAL CHECK						0.00	60.63
A101.00	V16744	12/01/21	COLLEEN V SIMMONS	04533570321000	401	KIDS CLUB SUPPLIES	0.00	6.39
A101.00	V16744	12/01/21	COLLEEN V SIMMONS	04533570321000	490	KIDS CLUB FOOD	0.00	26.47
	TOTAL CHECK						0.00	32.86

SOURCEWELL TECHNOLOGY
 DATE: 01/04/2022
 TIME: 07:10:18

EDINA - LIVE
 CHECK REGISTER - BY FUND

PAGE NUMBER: 38
 ACCTPA21

SELECTION CRITERIA: transact.yr='22' and transact.period='6'
 ACCOUNTING PERIOD: 6/22

FD - 04 - COMMUNITY SERVICE FUND

CASH ACCT	CHECK NO	ISSUE DT	VENDOR	NAME	BUDGET CODE	ACCNT	DESCRIPTION	SALES TAX	AMOUNT
A101.00	V16747	12/08/21	E15260	TAJTIANNA BELL	04005570321000	320	NOV21 CELL PHONE	0.00	65.00
A101.00	V16748	12/08/21	E21166	SIRI PRICE BLOCK	04005570321000	320	NOV21 CELL PHONE	0.00	65.00
A101.00	V16748	12/08/21	E21166	SIRI PRICE BLOCK	04005570321000	366	NOV21 MILEAGE	0.00	21.73
	TOTAL CHECK								86.73
A101.00	V16749	12/08/21	E21534	BRADLEY THOMAS BOBE	04005505321506	320	JUL-OCT21 CELL PHON	0.00	90.21
A101.00	V16750	12/08/21	E21663	NATALIE FRANCES CHU	04005590321000	401	CLASSROOM SUPPLIES	0.00	430.28
A101.00	V16754	12/08/21	E20647	RACHEL M HICKS	04005570321000	320	NOV21 CELL PHONE	0.00	65.00
A101.00	V16755	12/08/21	E20800	JARED D LITTLE	04005570321000	320	NOV21 CELL PHONE	0.00	65.00
A101.00	V16755	12/08/21	E20800	JARED D LITTLE	04005570321000	366	NOV21 MILEAGE	0.00	9.29
	TOTAL CHECK								74.29
A101.00	V16756	12/08/21	E21590	MATTHEW J LUX	04005570321000	366	AUG-NOV21 MILEAGE	0.00	43.74
A101.00	V16756	12/08/21	E21590	MATTHEW J LUX	04005570321000	320	SEP-NOV21 CELL PHON	0.00	105.00
	TOTAL CHECK								148.74
A101.00	V16757	12/08/21	E9204	PAUL MILLER	04005570321000	320	NOV21 CELL PHONE	0.00	65.00
A101.00	V16757	12/08/21	E9204	PAUL MILLER	04005570321000	366	NOV21 MILEAGE	0.00	40.43
	TOTAL CHECK								105.43
A101.00	V16758	12/08/21	E11585	TRENT J OSTMAN	04005570321000	320	OCT21 MILEAGE	0.00	9.07
A101.00	V16758	12/08/21	E11585	TRENT J OSTMAN	04005570321000	366	NOV21 MILEAGE	0.00	2.58
A101.00	V16758	12/08/21	E11585	TRENT J OSTMAN	04005570321000	320	OCT21 CELL PHONE	0.00	65.00
A101.00	V16758	12/08/21	E11585	TRENT J OSTMAN	04005570321000	320	NOV21 CELL PHONE	0.00	65.00
	TOTAL CHECK								141.65
A101.00	V16759	12/08/21	E12607	CHRISTINE E RINGGEN	04005570321000	320	NOV21 CELL PHONE	0.00	65.00
A101.00	V16759	12/08/21	E12607	CHRISTINE E RINGGEN	04005570321000	366	NOV21 MILEAGE	0.00	8.90
	TOTAL CHECK								73.90
A101.00	V16760	12/08/21	E9723	SERENITY SEBESTA	04005570321000	320	OCT21 CELL PHONE	0.00	65.00
A101.00	V16760	12/08/21	E9723	SERENITY SEBESTA	04005570321000	320	NOV21 CELL PHONE	0.00	65.00
	TOTAL CHECK								130.00
A101.00	V16761	12/08/21	E21588	BRANDON DONALD SIEC	04005585362502	320	OCT-NOV21 CELL PHON	0.00	130.00
A101.00	V16772	12/15/21	E13763	JULIE M GABRIELSON	04005505321000	320	DEC21 CELL PHONE	0.00	52.00
A101.00	V16819	12/31/21	E10461	VALERIE E BURKE	04005505321000	320	NOV21 CELL PHONE	0.00	65.00
A101.00	V16822	12/31/21	E20647	RACHEL M HICKS	04005570321000	320	DEC21 CELL PHONE	0.00	65.00
A101.00	V16825	12/31/21	E20842	ZEEBO BINKO KAROUSO	04005585362502	366	DEC21 MILEAGE	0.00	3.58
A101.00	V16825	12/31/21	E20842	ZEEBO BINKO KAROUSO	04005585362502	320	DEC21 CELL PHONE	0.00	54.25
	TOTAL CHECK								57.83
A101.00	V16832	12/31/21	E6248	CAROLYN PROCTOR	04005570321000	320	NOV21 CELL PHONE	0.00	65.00

SOURCEWELL TECHNOLOGY
 DATE: 01/04/2022
 TIME: 07:10:18

EDINA - LIVE
 CHECK REGISTER - BY FUND

PAGE NUMBER: 39
 ACCTPAZ1

SELECTION CRITERIA: transact.yr='22' and transact.period='6'
 ACCOUNTING PERIOD: 6/22

FD - 04 - COMMUNITY SERVICE FUND

CASH ACCT	CHECK NO	ISSUE DT	VENDOR	NAME	BUDGET CODE	ACCNT	DESCRIPTION	SALES TAX	AMOUNT
A101.00	V16833	12/31/21	E12607	CHRISTINE E RINGGEN	04005570321000	320	DEC21 CELL PHONE	0.00	65.00
A101.00	V16833	12/31/21	E12607	CHRISTINE E RINGGEN	04005570321000	366	DEC21 MILEAGE	0.00	26.49
TOTAL CHECK									91.49
TOTAL CASH ACCOUNT									77,999.47
TOTAL FUND									77,999.47

SOURCEWELL TECHNOLOGY
 DATE: 01/04/2022
 TIME: 07:10:18

EDINA - LIVE
 CHECK REGISTER - BY FUND

PAGE NUMBER: 40
 ACCTPAZI

SELECTION CRITERIA: transact.yr='22' and transact.period='6'
 ACCOUNTING PERIOD: 6/22

FD - 06 - CONSTRUCTION FUND

CASH ACCT	CHECK NO	ISSUE DT	VENDOR	NAME	BUDGET CODE	ACCNT	----	DESCRIPTION	SALES TAX	AMOUNT
A101.00	384435	12/01/21	26629	ASSETGENIE, INC	06005870795731	556		QUOTE 357049	0.00	89.00
A101.00	384501	12/01/21	25308	WOLD ARCHITECTS & E	06009870000000	305		BUS GARAGE ADDITION	0.00	8,347.21
A101.00	384501	12/01/21	25308	WOLD ARCHITECTS & E	06528870000000	305		CS PARK/SITE IMPROV	0.00	6,332.97
A101.00	384501	12/01/21	25308	WOLD ARCHITECTS & E	06020870000000	305		VV PARK&SITE IMPROV	0.00	1,142.72
A101.00	384501	12/01/21	25308	WOLD ARCHITECTS & E	06553287000000	305		CV SITE REPAIRS	0.00	409.75
	TOTAL CHECK								0.00	16,232.65
A101.00	384508	12/08/21	23145	AFFINITECH INC	06005870795724	556		PROJECT #PJ4697	0.00	3,694.72
A101.00	384510	12/08/21	32870	AK SOLUTIONS	06005870795754	555		BOARD RM TV INSTALL	0.00	407.50
A101.00	384515	12/08/21	26629	ASSETGENIE, INC	06005870795731	556		QUOTE 357049	0.00	59.00
A101.00	384520	12/08/21	00649	BEST BUY BUSINESS A	06005870795711	556		BEST BUY STORE BYOD	0.00	1,050.00
A101.00	384545	12/08/21	28037	GOPHER STATE ONE-CA	06005870795754	555		NOV21 BILLABLE TICK	0.00	75.60
A101.00	384570	12/08/21	23366	LENVO-USA INC	06005870795731	556		MOTHER BOARD FOR LA	0.00	301.91
A101.00	384606	12/08/21	06953	PREMIUM WATERS INC	06005870795000	305		WATER FOR DMTS (7)	0.00	42.00
A101.00	384606	12/08/21	06953	PREMIUM WATERS INC	06005870795000	305		DEC21 COOLER RENT	0.00	22.00
	TOTAL CHECK								0.00	64.00
A101.00	384615	12/08/21	32832	SCHOOL SPECIALTY, L	06005870795742	556		MAGNA TILES- 151788	0.00	88.13
A101.00	384651	12/15/21	33307	CATCHON INC	06005870795000	505		CATCH ON	0.00	17,000.00
A101.00	384663	12/15/21	32562	GRAZZINI BROTHERS &	06020867380000	520		VV 2020 RENO WS 09-	0.00	648.35
A101.00	384667	12/15/21	32414	ILLUMINATE EDUCATIO	06005870795000	461		FASTBRIDGE ASSESME	0.00	22,950.00
A101.00	384679	12/15/21	28894	LAKETOWN ELECTRIC C	06020867380000	520		VV 2020 RENO WS 26-	0.00	31,122.87
A101.00	384691	12/15/21	05130	NASCO	06005870795742	556		MATATALAB HANDS ON	0.00	181.86
A101.00	384693	12/15/21	28985	PETERSON SHEET META	06020867380000	520		VV 2020 RENO WS 23-	0.00	153,593.60
A101.00	384717	12/21/21	27918	ARVIG	06005870795754	555		DEC21 - INTERNET	0.00	1,910.90
A101.00	384730	12/21/21	18771	CDW GOVERNMENT	06005870795742	556		QUOTE: MMQR317	0.00	410.20
A101.00	384738	12/21/21	30917	DARK KNIGHT SOLUTIO	06005870795000	305		NOV21 SECURITY FEE	0.00	350.00
A101.00	384746	12/21/21	32819	FINALSITE	06005870795000	505		DEC21-DEC22 SUPPORT	0.00	14,740.00
A101.00	384748	12/21/21	02490	FOLLETT SCHOOL SOLU	06005870795000	506		QUOTE 7614208	0.00	7,692.74
A101.00	384770	12/21/21	18572	JOHNSON PLASTICS	06005870795711	556		PLASTIC SUPPLIES -J	0.00	62.70
A101.00	384805	12/21/21	06953	PREMIUM WATERS INC	06005870795000	305		WATER FOR DMTS (7)	0.00	42.00

SOURCEWELL TECHNOLOGY
 DATE: 01/04/2022
 TIME: 07:10:18

EDINA - LIVE
 CHECK REGISTER - BY FUND

PAGE NUMBER: 41
 ACCTPAZI

SELECTION CRITERIA: transact.yr='22' and transact.period='6'
 ACCOUNTING PERIOD: 6/22

FD - 06 - CONSTRUCTION FUND

CASH ACCT	CHECK NO	ISSUE DT	VENDOR	NAME	BUDGET CODE	ACCNT	DESCRIPTION	SALES TAX	AMOUNT
A101.00	384824	12/21/21	28496	SUMMIT INFORMATION	06005870795754	555	QUOTE 017385	0.00	1,975.75
A101.00	384827	12/21/21	28713	TECHNOLOGY RESOURCE	06005870795712	556	QUOTE 18993	0.00	2,133.00
A101.00	384827	12/21/21	28713	TECHNOLOGY RESOURCE	06005870795731	556	DEDUCTIBLES-5	0.00	200.00
	TOTAL CHECK							0.00	2,333.00
A101.00	384840	12/31/21	31989	ADMIRAL COATINGS, I	06008867380000	520	ECC 2020 RENO WS 09	0.00	19,621.93
A101.00	384841	12/31/21	22875	ADVANCE TERRAZZO &	06008867380000	520	ECC 2020 RENO WS 09	0.00	822.52
A101.00	384844	12/31/21	26629	ASSETGENIE, INC	06005870795731	556	QUOTE 360668	0.00	218.00
A101.00	384846	12/31/21	30804	B&D ASSOCIATES, INC	06008867380000	520	ECC 2020 RENO WS 04	0.00	25,778.00
A101.00	384852	12/31/21	22896	CD TILE & STONE INC	06008867380000	520	ECC 2020 RENO WS 09	0.00	16,184.02
A101.00	384856	12/31/21	32077	COMMERCIAL DRYWALL	06008867380000	520	ECC 2020 RENO WS 09	0.00	47,854.75
A101.00	384862	12/31/21	22552	EBERT CONSTRUCTION	06008867380000	520	ECC 2020 RENO WS 06	0.00	38,116.80
A101.00	384866	12/31/21	32568	FLOORS BY BECKERS L	06008867380000	520	ECC 2020 RENO WS 09	0.00	29,684.35
A101.00	384871	12/31/21	32562	GRAZZINI BROTHERS &	06008867380000	520	ECC 2020 RENO WS 09	0.00	269.60
A101.00	384876	12/31/21	28972	HIGH FIVE ERECTORS	06008867380000	520	ECC 2020 RENO WS 05	0.00	13,951.57
A101.00	384883	12/31/21	33354	JOHN KRAEMER	06005870795000	556	LOST CHARGER REFUND	0.00	30.00
A101.00	384885	12/31/21	32078	KELLINGTON CONSTRUC	06008867380000	520	ECC 2020 RENO WS 02	0.00	37,692.79
A101.00	384885	12/31/21	32078	KELLINGTON CONSTRUC	06008867380000	520	ECC 2020 RENO WS 02	0.00	3,325.00
	TOTAL CHECK							0.00	41,017.79
A101.00	384886	12/31/21	22894	KENDELL DOORS & HAR	06008867380000	520	ECC 2020 RENO WS 08	0.00	11,458.85
A101.00	384892	12/31/21	31991	MANOR ELECTRIC INC	06008867380000	520	ECC 2020 RENO WS 26	0.00	215,844.12
A101.00	384904	12/31/21	22297	PARALLEL TECHNOLOGI	06005870795754	555	QUOTE PTIQ17946	0.00	3,004.00
A101.00	384908	12/31/21	14195	RIGHT-WAY CAULKING	06008867380000	520	ECC 2020 RENO WS 07	0.00	3,095.00
A101.00	384911	12/31/21	32099	SONUS INTERIORS INC	06008867380000	520	ECC 2020 RENO WS 09	0.00	25,112.81
	TOTAL CASH ACCOUNT							0.00	769,140.59
	TOTAL FUND							0.00	769,140.59
	TOTAL REPORT							0.00	3,519,379.71



Board Meeting Date: 1/10/2022

TITLE: 2022-23 Capital Project Requests

TYPE: Consent

PRESENTER(S): John Toop, Director of Business Services

BACKGROUND: The capital project requests from departments and sites have been reviewed and prioritized by the Directors of Business Services and Buildings and Grounds. Prioritization of projects on a district-wide basis considered the ten-year facility plan, the building bond plan, the district strategic plan, critical safety needs, age of equipment, and available sources of funding and energy efficiency. The Finance Committee has reviewed the Capital Project budget and recommends its approval.

RECOMMENDATION: Approve proceeding with Capital Projects budget as presented. (as per the attached detail) for the 2022-23 year.

Desired Outcomes from the Board: School Board members should review the Capital Project budget for 2022-23 and beyond for sustainability of reserves and levels of funding for different department areas.

ATTACHMENTS:

1. Operating Capital 5-year Analysis
2. Operating Capital Analysis 2022-23

INDEPENDENT SCHOOL DISTRICT #273
OPERATING CAPITAL FIVE YEAR ANALYSIS

	Revised 21-22	Original 22-23	Original 23-24	Original 24-25	Original 25-26	Original 26-27
Combine Beginning Balance 7/1	1,107,204	688,167	384,196	266,547	242,242	261,016
Revenue						
Local Levy	1,172,834	1,306,271	1,306,271	1,306,271	1,306,271	1,306,271
Local Levy-Lease	770,697	758,496	833,268	866,599	901,263	937,313
State Aid	896,080	896,080	896,080	896,080	896,080	896,080
Gifts/Donations/Misc	314,289	0	0	0	0	0
Equipment Rebate	243,182	75,000	75,000	75,000	75,000	75,000
Instrumental Rental	14,419	14,419	14,419	14,419	14,419	14,419
<u>E Rate Reimbursement</u>	<u>0</u>	<u>0</u>	<u>0</u>	<u>0</u>	<u>0</u>	<u>0</u>
Total Revenue	3,411,500	3,050,265	3,125,038	3,158,368	3,193,032	3,229,083
Expense						
Fixed Costs	160,000	160,000	166,400	173,056	179,978	187,177
Fixed Costs-Lease Levy	766,021	801,219	833,268	866,599	901,263	937,313
Equipment Allocations	642,328	402,418	402,418	402,418	402,418	402,418
Building Projects	419,487	400,000	250,000	200,000	175,000	175,000
Technology/Capital	0	0	0	0	0	0
Textbooks	427,629	400,000	400,000	400,000	400,000	400,000
Transportation	485,000	790,600	940,600	940,600	940,600	940,600
Review & Comment Expense	0	0	0	0	0	0
Contingency	400,000	400,000	250,000	200,000	175,000	175,000
B and G Vehicle Replacement	200,000	0	0	0	0	0
Playground Expense	330,072	0	0	0	0	0
Strategic Plan/Construction/9th Grade	0	0	0	0	0	0
Transfer Out to General Fund Unassigned	0	0	0	0	0	0
ALC Equipment Start Up	0	0	0	0	0	0
Total Expense	3,830,537	3,354,237	3,242,686	3,182,673	3,174,259	3,217,509
Ending Balance 6/30	688,167	384,196	266,547	242,242	261,016	272,590
	18%	11%	8%	8%	8%	8%

OPERATING CAPITAL ANALYSIS 2022-23

6-30-22 Est. Operating Capital Balance	Budget Code		
2022-23 Revenue			
Local Levy - Operating Capital	01-005-000-302-000-001	1,306,271	2,202,351
Levy Adjustment	01-005-000-302-000-001	0	
Lease Levy	01-005-850-302-687-001	758,496	
Aid - Operating Capital	01-005-850-302-000-211	896,080	
Gifts/Donations		0	
Equipment Rebate	01-005-850-302-000-099	75,000	
Instrument Rental	01-005-258-302-000-093	14,419	
2022-23 Revenue			3,050,266
<u>2022-23 Expenditures</u>			
<u>Fixed Expenditures</u>			
Taxes/Assessments	01-005-850-302-000-896	25,000	
TIES Fees		0	
Building & Land Lease		0	
SVMS Addition Lease		0	
HS Hockey Lease Levy		0	
Telecommunications Access		0	
Copier Lease	01-005-850-302-000-370	55,000	
Copier Lease Click Charges (\$8,889/bldg)	01-XXX-850-302-000-370	<u>80,000</u>	
<u>Total Fixed Expenditures</u>			160,000
<u>Operating Capital Allocation</u>			
Districtwide Equipment	01-008-850-302-000-530	25,000	
Districtwide Equipment Carryover			
Transportation Equipment	01-005-850-302-000-548	650,000	
Transportation Other Vehicles	01-005-850-302-000-550	35,000	
Textbooks Carryover		0	
Textbooks- Elem	01-005-203-302-000-460	200,000	
Textbooks -Secondary	01-005-211-302-000-460	200,000	
Health Services	01-005-720-302-000-530	1,000	
Music	01-005-258-302-000-530	50,000	
Music Carryover			
Grammy carryover	01-021-258-302-000-530	0	
Instructional Furniture	01-005-605-302-000-530	35,000	
Instructional Furniture Carryover			
Activities	01-021-292-302-000-530	15,000	
Fine Arts	01-021-291-302-000-530	15,000	
Concord	01-526-203-302-000-530	19,861	Estimate
Cornelia	01-527-203-302-000-530	17,244	Estimate
Countryside	01-528-203-302-000-530	16,937	Estimate
Highlands	01-529-203-302-000-530	16,320	Estimate
Creek Valley	01-532-203-302-000-530	17,215	Estimate

<u>Operating Capital Allocation</u>			
Normandale	01-533-203-302-000-530	17,062	Estimate
Southview	01-019-211-302-000-530	33,646	Estimate
Valleyview	01-020-211-302-000-530	38,892	Estimate
High School	01-021-211-302-000-530	84,241	Estimate
<i>Total Operating Capital Allocation</i>			1,487,418
<u>Special Projects</u>			
Building & Grounds Prior Year Contingency		0	
Grounds Improvements	01-005-850-302-000-520	0	
Buildings & Grounds Equipment Allocation	01-xxx-850-302-000-530	0	
Districtwide Contingency	01-005-850-302-000-520	0	
ECC Human Resources	01-005-850-302-000-530	0	
Athletics	01-021-292-302-000-530	0	
Districtwide B & G	01-005-850-302-000-530	0	
Districtwide Facilities	01-005-850-302-000-530	0	
ECC Early Learning	01-008-850-302-000-530	0	
SVMS	01-019-850-302-000-530	0	
VVMS	01-020-850-302-000-530	0	
EHS	01-021-850-302-000-530	0	
Concord	01-526-850-302-000-530	0	
Cornelia	01-527-850-302-000-530	0	
Countryside	01-528-850-302-000-530	0	
Highlands	01-529-850-302-000-530	0	
Creek Valley	01-532-850-302-000-530	0	
Normandale/ECC	01-533-850-302-000-530	0	
ECC	01-008-850-302-000-520	0	
Elementary Sites	01-xxx-850-302-000-520	200,000	
Secondary Sites	01-xxx-850-302-000-520	200,000	
Annual Vehicle Replacement	01-005-850-302-000-550	0	
Annual Vehicle Lease Principal	01-005-760-302-000-580	102,339	
Annual Vehicle Lease Principal	01-005-760-302-000-581	3,261	
Annual Vehicle Replacement carryover		0	
Strategic Plan Initiatives Contingency Set-Aside	01-005-605-302-160-530	400,000	
<i>Total Special Projects</i>			905,600
Total Expenditures			2,553,018
Lease Levy exp			801,219
Total Expenses including Lease Levy			3,354,237
6-30-23 Est. Operating Capital Balance			384,196



Board Meeting Date: 01/10/2022

TITLE: Contract with Panorama Education for use in Edina Public Schools

TYPE: Consent

PRESENTERS: Jeff Jorgensen, Director of Student Support Services

BACKGROUND: The contract with Panorama provides a service that will allow access to the platform to roster integration with infinite campus and check-ins. This contract also includes a dedicated client success manager to execute a successful implementation and professional development of Panorama Education. This program uses data to drive decision-making and build key data literacy skills in adults at Edina Public Schools.

RECOMMENDATION: Approve the attached contract with Panorama for the 2021-22 school year.

PRIMARY ISSUE(S) TO CONSIDER: Contract with Panorama for use in Edina Public Schools

ATTACHMENTS:

1. Contract (next page)

PANORAMA EDUCATION – SERVICE ORDER



Primary Contact Information			
Client		Panorama Education, Inc. ("Panorama")	
Client Legal Name ("Client")	Edina Public Schools	Company Name	Panorama Education
Primary Contact, Title	Jeff Jorgensen, Director Of Student Support Services	Primary Contact, Title	Molly Hagan, Outreach Director
Billing / Payment Address	5701 Normandale Road	Billing Address	24 School Street, 4th Floor
City / State / Zip	Edina, MN 55424	City / State / Zip	Boston, MA 02108
Email	jeff.jorgensen@edinaschools.org	Email	mhagan@panoramaed.com
Phone	952-848-3900	Phone	617-221-7420
Billing Contact	Jeff Jorgensen, Director Of Student Support Services		
Billing Email Address	jeff.jorgensen@edinaschools.org		

(1) Description of Services and (2) Fees

Description of Services	Fees	
<p>Annual Licenses:</p> <p>Panorama SEL Check-Ins: Platform License Access to Platform and Support (as defined in the Terms and Conditions):</p> <ul style="list-style-type: none"> Roster integration with Infinite Campus Check-ins 	<p>Effective Date:</p>	<p>Date agreement is counter-signed by all parties.</p>
	<p>Contract Term: (From Effective Date)</p>	<p><u>1 year, 8 months</u></p>
	<p>Annual License Fee:</p>	<p>\$4,250 / year</p>
	<p>Subtotal License Fee Over Contract Term:</p>	<p>\$4,250</p>
<p>Services:</p> <p>Technical Support Includes dedicated Client Success Manager who will work with the client's main point of contact to execute a successful implementation.</p> <ul style="list-style-type: none"> Manage setup and configurations Platform maintenance End user email support Online resources Data integration 	<p>Technical support:</p>	<p>\$0 / year (cost covered under current partnership)</p>
	<p>Professional Development:</p>	<p>\$1,500 / year</p>
	<p>Subtotal Services Fees Over Contract Term:</p>	<p>\$1,500</p>
<p>Virtual Workshop (Core Offering)</p>		

PANORAMA EDUCATION – SERVICE ORDER



Includes a consultative planning session with a professional learning specialist and up to 2 hours of virtual facilitation for groups <50 (Larger sessions can be supported as interactive webinars, and additional facilitators can be added for breakout rooms or chat moderation at an additional cost).	
Annual Total:	\$5,750 / year
Total December 17, 2021 to September 9, 2022	\$3,833
Total September 10, 2022 to September 9, 2023	\$5,750
Total Over Contract Term:	\$9,583

(3) Agreement

The entire agreement by and between Client and Panorama ("Agreement") consists of (i) the terms set forth in this Service Order ("SO") and (ii) the terms attached as Exhibit A to, and hereby incorporated by reference into, this SO ("Terms").

(4) Supplemental Terms and Conditions (if any)

(i) Panorama will invoice Client for a total of \$3,833 on 1/15/2022, and \$5,750 on 9/9/2022.

Authorization

By signing below, Client and Panorama ACCEPT AND AGREE TO the Agreement as of the Effective Date.


Client Signature: 	Print Name, Title: Jeff Jorgensen Director of Student Supports	Date: 12-20-21
Panorama Signature:	Print Name, Title:	Date:

Exhibit A

Terms

BACKGROUND

Panorama is an education technology company that provides a cloud-based platform-as-a-service and related support services to enable schools and school districts to analyze student and school data, measure social-emotional learning, and design and implement survey programs for students, staff and parents or authorized guardians ("Platform"). The client named on the Service Order attached hereto ("Client") and Panorama have entered into an agreement consisting of the attached Service Order, including any exhibits attached thereto, ("SO"), these terms ("Terms" and collectively with the SO, "Agreement"). From time to time hereafter, Client and Panorama may enter into additional service orders pursuant to which Client may purchase additional rights to use the Platform and receive additional services, provided that these Terms will be incorporated by reference into and apply to each such additional service order to create a separate agreement that governs each such additional service order, in each case to the exclusion of any other terms or conditions that either party seeks to impose or incorporate or that are implied by course of dealing.

1 RIGHT TO USE PLATFORM

1.1 Platform. Subject to this Agreement, Panorama hereby grants Client (including Client's students, employees, and parents and authorized guardians of Client's students, all as applicable and described in the relevant SO, ("Authorized Users")), the limited, nonexclusive, nontransferable, non-sublicenseable right to access and use the Platform via the Internet during the Term solely for Client's use, in accordance with applicable laws and regulations and the Platform's intended uses as communicated to Client by Panorama.

1.2 Limitations. Except as expressly permitted in the Agreement, Client will not and will not authorize or allow any third party to: (a) provide access to the Platform to any person who is not an Authorized User or (b) reverse engineer, decompile, disassemble or otherwise attempt to discover the source code, object code or underlying structure, ideas or algorithms of the Platform; (c) modify, translate or create derivative works based on the Platform; (d) copy, rent, lease, distribute, pledge, assign or otherwise transfer or allow any lien, security interest or other encumbrance on the Platform; (e) use the Platform for timesharing or service bureau purposes or otherwise for the benefit of a third party; (f) hack, manipulate, interfere with or disrupt the integrity or performance of or otherwise attempt to gain unauthorized access to the Platform or its related systems, hardware or networks or any content or technology incorporated in any of the foregoing; or (g) remove or obscure any proprietary notices or labels of Panorama or its suppliers on the Platform or on any printed or digital materials provided by Panorama.

1.3 Compliance with Laws. Panorama is responsible for compliance with federal, state local laws and regulations to the extent they govern Panorama's activities, including providing the Platform to Client. Client is responsible for compliance with federal, state and local laws and regulations to the extent they govern Client's activities, including but not

limited to the use by Client of the Platform to collect, record, retain, use and disclose any individual's information. Without limiting the foregoing, each party is responsible for determining its own obligations, including but not limited to notice and consent obligations, under the Family Educational Right to Privacy Act and its implementing regulations ("FERPA") and the Protection of Pupil Rights Act and its implementing regulations ("PPRA"). The parties agree that they intend for the collection and use of personally identifiable information (as defined under FERPA) for only legitimate educational purposes and other purposes allowed under relevant laws, including but not limited to FERPA and PPRA. Client hereby gives its consent to Panorama on behalf of parents (as defined under FERPA, PPRA and the Children's Online Privacy Protection Act ("COPPA")) of children from whom any personal information (as defined under COPPA) may be gathered in connection with this Agreement and the Platform. Panorama shall not be obligated to obtain consents from parents directly.

2 INTELLECTUAL PROPERTY; PRIVACY; SECURITY

2.1 Client Data. As between Client and Panorama, Client owns data input into the Platform, or otherwise provided to Panorama, by Client and Authorized Users, that constitutes personally identifiable information (as defined under FERPA), such as student survey responses reported on an individual level, ("Client PII") and (b) any other data and content input into the Platform, or otherwise provided to Panorama, by Client and Authorized Users or on their behalf, such as survey questions, ("Non-PII" and together with PII "Client Data"). Client hereby grants Panorama a nonexclusive, worldwide, royalty-free, fully paid up, sublicenseable (through multiple tiers): (i) right and license during the Term to copy, distribute, display, create derivative works of and use Client Data to perform Panorama's obligations under this Agreement; (ii) perpetual, irrevocable right and license to copy, modify and use Client PII to create aggregated, non-personally identifiable data sets ("Blind Data") and copy, distribute, display, create derivative works of and use Blind Data for benchmarking, research or development purposes, including published research; and (iii) perpetual, irrevocable right and license to copy, distribute, display, create derivative works of and use Non-PII, for any and all purposes, in any form, media or manner. Client reserves any and all right, title and interest in and to Client Data other than the licenses therein expressly granted to Panorama under this Agreement.

2.2 Panorama Intellectual Property. Panorama retains all right, title and interest in and to the Platform, including but not limited to learning content, teaching materials, survey questions, underlying research and methodologies (by whomever produced except to the extent Client produced such material), all copies and parts of any of the foregoing, and all intellectual property rights therein. Panorama grants no, and reserves any and all, rights other than the rights expressly granted to Client under this Agreement with respect to the Platform.

2.3 Client Feedback. Client may from time to time provide suggestions, comments for enhancements or functionality or other feedback ("Feedback") to Panorama with

Exhibit A

Terms

respect to the Platform. Panorama has full discretion to determine whether to proceed with development of the requested enhancements, features or functionality. Client hereby grants Panorama a royalty-free, fully paid-up, worldwide, transferable, sublicenseable, irrevocable, perpetual license to: (a) copy, distribute, transmit, display, perform, and create derivative works of the Feedback in whole or in part; and (b) use the Feedback in whole or in part, including without limitation, the right to develop, manufacture, have manufactured, market, promote, sell, have sold, offer for sale, have offered for sale, import, have imported, rent, provide and lease products or services that practice or embody, or are configured for use in practicing, the Feedback in whole or in part.

2.4 Panorama Privacy Policy. Panorama's Privacy Statement, as may be amended from time to time, is available at <https://www.panoramaed.com/privacy>.

2.5 Data Security and Privacy.

(a) Panorama will implement and maintain an information security program that is consistent with industry recognized practices, which include using commercially reasonable administrative, physical and technical safeguards designed to protect the Platform from unauthorized access that could compromise the security, confidentiality or integrity of Client PII. Panorama shall: (i) use reasonable efforts to secure physical premises where Client PII will be processed and/or stored and (ii) take reasonable precautions with respect to the employment of, access given to, and education and training of personnel engaged by Panorama to perform its obligations under this Agreement.

(b) Client will and will instruct its Authorized Users to: (i) use the Platform to collect, record, retain, use and disclose personally identifiable information only to the extent necessary for its legitimate educational purposes; (ii) otherwise provide Panorama with personally identifiable information only to the extent necessary for Panorama to provide the Platform and perform its obligations under the Agreement; (iii) input personally identifiable information into the Platform only as prescribed by Panorama and only in the fields designated by Panorama ("Structured Fields"); (iv) use reasonable efforts to prevent unauthorized access to or use of the Platform; and (v) notify Panorama promptly of any known or suspected unauthorized access or use. Client will assist Panorama in all efforts to investigate and mitigate the effects of any such incident.

(c) If during the Term or upon termination of this Agreement Client requests in writing, Panorama will delete or otherwise render unrecoverable Client PII in Panorama's possession in a manner consistent with media sanitization practices described under industry recognized standards.

(d) Panorama shall not be responsible for any personally identifiable information input into the Platform in a manner not prescribed by Panorama or in a field that is not a Structured Field.

3 FEES; PAYMENT TERMS

3.1 Fees; Payment Terms. Unless otherwise indicated on the SO, Client will pay all fees within thirty (30) days of the invoice date. If payment of any fee is not made when due and payable, a late fee will accrue at the rate of the lesser of one and one-half percent (1.5%) per month or the highest legal rate permitted by law and Client will pay all reasonable expenses of collection. In addition, if any past due payment has not been received by Panorama within thirty (30) days from the time such payment is due, Panorama may upon written notice to Client suspend access to the Platform until such payment is made.

3.2 Taxes; Tax Exemption. All amounts payable by Client to Panorama hereunder are exclusive of any sales, use and other taxes or duties, however designated, including without limitation, withholding taxes, royalties, know-how payments, customs, privilege, excise, sales, use, value-added and property taxes (collectively "Taxes"). To the extent applicable, Client will be solely responsible for payment of all Taxes and will not withhold any Taxes from any amounts due Panorama. For the avoidance of doubt, Taxes do not include taxes based on Panorama's income. Client is responsible for determining whether it qualifies for any tax exemption, and if Client claims it is tax-exempt, it will, upon request from Panorama, provide documentation evidencing its tax-exempt status.

4 TERM, TERMINATION

4.1 Term. The term of the Agreement will commence on the Effective Date and, unless earlier terminated in accordance with this Section 4, will continue through the date set forth on the SO ("Term").

4.2 Expiration; Termination. In addition to any other remedies it may have, either party may terminate the Agreement prior to expiration if the other party breaches any part of the Agreement and fails to cure such breach within thirty (30) days after receiving notice thereof. Upon expiration or any termination for any reason of the Agreement: (a) Client will pay in full for use of the Platform up to and including the last day on which the Platform is provided; (b) Panorama may, without notice to Client, delete or otherwise render unrecoverable Client PII in Panorama's possession in a manner consistent with media sanitization practices described under industry recognized standards; and (c) all rights granted to Client and all obligations of Panorama will immediately terminate and Client will promptly cease use of the Platform.

4.3 Survival. Upon expiration or termination for any reason of the Agreement, Sections 2 (Intellectual Property; Privacy; Security), 3 (Fees; Payment Terms), 4.2 (Termination; Effect of Termination), 4.3 (Survival), 5 (Confidentiality), 6.2 (Disclaimer), 7 (Limitations of Liability; Indemnification), and 8 (General) will survive.

5 CONFIDENTIALITY

5.1 As used herein, "Confidential Information" means, subject to the exceptions set forth in the following sentence, any information or data that is not Client PII, regardless of whether it is in tangible form, disclosed by either party ("Disclosing Party") that Disclosing Party has either marked as

Exhibit A

Terms

confidential or proprietary, or has identified in writing as confidential or proprietary within thirty (30) days of disclosure to the other party ("Receiving Party"); provided, however, that a Disclosing Party's business plans, strategies, technology, research and development, current and prospective clients and customers, billing records, and products or services will be deemed Confidential Information of Disclosing Party even if not so marked or identified. Panorama's Confidential Information includes, without limitation, the Platform and this Agreement. Information will not be deemed Confidential Information" if such information: (a) is known to the Receiving Party prior to receipt from Disclosing Party directly or indirectly from a source other than one having an obligation of confidentiality to Disclosing Party; (b) becomes known (independently of disclosure by Disclosing Party) to the Receiving Party directly or indirectly from a source other than one having an obligation of confidentiality to Disclosing Party; or (c) becomes publicly known or otherwise ceases to be secret or confidential, except through a breach of this Agreement by the Receiving Party. Each party acknowledges that certain Confidential Information may constitute valuable trade secrets and proprietary information of a party, and each party agrees that it will use the Confidential Information of the other party solely in accordance with the provisions of this Agreement and will not disclose, or permit to be disclosed, the same directly or indirectly, to any third party without the other party's prior written consent, except as otherwise permitted hereunder. Each party will use reasonable measures to protect the confidentiality and value of the other party's Confidential Information. Notwithstanding any provision of this Agreement, either party may disclose the terms of the Agreement, in whole or in part (i) to its employees, officers, directors, professional advisers (e.g., attorneys, auditors, financial advisors, accountants and other professional representatives), existing and prospective investors or acquirers contemplating a potential investment in or acquisition of a party, sources of debt financing, acquirers and/or subcontractors who have a need to know and are legally bound to keep such Confidential Information confidential by confidentiality obligations or, in the case of professional advisors, are bound by ethical duties to keep such Confidential Information confidential consistent with the terms of this Agreement; and (ii) as reasonably deemed by a party to be required by law (in which case each party will provide the other with prior written notification thereof, will provide such party with the opportunity to contest such disclosure, and will use its reasonable efforts to minimize such disclosure to the extent permitted by applicable law). Each party agrees to exercise due care in protecting the Confidential Information from unauthorized use and disclosure. In the event of actual or threatened breach of the provisions of this Section, the non-breaching party will be entitled to seek immediate injunctive and other equitable relief, without waiving any other rights or remedies available to it. Each party will promptly notify the other in writing if it becomes aware of any violations of the confidentiality obligations set forth in the Agreement. Upon Disclosing Party's written request, Receiving Party will either promptly return to Disclosing Party Disclosing Party's Confidential Information, and all embodiments thereof, that is in Receiving Party's possession and certify such return or use

reasonable efforts to delete or otherwise render inaccessible such Confidential Information and certify the same.

6 REPRESENTATIONS, WARRANTIES AND DISCLAIMER

6.1 Representations and Warranties. Each party represents and warrants to the other party that (a) such party has the required power and authority to enter into this Agreement and to perform its obligations hereunder, (b) the execution of this Agreement and performance of its obligations thereunder do not and will not violate any other agreement to which it is a party or any law or regulation applicable to it, and (c) this Agreement constitutes a legal, valid and binding obligation when signed by both parties. Client further represents and warrants that it has the right to provide Client Data to Panorama as well as the licenses and rights therein and thereto for the purposes contemplated by this Agreement.

6.2 Disclaimer. EXCEPT AS EXPRESSLY SET FORTH HEREIN, THE PLATFORM IS PROVIDED ON AN "AS-IS" BASIS AND PANORAMA DISCLAIMS ANY AND ALL WARRANTIES. EXCEPT AS OTHERWISE EXPRESSLY PROVIDED IN THIS AGREEMENT, NEITHER PARTY MAKES ANY ADDITIONAL REPRESENTATION OR WARRANTY OF ANY KIND, WHETHER EXPRESS, IMPLIED (EITHER IN FACT OR BY OPERATION OF LAW), OR STATUTORY, AS TO ANY MATTER WHATSOEVER. ALL OTHER EXPRESS OR IMPLIED CONDITIONS, REPRESENTATIONS AND WARRANTIES ARE HEREBY EXCLUDED TO THE EXTENT ALLOWED BY APPLICABLE LAW. EACH PARTY EXPRESSLY DISCLAIMS ALL IMPLIED WARRANTIES OF MERCHANTABILITY, FITNESS FOR A PARTICULAR PURPOSE, QUALITY, ACCURACY, TITLE, AND NON-INFRINGEMENT. NEITHER PARTY WARRANTS AGAINST INTERFERENCE WITH THE ENJOYMENT OF THE PRODUCTS OR SERVICES PROVIDED BY SUCH PARTY OR AGAINST INFRINGEMENT. NEITHER PARTY WARRANTS THAT THE PRODUCTS OR SERVICES PROVIDED BY SUCH PARTY ARE ERROR-FREE OR THAT OPERATION OF SUCH PARTY'S PRODUCTS OR SERVICES WILL BE SECURE OR UNINTERRUPTED. NEITHER PARTY WILL HAVE THE RIGHT TO MAKE OR PASS ON ANY REPRESENTATION OR WARRANTY ON BEHALF OF THE OTHER PARTY TO ANY THIRD PARTY.

7 LIMITATIONS OF LIABILITY; INDEMNIFICATION

7.1 Disclaimer of Consequential Damages. THE PARTIES HERETO AGREE THAT, NOTWITHSTANDING ANY OTHER PROVISION IN THIS AGREEMENT, EXCEPT FOR LIABILITY ARISING OUT OF (A) CLIENT'S USE OF THE PLATFORM OTHER THAN EXPRESSLY PERMITTED BY SECTION 1 (RIGHT TO USE PLATFORM), (B) EITHER PARTY'S BREACH OF SECTION 5 (CONFIDENTIALITY), AND (C) A PARTY'S INDEMNIFICATION OBLIGATIONS SET FORTH IN SECTION 7.4 AND 7.5 BELOW, AS APPLICABLE, IN NO EVENT WILL EITHER PARTY BE LIABLE TO THE OTHER FOR ANY SPECIAL, INDIRECT, RELIANCE, INCIDENTAL OR CONSEQUENTIAL DAMAGES OF ANY KIND, LOST OR DAMAGED DATA, LOST PROFITS OR LOST REVENUE, WHETHER ARISING IN CONTRACT, TORT (INCLUDING

Exhibit A

Terms

NEGLIGENCE), OR OTHERWISE, EVEN IF A PARTY HAS BEEN NOTIFIED OF THE POSSIBILITY THEREOF.

7.2 General Cap on Liability. NOTWITHSTANDING ANY OTHER PROVISION OF THIS AGREEMENT, EXCEPT FOR LIABILITY ARISING OUT OF (A) CLIENT'S USE OF THE PLATFORM OTHER THAN EXPRESSLY PERMITTED BY SECTION 1 (RIGHT TO USE PLATFORM), (B) EITHER PARTY'S BREACH OF SECTION 5 (CONFIDENTIALITY), AND (C) A PARTY'S INDEMNIFICATION OBLIGATIONS SET FORTH IN SECTION 7.4 AND 7.5 BELOW, AS APPLICABLE, UNDER NO CIRCUMSTANCES WILL EITHER PARTY'S LIABILITY FOR ALL CLAIMS ARISING UNDER OR RELATING TO THIS AGREEMENT (INCLUDING BUT NOT LIMITED TO WARRANTY CLAIMS), REGARDLESS OF THE FORUM AND REGARDLESS OF WHETHER ANY ACTION OR CLAIM IS BASED ON CONTRACT, TORT, OR OTHERWISE, EXCEED THE AGGREGATE FEES PAID BY CLIENT TO PANORAMA UNDER THIS AGREEMENT DURING THE TWELVE (12) MONTH PERIOD PRECEDING THE EVENT OR CIRCUMSTANCES GIVING RISE TO SUCH LIABILITY. THIS LIMITATION OF LIABILITY IS CUMULATIVE AND NOT PER INCIDENT.

7.3 Independent Allocations of Risk. EACH PROVISION OF THIS AGREEMENT THAT PROVIDES FOR A LIMITATION OF LIABILITY, DISCLAIMER OF WARRANTIES, OR EXCLUSION OF DAMAGES IS TO ALLOCATE THE RISKS OF THIS AGREEMENT BETWEEN THE PARTIES. EACH OF THESE PROVISIONS IS SEVERABLE AND INDEPENDENT OF ALL OTHER PROVISIONS OF THIS AGREEMENT, AND EACH OF THESE PROVISIONS WILL APPLY EVEN IF THEY HAVE FAILED OF THEIR ESSENTIAL PURPOSE.

7.4 Indemnification by Panorama. Except for liability for which Client is responsible under Section 7.5, Panorama will indemnify, defend and hold Client and the officers, directors, agents, and employees of Client ("Client Indemnified Parties") harmless from settlement amounts and damages, liabilities, penalties, costs and expenses ("Liabilities") that are payable to any third party or incurred by the Client Indemnified Parties (including reasonable attorneys' fees) arising from any third party claim, demand or allegation that the use of the Platform in accordance with the terms and conditions of this Agreement infringes such third party's copyright or results in a misappropriation of such third party's trade secrets. Panorama will have no liability or obligation under this Section 7.4 if such Liability is caused in whole or in part by (a) modification of the Platform by any party other than Panorama without Panorama's express consent; (b) the combination, operation, or use of the Platform with other product(s), data or services not provided by Panorama where the Platform would not by itself be infringing; or (c) unauthorized or improper use of the Platform. If the use of the Platform by Client has become, or in Panorama's opinion is likely to become, the subject of any claim of infringement, Panorama may at its option and expense (i) procure for Client the right to continue using the Platform as set forth hereunder; (ii) replace or modify the Platform to make it non-infringing so long as the Platform has at least equivalent functionality; (iii) substitute an equivalent for the Platform or (iv) if options (i)-(iii) are not available on commercially reasonable terms, terminate the Agreement.

This Section 7.4 states Panorama's entire obligation and Client's sole remedies in connection with any claim regarding the intellectual property rights of any third party.

7.5 Indemnification by Client. Client will indemnify, defend and hold Panorama and the officers, directors, agents, and employees of Panorama ("Panorama Indemnified Parties") harmless from Liabilities that are payable to any third party or incurred by the Panorama Indemnified Parties (including reasonable attorneys' fees) arising from any third party claim, demand or allegation arising from or related to any use by Client or Authorized Users of the Platform or Client Data in violation of the Agreement or any applicable federal, state or local law or regulation.

7.6 Indemnification Procedure. If a Client Indemnified Party or a Panorama Indemnified Party (each, an "Indemnified Party") becomes aware of any matter it believes it should be indemnified under Section 7.4 or Section 7.5, as applicable, involving any claim, action, suit, investigation, arbitration or other proceeding against the Indemnified Party by any third party (each an "Action"), the Indemnified Party will give the other party ("Indemnifying Party") prompt written notice of such Action. Indemnified Party will cooperate, at the expense of Indemnifying Party, with Indemnifying Party and its counsel in the defense and Indemnified Party will have the right to participate fully, at its own expense, in the defense of such Action with counsel of its own choosing. Any compromise or settlement of an Action will require the prior written consent of both parties hereunder, such consent not to be unreasonably withheld or delayed.

8 GENERAL

8.1 International. Client may not remove or export from, or use from outside, the United States or allow the export or re-export of the Platform or anything related thereto, or any direct product thereof in violation of any restrictions, laws or regulations of the United States Department of Commerce, the United States Department of Treasury Office of Foreign Assets Control, or any other United States or foreign agency or authority.

8.2 Relationship. No agency, partnership, joint venture, or employment is created as a result of the Agreement and a party does not have any authority of any kind to bind the other party in any respect whatsoever.

8.3 Publicity. Each party agrees that it will not, without prior written consent of the other, issue a press release regarding their business relationship. Notwithstanding anything herein to the contrary, Panorama may identify Client and the relationship between Panorama and Client in Panorama's marketing collateral, website, and other promotional, proposal and marketing materials.

8.4 Assignment. Neither party may assign the Agreement by operation of law or otherwise or assign or delegate its rights or obligations under the Agreement without the other party's prior written consent; provided however, that either party may assign the Agreement to an acquirer or successor to all or substantially all of its business or assets to which the Agreement relates, whether by merger, sale of assets, sale of stock, reorganization or otherwise. Any assignment or attempted assignment by

Exhibit A

Terms

either party otherwise than in accordance with this Section 8 will be null and void.

8.5 Equitable Relief. In any action or proceeding to enforce rights under the Agreement, the prevailing party will be entitled to recover costs and attorneys' fees. Client acknowledges that any unauthorized use of the Platform will cause irreparable harm and injury to Panorama for which there is no adequate remedy at law. In addition to all other remedies available under the Agreement, at law or in equity, Client further agrees that Panorama will be entitled to injunctive relief in the event Client uses the Platform in violation of the limited license granted herein or uses the Platform in any way not expressly permitted by the Agreement.

8.6 Force Majeure. Each party will be excused from performance for any period during which, and to the extent that, it is prevented from performing any obligation or service, in whole or in part, as a result of a cause beyond its reasonable control and without its fault or negligence, including, but not limited to, acts of God, acts of war, epidemics, fire, communication line failures, power failures, earthquakes, floods, blizzard, or other natural disasters (but excluding failure caused by a party's financial condition or any internal labor problems (including strikes, lockouts, work stoppages or slowdowns, or the threat thereof)) ("Force Majeure Event"). Delays in performing obligations due to a Force Majeure Event will automatically extend the deadline for performing such obligations for a period equal to the duration of such Force Majeure Event. Except as otherwise agreed upon by the parties in writing, in the event such non-performance continues for a period of thirty (30) days or more, either party may terminate the Agreement by giving written notice thereof to the other party. Upon the occurrence of any Force Majeure Event, the affected party will give the other party written notice thereof as soon as reasonably practicable of its failure of performance, describing the cause and effect of such failure, and the anticipated duration of its inability to perform.

8.7 Governance. This Agreement will be governed by the laws of the Commonwealth of Massachusetts without regard to its conflict of laws provisions. For all disputes relating to this Agreement, each party submits to the exclusive jurisdiction of the state and federal courts located in Boston, Massachusetts and waives any jurisdictional, venue, or inconvenient forum objections to such courts.

8.8 Agreement. Both parties agree that the Agreement is the complete and exclusive statement of the mutual understanding of the parties and supersedes and cancels all previous written and oral agreements, communications and other understandings relating to the subject matter of the Agreement, and that all waivers and modifications must be in a writing signed by both parties, except as otherwise provided herein. If any provision of the Agreement is found to be unenforceable or invalid, that provision will be limited or eliminated to the minimum extent necessary so that the Agreement will otherwise remain in full force and effect and enforceable. Any additional or different terms proposed by Client, including those contained in Client's procurement order, acceptance, vendor portal or website, shall not be valid or have any effect unless expressly incorporated into the SO and agreed upon in writing by Panorama. Neither Panorama's

acceptance of Client's procurement order nor its failure to object elsewhere to any provisions of any subsequent document, website, communication or act of Client shall be deemed acceptance thereof or a waiver of any of the terms in these Terms. If any term of the SO, including any exhibit attached thereto, expressly conflicts with a term of these Terms, the term of the SO (or if applicable the exhibit) shall prevail. If terms within the SO, including any exhibit attached thereto, and these Terms appear merely inconsistent or ambiguous, all such terms shall be given effect to the extent reasonably possible, with a term that is more specific and detailed on a certain matter prevailing over a more general term or silence on that matter. Silence in the SO, or in any exhibit attached thereto, or in these Terms, on a matter that is addressed elsewhere in the Agreement shall not be deemed to present an express conflict, inconsistency or ambiguity.

8.9 Notices. All notices under the Agreement will be in writing and sent to the recipient's address set forth in the SO and will be deemed to have been duly given when received, if personally delivered; when receipt is electronically confirmed, if transmitted by facsimile or email; the day after it is sent, if sent for next day delivery by recognized overnight delivery service; and upon receipt, if sent by certified or registered mail, return receipt requested.



Board Meeting Date: 01/10/2022

TITLE: Contract with Infinitec Assistive Technology Coalition for use in Edina Public Schools

TYPE: Consent

PRESENTERS: Jeff Jorgensen, Director of Student Support Services


BACKGROUND: Infinitec Assistive Technology Coalition contains more than 1,200 online learning modules to provide state-required compliance training and professional learning opportunities to their staff members.

RECOMMENDATION: Approve the attached contract with Infinitec Assistive Technology Coalition.

PRIMARY ISSUE(S) TO CONSIDER: Approve the contract with Infinitec for use in Edina Public Schools in the 2021-22 school year.

ATTACHMENTS:

1. Contract (next page)



Infinitec

infinite potential through technology

INFINITEC FY22 LETTER of AGREEMENT

Please review and complete information requested.

Please return a signed copy of Agreement Pages 1-4

Return to Jenn Skalitzky

Please call with questions

708-444-8460 x265

Infinitec Assistive Technology Coalition

Letter of Agreement January 1, 2022 to June 30, 2022

This agreement is made between UCP Seguin of Greater Chicago – Infinitec (“Infinitec”), and:

Edina Public Schools

Please Print ORGANIZATION Name (“Organization”)

5701 Normandale Road

ORGANIZATION Address

Edina, MN

City, State

55424

Zip Code

Jeff L. Jorgensen

Director of Special Education

jeff.jorgensen@edinaschools.org

Email Address

(952) 848-4899

Phone Number

Infinitec Responsibilities

Infinitec will provide the following services to Organization:

Information and Expertise Resources

- Access to Infinitec website (<http://www.myinfinitec.org>) which will be available 24 hours a day/7 days a week
- Networking opportunities with other assistive technology service providers
- Access to phone, email, and web-based technical assistance with Infinitec

Training Resources

- Provide access to Infinitec sponsored webinars and seminars
- Provide access to Video Training Programs streamed via the Infinitec website on priority topics including many of the state required trainings.
- Provide access to Engage Online Training Administration System
 - The ENGAGE Online Training Administration System from Infinitec engages the Organization's staff in online training enabling the Organization to assign or recommend presentations from the 600+ myinfinitec.org Online Classroom. ENGAGE also allows the Organization to produce activity reports that help track the progress staff members are making on their assigned or recommended activities.
 - PRIVATE CONTENT: The Private Content feature offers Infinitec Coalition members and Organizations the ability to post their internally developed training modules, supporting documents, external links and related quizzes in the Infinitec Online Classroom, where they will be made available privately and exclusively to that Organization's staff

Equipment Resources

- Infinitec Assistive Technology Library
- Group Buy Offerings (i.e. discounts for volume purchases) for specific software/equipment available annually (eg. from April 15 through December 15)

ORGANIZATION Responsibilities

Organization agrees to:

- Work with the Infinitec representatives to contribute non-monetary resources to benefit the entire Infinitec program including but not limited to such items as PowerPoint™ presentations, video training presenters, Sheets, Tip Sheets etc.
- Provide payment for access fees and services within 60 days of billing.
- Identify Organization representative to participate in scheduled network trainings to coordinate the provision of services from Infinitec for their Organization

Both Parties agree to the following:

- Duration of Agreement. The term of this agreement shall be from beginning January 1, 2022 and extending through the end of the business day on June 30, 2022.
- Renewal of Agreement. This agreement may be renewed for additional one-year periods by providing written notification to Infinitec of intent to renew by end of April of each year. Renewal is subject to the following:
 - Payment-in-full of all membership and program service fees incurred within 60 days of the billing date..
 - Return of all equipment loaned on or before the return due date.
- Fees. The annual membership fee is equal to the amount of \$0.60 times each student enrolled in each organization . This count will be based on the previous Fall's annual Organization's student enrollment count form filed with the state of Minnesota. The minimum fee assess will be \$975 and the maximum is \$39,999. **The price will be half for agencies joining January 1, 2022.**
 - Collaboration/Training is provided as requested via an additional fee for service
 - Fees are charged for Coalition trainings hosted around the State.
 - Equipment rental fee of 5% per month of the replacement cost of the item borrowed and graduated fees beyond 3 months. Designated rental credit will be applied towards purchase of the equipment rented.
- Disclaimer: All information from Infinitec is provided "as-is," and all warranties, express or implied, are disclaimed (including but not limited to the disclaimer of any implied warranties of merchantability and fitness for a particular purpose). No advice or information, whether oral or written, obtained by Organization from Infinitec shall create any warranty, representation, or guarantee not expressly stated in this Agreement. We do not provide legal advice nor enter into any attorney-client privilege.
- Limitation of Liability: Infinitec's liability under this Agreement is limited to the price paid by Organization for the services to be provided hereunder. In no event shall Infinitec be liable to Organization or any other person for any indirect, incidental, special, exemplary or consequential damages, including, but not limited to, lost profits,

loss of business, personal injury or accidental damages suffered or incurred by Organization or any other person. The foregoing limitation also includes Organization's claims based on the claims of third parties.

- Both Parties shall comply with all laws, rules, and regulations pursuant to the Family Educational Rights and Privacy Act, 20 USC 1232g ("FERPA"). Organization acknowledges that certain information about Organization's students could be contained in records maintained by Infinitec and that this information can be confidential by reason of FERPA and related Organization policies. To the extent permitted by law, nothing contained herein shall be construed as precluding either party from releasing such information to the other so that each can perform its respective responsibilities. Infinitec shall comply with all other other applicable federal and state laws and regulations regarding the confidential and secure treatment of Personally Identifiable Information and Personal Health Information. This includes, but is not limited to: Health Insurance Portability and Accountability Act ("HIPAA"); Protection of Pupil Rights Amendment ("PPRA"), Children's Online Privacy Protection Rule, 15 U.S.C. 6501-6505 ("COPPA"); Individuals with Disabilities Education Act, 20 U.S.C. 33 ("IDEA"); and the Illinois School Student Records Act, 105 ILCS 10/1, *et seq.*
- This Agreement shall be governed by the laws of Illinois.

Executed on the date last written below, by and between:

1. Print Name of District/Cooperative Authorized Leader with Title:

Edina Public Schools / Jeff L. Jorgensen Director

2. Signature of District/Cooperative Authorized Leader

Date



12-21-21

Signature of UCP Seguin/Infinitec EVP

Date

UCP Seguin/Infinitec FEIN #: 36-2894174



Board Meeting Date: 1/10/2022

TITLE: Gift from Lake Harriet Lodge #277 and Minnesota Masonic Charities

TYPE: Consent

BACKGROUND: A gift totaling \$1,474 was given by Lake Harriet Lodge #277 and the Minnesota Masonic Charities, for the support of students in EPS with diabetes. The Lake Harriet Lodge and the matching gift from the Minnesota Masonic Charities allows health services to purchase supplies to monitor blood glucose. The supplies are a complement to the supplies that are brought into the health offices each year by students and their families. This gift of support from the Mason's has been in place for over 30 years.

RECOMMENDATION: Accept the gift with sincere appreciation.

MINNESOTA
MASONIC
CHARITIES

MnMasonicCharities.org

11501 Masonic Home Drive
Bloomington, MN 55437

P 952.948.6200

F 952.948.6210

December 17, 2021

Mary Heiman, Health Services Coord.
Edina Public Schools
5701 Normandale Road
Edina, MN 55424

Dear Ms. Heiman:

On behalf of Minnesota Masonic Charities, I am pleased to inform you that a Matching Funds Grant in the amount of \$737.00 has been awarded to the Edina Public Schools in support of your Blood Glucose Monitoring Program. The grant is awarded to you through the request of Masonic sponsor, Lake Harriet Lodge No. 277.

Our grant policies require that this grant award not to be transmitted to any other entity, person or project, and by accepting this grant, you agree to assume responsibility for complying with this understanding. Please indicate your receipt of the funds and your agreement with the terms of this grant by signing, dating and returning the enclosed postcard.

If you have any questions about this grant award, please contact us at (952) 948-6200. The members of Lake Harriet Lodge No. 277 believe in making a difference in their community through their support of community programs. Working together we can make a difference in our communities in Minnesota.

Yours Very Truly,



Eric J. Neetenbeek
President/CEO



Board Meeting Date: 1/10/2022

TITLE: Apple Lease Purchase Agreement

TYPE: Consent

PRESENTER(S): District Media & Technology

BACKGROUND: Increase fleet of supported iPads (1:1) for kindergarten and 1st grade students.

RECOMMENDATION: Approve request.



Lease Documentation Checklist

Documents Required Prior to Shipment
Apple

Scanned to

NOTE: Please call us at (312) 706-1738 with any questions.

Schedule (Exhibit A)	Lessee Signature, Name/Title & Execution Date	_____
Incumbency Certificate (Exhibit C)	The Incumbency section is to be executed by a person other than the signer of the documents. This may be a Board Secretary/Clerk, any Board Member, OR the Superintendent.	_____
Bank Qualified Designation (Exhibit D)	This tells us if the issue is "Bank Qualified" or "Non-Bank Qualified"	_____
IRS Form 8038-G or 8038-GC	Complete per instructions and sign.	_____
Essential Use Audit	Complete in its entirety.	_____
Purchase Order(s)	Purchase Order(s) must include: Apple Inc. c/o Apple Financial Services 216 W. Jackson Blvd., Chicago, IL 60606 as Vendor, Apple product quantity and description with extended price, "Apple Proposal No.: 2210862818" must be written in the body of the document, bill-to and ship-to name/address, PO number, and authorized signature.	_____

NOTE: Please provide scanned copies of the above items to Tom at tfinnegan@apple-fin.com

Documents Required Prior to Funding

Mailed to

Originals of all the above	Please mail to: Apple Financial Services 216 W. Jackson Blvd. Chicago, IL 60606	_____
Acceptance Certificate (Exhibit B)	Lessee Signature, Name/Title & Execution Date. <i>Sign upon Acceptance</i>	_____
Advance Lease Payment	Invoice attached, if applicable.	_____
Board Resolution or Minutes approving the Lease Purchase	Please provide a copy.	_____

.....
)

EXHIBIT A

Schedule No. 2 Dated FEBRUARY 5, 2022 to Master Lease Purchase Agreement Dated MAY 27, 2020

This Schedule No. 2 ("Schedule") is entered into pursuant to that Master Lease Purchase Agreement dated MAY 27, 2020 ("Master Lease"), and is effective as of FEBRUARY 5, 2022. All of the terms and conditions of the Master Lease, including Lessee's representations and warranties, are incorporated herein by reference. Unless otherwise indicated, all capitalized terms used but not otherwise defined herein shall have the same meaning as set forth in the Master Lease.

To the extent that less than all of the Equipment subject to this Schedule has been installed and accepted by Lessee on or prior to the date hereof, Lessee hereby acknowledges that a portion of the Equipment has not been delivered, installed and accepted by Lessee for purposes of this Lease. In consideration of the foregoing, Lessee hereby acknowledges and agrees that its obligation to make Lease Payments as set forth in this Schedule is absolute and unconditional as of the date hereof and on each date and in the amounts as set forth in the Lease Payment Schedule, subject to the terms and conditions of the Lease.

Lessee expressly represents that at least ninety-five percent (95%) of the financing cost set forth in this Schedule is being used to acquire Equipment that will be capitalizable for federal income tax purposes

EQUIPMENT LOCATION			
EQUIPMENT LOCATION (NUMBER AND STREET)			
CITY	COUNTY	STATE	ZIP CODE

EQUIPMENT INFORMATION	
QTY	EQUIPMENT DESCRIPTION
	Computer Hardware--See attached Exhibit 1.

LEASE PAYMENT SCHEDULE					
Pmt #	Payment Date	Payment Amount	Interest	Principal	Purchase Price after scheduled payment(s)
Loan	02/05/2022				65,790.00
1	02/05/2022	22,257.31	0.00	22,257.31	43,532.69
2	02/05/2023	22,257.31	653.00	21,604.31	21,928.38
3	02/05/2024	22,257.31	328.93	21,928.38	0.00
Grand Totals		66,771.93	981.93	65,790.00	1.5%

Lessee acknowledges that the discounted purchase price for the Lease is \$64,363.35 and that such amount is the Issue Price for the Lease for federal income tax purposes. The difference between the principal amount of this Lease and the Issue Price is Original Issue Discount ("OID") for federal income tax purposes. The Yield for this Lease for federal income tax purposes is 3.79% per annum. Such Issue Price and Yield will be stated in the Form 8038-G or 8038-GC, as applicable.

IMPORTANT: Read before signing. The terms of the Master Lease should be read carefully because only those terms in writing are enforceable. Terms or oral promises which are not contained in this written agreement may not be legally enforced. The terms of the Master Lease or Lease may only be changed by another written agreement between Lessor and Lessee. Lessee agrees to comply with the terms and conditions of the Master Lease and this Lease.

Commencement Date: **FEBRUARY 5, 2022**

LESSOR: **APPLE INC.**

SIGNATURE: X _____

NAME / TITLE: X _____

DATE: X _____

LESSEE: **Independent School District No. 273**

SIGNATURE: X John Toop

NAME / TITLE: X John Toop, Dir. of Business Services

DATE: X 1/7/22

EXHIBIT 1 – EQUIPMENT INFORMATION to Schedule No. 2
under Master Lease Purchase Agreement dated MAY 27, 2020

Part Number	Description	Qty	Price	Extended
MK2Y3LL/A	10.2-inch iPad Wi-Fi 64GB - Space Gray (10-pack)	200	\$294.00	\$58,800.00
BPG22LL/A	STM Dux Plus Duo for 10.2-inch iPad (7th, 8th, and 9th generation) with built-in holder for Apple Pencil - Black - Special 10-pack pricing (includes quantity 10 HNU02ZM/A)	20	\$349.50	\$6,990.00

Includes all attachments, proceeds, replacements, substitutions, repairs, restorations, modifications and improvements thereof or thereto

EXHIBIT B

ACCEPTANCE CERTIFICATE

Re: Schedule No. 2, dated FEBRUARY 5, 2022, (the "Schedule") to Master Lease Purchase Agreement, dated as of MAY 27, 2020, between Apple Inc., as Lessor, and Independent School District No. 273, as Lessee.

Apple Inc. is hereby requested to pay the person or entity designated below as Payee, the sum set forth below in payment of a portion or all of the cost of the acquisition described below. The amount shown below is due and payable under the invoice of the Payee attached hereto with respect to the cost of the acquisition of the equipment and has not formed the basis of any prior request for payment. The equipment described below is part or all of the "Equipment" listed in the Schedule to the Master Lease Purchase Agreement referenced above.

Payee Name: APPLE INC.

<u>Description or Invoice #</u>	<u>\$ Amount</u>
---------------------------------	------------------

EXHIBIT 1	
-----------	--

Lessee hereby certifies and represents to and agrees with Lessor as follows:

- (1) The Equipment described above has been delivered, installed and accepted on the date hereof.
- (2) Lessee has conducted such inspection and/or testing of the Equipment listed in the Schedule as it deems necessary and appropriate and hereby acknowledges that it accepts the Equipment for all purposes.
- (3) Lessee is currently maintaining the insurance coverage required by Section 15 of the Master Lease.
- (4) No event or condition that constitutes, or with notice or lapse of time or both would constitute, an Event of Default or Event of Non-appropriation (each as defined in the Master Lease) under any Lease exists at the date hereof.

PARTIAL ACCEPTANCE CERTIFICATE (Only a portion of Equipment Has Been Accepted)

LESSEE: **Independent School District No. 273**

Signature: X _____

Printed Name/Title: X _____

Date: X _____

FINAL ACCEPTANCE CERTIFICATE (All Equipment Has Been Accepted)

LESSEE: **Independent School District No. 273**

Signature: X _____

Printed Name/Title: X _____

Date: X _____

**PLEASE RETURN PAYMENT REQUEST TO:
APPLE INC. ~ 216 West Jackson Blvd., Suite 200A ~ Chicago, IL 60606**

EXHIBIT C

INCUMBENCY CERTIFICATE

Schedule No. 2 to Master Lease Purchase Agreement dated MAY 27, 2020

Being a knowledgeable and authorized agent of the Lessee, I hereby certify to Lessor that the person(s) who executed the Master Lease and this Schedule are legally authorized to do so on behalf of the Lessee and that the signatures that appear on the Master Lease and Schedule are genuine.

LESSEE:

Independent School District No. 273

Signature:

x Stacie Stanley

Printed Name/Title:

x Dr. Stacie Stanley, Superintendent

Date:

x 1/6/2022

(THE INCUMBENCY IS TO BE EXECUTED BY A PERSON OTHER THAN THE SIGNER OF THIS SCHEDULE AND RELATED DOCUMENTS. THIS MAY BE A BOARD CLERK/SECRETARY, BOARD MEMBER OR SUPERINTENDENT.)

EXHIBIT D

BANK QUALIFIED DESIGNATION

Schedule No. 2 to Master Lease Purchase Agreement dated MAY 27, 2020

Lessee hereby represents and certifies the following (please check one):

Bank Qualified

- Lessee has designated, and hereby designates, this Lease as a "qualified tax-exempt obligation" for the purposes and within the meaning of Section 265(b)(3) of the Internal Revenue Code of 1986, as amended (the "Code"). In making that designation, Lessee hereby certifies and represents that:
- As of the date hereof in the current calendar year, neither Lessee nor any other issuer on behalf of Lessee has designated more than \$10,000,000 of obligations (including this Lease) as "qualified tax-exempt obligations";
 - Lessee reasonably anticipates that the total amount of tax-exempt obligations (including this Lease) to be issued by or on behalf of Lessee (or allocated to Lessee) during the current calendar year will not exceed \$10,000,000;
 - The Lease will not be at any time a "private activity bond" as defined in Section 141 of the Code;
 - The Lease is not subject to control by any entity and there are no entities subject to control by Lessee; and
 - Not more than \$10,000,000 of obligations of any kind (including the Lease) issued by, on behalf of or allocated to Lessee will be designated for purposes of Section 265(b)(3) of the Code during the current calendar year.

Non-Bank Qualified

- Lessee has not designated this Lease as a "qualified tax-exempt obligation" for the purposes and within the meaning of Section 265(b)(3) of the Code.

LESSEE: **Independent School District No. 273**

Signature: X John Toop
Printed Name/Title: X Dir. of Business Services
Date: X 1/6/22

Re: Schedule No. 2, dated FEBRUARY 5, 2022 to Master Lease Purchase Agreement dated as of MAY 27, 2020 between Apple Inc., as Lessor, and Independent School District No. 273, as Lessee.

[ATTACH I.R.S. FORM 8038-G OR 8038-GC, AS APPROPRIATE]

APPLE FINANCIAL SERVICES

216 W. Jackson Blvd., Suite 200A
Chicago, IL 60606
Tel (877) 327-1727
Tel (312) 706-1730



INVOICE NO.: -1

INVOICE DATE	DUE DATE
01/05/2022	02/05/2022

INVOICE TO: Independent School District No. 273
Attn: Accounts Payable

REMIT TO: Apple Financial Services
216 W. Jackson Blvd, Suite 200A
Chicago, IL 60606

DESCRIPTION	AMOUNT
Agreement Number:	Payment Number 1 of 3
PO Number:	
DESCRIPTION OF EQUIPMENT:	
Schedule No. 2, dated FEBRUARY 5, 2022 to Master Lease Purchase Agreement dated as of MAY 27, 2020 between Apple Inc., as Lessor, and Independent School District No. 273, as Lessee.	
Past Due Balance:	\$0.00
Late Fee:	\$0.00
Documentation Fee:	\$0.00
Maintenance Fee:	\$0.00
Other Fee:	\$0.00
Payment Amount:	\$ 22,257.31
Terms: NET CASH ON DUE DATE Please refer to our invoice no. on remittance	TOTAL DUE \$ 22,257.31



**Information Return for Small Tax-Exempt
 Governmental Bond Issues, Leases, and Installment Sales**

OMB No. 1545-0047

▶ Under Internal Revenue Code section 149(e)
 Caution: If the issue price of the issue is \$100,000 or more, use Form 8038-G.
 ▶ Go to www.irs.gov/Form8038GC for instructions and the latest information.

Part I Reporting Authority		Check box if Amended Return <input type="checkbox"/>	
1 Issuer's name Independent School District No. 273		2 Issuer's employer identification number (EIN) 41-6001406	
3 Number and street (or P.O. box if mail isn't delivered to street address) 5701 Normandale Rd.		Room/suite	
4 City, town, or post office, state, and ZIP code Edina, MN 55424		5 Report number (For IRS Use Only) <input type="checkbox"/> <input type="checkbox"/> <input type="checkbox"/>	
6 Name and title of officer or other employee of issuer or designated contact person whom the IRS may call for more information		7 Telephone number of officer or legal representative	

Part II Description of Obligations Check one box: <input checked="" type="checkbox"/> Single issue <input type="checkbox"/> Consolidated return	
8a Issue price of obligation(s) (see instructions)	8a 64,363.35
b Issue date (single issue) or calendar date (consolidated). Enter date in MM/DD/YYYY format (for example, 01/01/2009) (see instructions) ▶ <u>02/05/2022</u>	
9 Amount of the reported obligation(s) on line 8a that is:	
a For leases for vehicles	9a
b For leases for office equipment	9b
c For leases for real property	9c
d For leases for other (see instructions)	9d 64,363.35
e For bank loans for vehicles	9e
f For bank loans for office equipment	9f
g For bank loans for real property	9g
h For bank loans for other (see instructions)	9h
i Used to refund prior issue(s)	9i
j Representing a loan from the proceeds of another tax-exempt obligation (for example, bond bank)	9j
k Other	9k
10 If the issuer has designated any issue under section 265(b)(3)(B)(i)(III) (small issuer exception), check this box	<input type="checkbox"/>
11 If the issuer has elected to pay a penalty in lieu of arbitrage rebate, check this box (see instructions)	<input type="checkbox"/>
12 Vendor's or bank's name: <u>Apple Inc.</u>	
13 Vendor's or bank's employer identification number: <u>94-2404110</u>	

Signature and Consent	Under penalties of perjury, I declare that I have examined this return and accompanying schedules and statements, and to the best of my knowledge and belief, they are true, correct, and complete. I further declare that I consent to the IRS's disclosure of the issuer's return information, as necessary to process this return, to the person(s) that I have authorized above.			
		Date	<u>1-5-22</u>	Type or print name and title <u>RA Chhoth Controller</u>
Paid Preparer Use Only	Print/Type preparer's name <u>Thomas J. Finnegan</u>	Preparer's signature 	Check <input type="checkbox"/> if self-employed	PTIN <u>P02251169</u>
	Firm's name ▶	Firm's EIN ▶		
	Firm's address ▶	Phone no.		

Future Developments
 For the latest information about developments related to Form 8038-GC and its instructions, such as legislation enacted after they were published, go to www.irs.gov/Form8038GC.

General Instructions
 Section references are to the Internal Revenue Code unless otherwise noted.

Purpose of Form
 Form 8038-GC is used by the issuers of tax-exempt governmental obligations to provide the IRS with the information required by section 149(e) and to monitor the requirements of sections 141 through 150.

Who Must File
 Issuers of tax-exempt governmental obligations with issue prices of less than \$100,000 must file Form 8038-GC.
 Issuers of a tax-exempt governmental obligation with an issue price of \$100,000 or more must file Form 8038-G, Information Return for Tax-Exempt Governmental Bonds.
Filing a separate return for a single issue.
 Issuers have the option to file a separate Form 8038-GC for any tax-exempt governmental obligation with an issue price of less than \$100,000.
 An issuer of a tax-exempt bond used to finance construction expenditures must file a separate Form 8038-GC for each issue to give notice to the IRS that an election was made to

pay a penalty in lieu of arbitrage rebate. See the instructions for line 11, later.

Filing a consolidated return for multiple issues. For all tax-exempt governmental obligations with issue prices of less than \$100,000 that aren't reported on a separate Form 8038-GC, an issuer must file a consolidated information return including all such issues issued within the calendar year.
 Thus, an issuer may file a separate Form 8038-GC for each of a number of small issues and report the remainder of small issues issued during the calendar year on one consolidated Form 8038-GC. However, if the issue is a construction issue, a separate Form 8038-GC must be filed to give the IRS notice of the election to pay a penalty in lieu of arbitrage rebate.



Board Meeting Date: 1/10/2022

TITLE: COVID-19 Update

TYPE: Discussion

PRESENTER(S): Dr. Stacie Stanley, Superintendent; and Dr. Randy Smasal, Assistant Superintendent

BACKGROUND: Edina Public Schools developed a Return to School plan that included a layered approach to mitigation efforts of physical distancing, use of HEPA Filters in the classroom and cafeterias, quality hygiene protocols, daily cleaning of high touch surfaces, visitor safety protocol, quarantine protocol, universal masking, organization of vaccination clinics, and a COVID-19 coordinator at each site. Additional COVID-19 testing protocols were added in the fall to support the ability for students who were identified as close contacts to return to in-person learning as soon as possible. The superintendent provides a periodic update to the school board and Edina Public Schools community regarding the status of community transmission of COVID-19 and mitigation efforts.

RECOMMENDATION: Receive periodic report



Board Meeting Date: 1/10/2022

TITLE: COVID-19 Variant Surge Plan

TYPE: Discussion

PRESENTER(S): Dr. Stacie Stanley, Superintendent; Dr. Randy Smasal, Assistant Superintendent; and Jeff Jorgenson, Director of Student Support Services

BACKGROUND: Due to current Omicron variant there is the potential for significant impact on operations including staffing for teachers, paraprofessionals, and bus drivers.

RECOMMENDATION: Review and accept information that outlines the protocols that will be put in place to support student learning during the Omicron Surge.

Desired Outcomes from the Board: Proffer any questions that you might have related to implementation of the January 2022 – February 2022 Omicron Surge plan.

ATTACHMENTS:

Overview

Operational management chart

Updated Asynchronous and Synchronous testing charts

January 10, 2022

Edina School Board Directors,

Over the past few weeks there has been a rise in COVID positivity in the city of Edina due to the Omicron variant, with the most recent report of 851/100,000 case rate. This places the city at the highest level of transmission.

While the Omicron variant appears to be less lethal, it has caused severe influenza like illness for individuals who are both vaccinated and unvaccinated. As a result, local and state public health officials have warned school districts that we must prepare for a significant operational impact, as we may have a significant shortage of teachers, support staff and bus drivers. This coupled with the on-going shortage in substitutes cause grave concern. At the same time, and in alignment with our safe school's plan, national and local health experts strongly encourage districts to continue to provide in-person learning when possible, citing the adverse non-COVID outcomes on student mental health and learning disruptions as key reasons.

In addition to several metro area superintendent meetings that included presentations from local and state public health leaders, I held an incident command team meeting on January 4, 2022. Information garnered at that meeting, along with a follow up meeting with principals was used to develop a plan that will be in place during the time of the Omicron surge. We believe this plan honors our commitment to in-person learning, while also allowing for the agility needed during this time. I have outlined key elements below, and Assistant Superintendent Smasal and Director Jorgenson will provide an overview of the plan.

COVID-19 Variant Surge Plan

January 2022 – February 2022

- K-12 Students remain in person as operational factors such as transportation and staffing allow.
- Determination on the need to move to virtual learning will be made at class, grade, or school level for K-5th grade and at the school level for grades 6-12.
 - If class, grade level or school needs to move to distance learning, this would be for a 5-day time period. On day 4, we will revisit to determine if it needs to be extended and notify families accordingly.
 - All K-12 students will have a device in the event that distance learning is required.
 - In alignment with MN statute 124D.095, we will provide an in-school virtual option for students when there is the need to move to virtual learning.
- Current Universal masking protocols remain in effect for ages 2 years and older
 - KN95 masks ordered for all staff.
 - Exploring order possibility for youth masks such as KF94.
- Layered mitigation strategies will continue including:
 - All students and staff wear masks when riding EPS transportation
 - Monitoring students for the signs and symptoms of infectious disease like influenza and COVID-19
 - Ensure as much physical distancing between students and teachers as is feasible during the day
 - HEPA filters in K-12 classrooms, cafeterias, and nursing offices.
 - Exploring the addition of Corsi-Rosenthal boxes in each school.
 - Promote Hygiene protocols; provide hand-sanitizer stations, and signage provided throughout the school

- Daily or as needed cleaning of high touch surfaces
- Visitor safety protocol
- Quarantine Protocol for staff and students:
 - Update to align with CDC recommendations: Effective 01.12.22 for staff and 1.14.22 for students.
 - 5-day shortened quarantine and 5-day shortened isolation.
- Vaccination clinic scheduled for Thursday, January 20, 2022 at South View & Valley View. We will continue to work with community agencies to schedule and offer vaccination clinics.
- Use of outdoor learning spaces when possible
- COVID Coordinator at each site

The proposed plan also outlines our efforts across departments to support the whole student as we navigate the next few weeks of the Omicron surge.

Sincerely,



Dr. Stacie Stanley

COVID-19 Operations Impact

Goal: To keep buildings open and students at school as COVID numbers rise. While the learning experience may look and feel different than normal, buildings will work to maintain daily routines, structures, schedules and social emotional support critical for students, staff and families.

CLASSROOM TEACHER ABSENCES

EARLY LEARNING CENTER

LEVEL 1

- Utilize all available building subs
- Core Classroom first priority

LEVEL 2

- **Subs:** Reassign current building staff to cover classrooms

LEVEL 3

- Recommend classroom for distance learning
 - Offer Google Meets
 - Activities in Seesaw
 - Take home pack of materials (Sent home earlier this year)
- Distribute students among other classrooms.
- Absent staff teach remotely

LEVEL 4

Cancel classes if lacking necessary staffing

All Staff will report to work during all levels.

*Greater than 9 bus driver absences will impact bus routes

COVID-19 Operations Impact

Goal: To keep buildings open and students at school as COVID numbers rise. While the learning experience may look and feel different than normal, buildings will work to maintain daily routines, structures, schedules and social emotional support critical for students, staff and families.

CLASSROOM TEACHER ABSENCES

ELEMENTARY

LEVEL 1

- Utilize all available building subs
- Core Classroom first priority
 - **Subs:** Specialists, ADSIS, TD, Specialists, ML, licensed paras
 - **Subs:** District staff (TOSAs, Lit Coaches, Alt Comp Coaches)
 - Learners on site will experience reduced specialist services

LEVEL 2

- Distribute students among other classrooms.
- Absent staff teach remotely, if able, add in classroom supervision
- When needed/possible, buildings specialist teams will collaborate to offer classroom teacher preps through:
 - Open gym, extra recess, open drawing time, etc.

LEVEL 3

LEVEL 4

- Recommend classroom, grade level, grade band or school for distant learning for all with childcare options on site. (5 day plan)
- Off Site Learner Experience:**
- **Live, virtual connection:** Morning Meeting, Closing meeting, Math and Reading lessons
 - **Independent, virtual learning:** Reading, Math, Writing assignments and "May Do" activities posted to Schoology and Seesaw
- On Site Learner Experience:**
- All healthy students are welcome to come to school daily.
 - Transportation and food service provided.
 - Supervision provided by on-site available staff
 - Student will complete daily work and Google Meets
 - Students may be combined with other student groups.
 - Daily routines will remain: Lunch, snack, breaks, recess, will be provided
 - Site-based special education programming will be offered on site

Off Site Learners (Levels 1-3)

- Devices and remote learning plans will be shared with students based on COVID related needs - contact with health office or attendance staff.
- Access student work through: Seesaw for kindergarten through grade 2; and Schoology for grades 3-5.
- Teachers will identify "must do" Math, Writing, and Reading lessons which will be located in either Seesaw or Schoology, as well as "may do" activities that will be done either paper/pencil or completed in Seesaw or Schoology electronically.
- Student check-in options (group and/or individual) based on current impact of COVID on the classroom or grade level:
 - E-mail, phone call, assignment feedback, Google Meet, Livestream

All Staff will report to work during all levels.

*Greater than 9 bus driver absences will impact bus routes

COVID-19 Operations Impact

Goal: To keep buildings open and students at school as COVID numbers rise. While the learning experience may look and feel different than normal, buildings will work to maintain daily routines, structures, schedules and social emotional support critical for students, staff and families.

CLASSROOM TEACHER ABSENCES



SECONDARY

LEVEL I

Subs to fill classroom teacher vacancies

Off Site Learner Experience:

- Virtual learning lessons for students while absent with daily check-ins

On Site Learner Experience:

- Maintain typical school schedule for on site students

All Staff will report to work during all levels.

*Greater than 9 bus driver absences will impact bus routes

LEVEL II

Staff absences above 20% (5 day plan)

All learners whether on or off site:

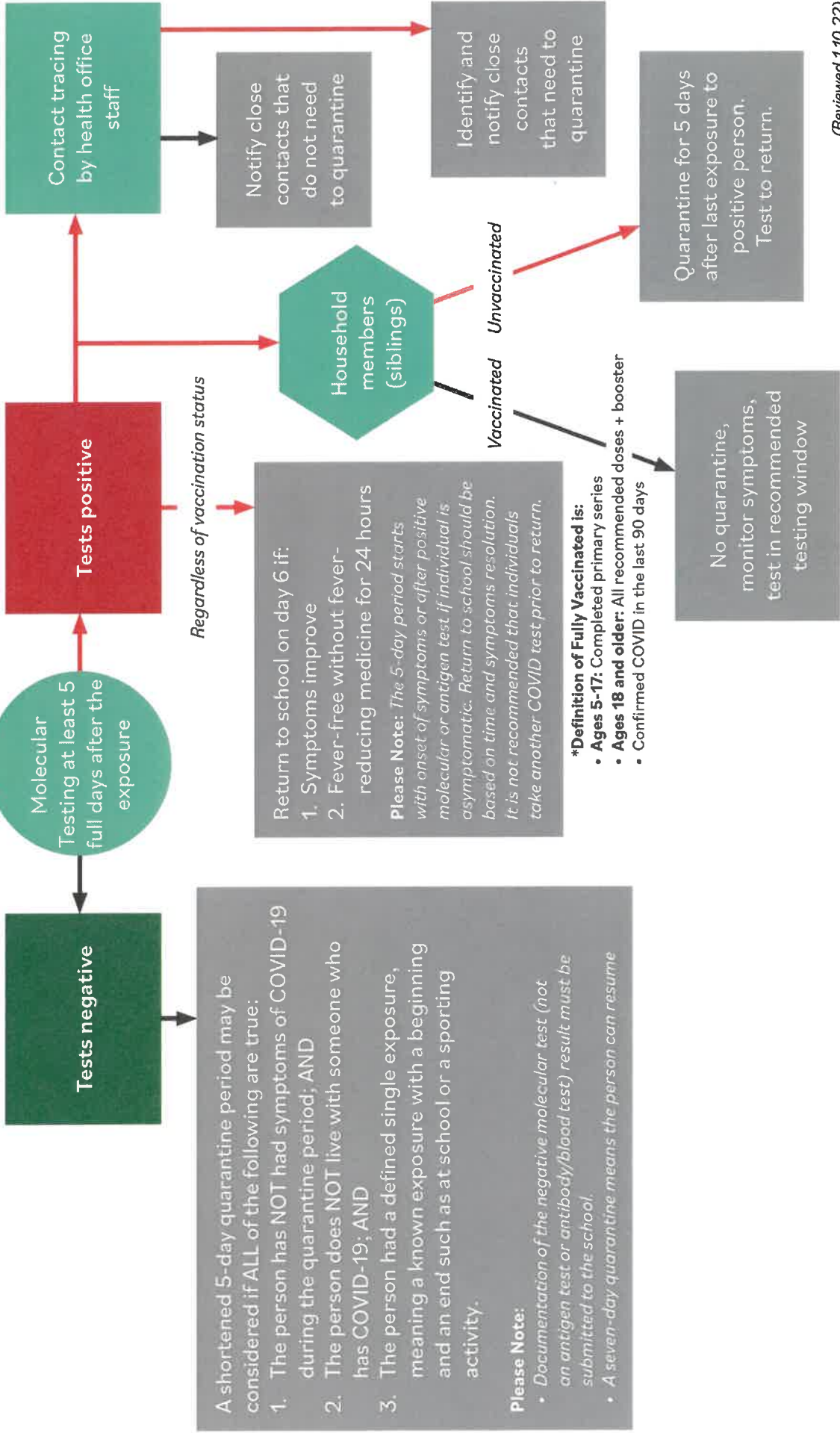
- Virtual learning lessons for students while absent with daily check-ins
- Combination of live and independent learning activities

On Site Learner Experience:

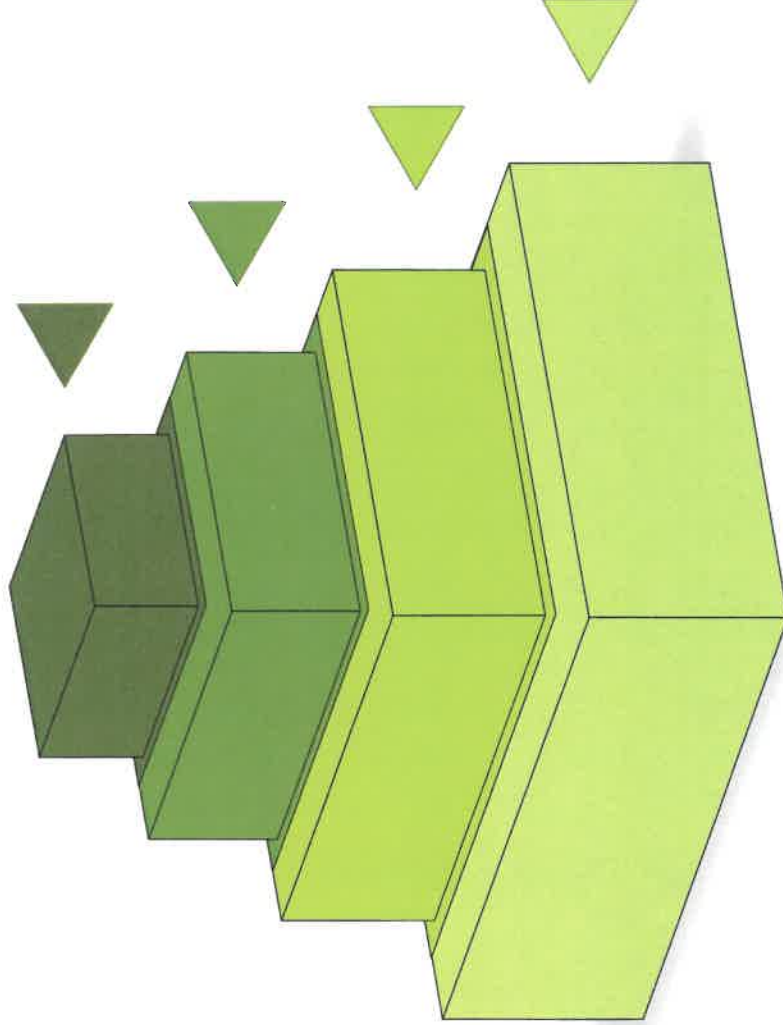
- Students working in a designated space for the day.
- Assigned seating with adult supervision.
- Lunch and breaks will be provided.
- Site-based special education programming will be offered on site

Close Contacts that do meet the criteria for quarantine (i.e. exposed classroom)

School Return Protocol



COVID-19 Testing



Test to Stay

Designed for a small fraction of the population that is mask exempt and unvaccinated. Student will be screened/tested twice weekly to ensure they are able to stay in attendance.

Asymptomatic Testing

The District maintains the option to test students considered to be close contacts that do not meet the criteria for quarantine. This option is a form of surveillance testing allowable with parental permission

5th Day Testing Options

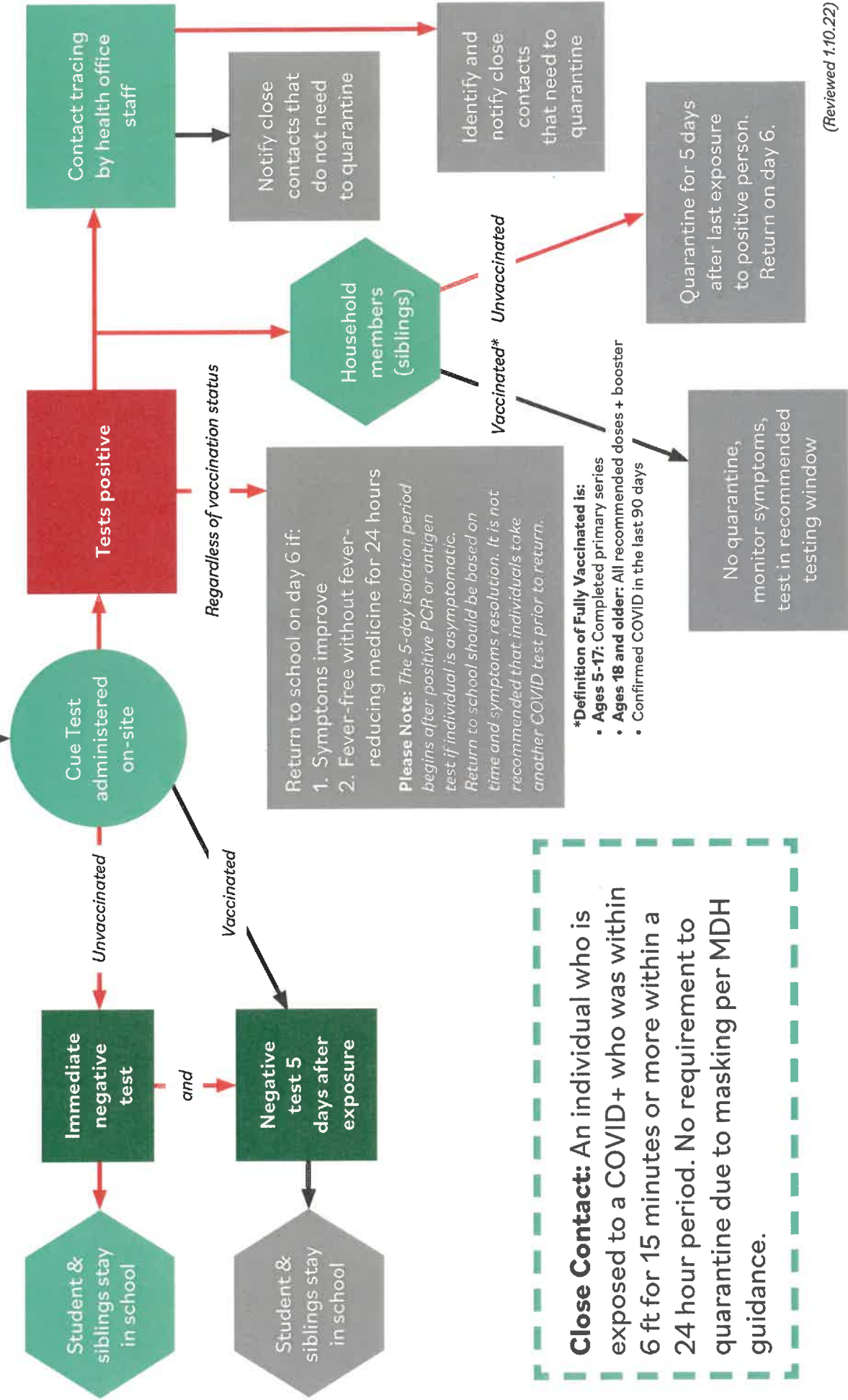
As part of the CDC early return process, families are strongly encouraged to test on the 5th day prior to returning on Day 6. Parents choosing to follow these guidelines can access free kits from the school in the form of BinaxNOW or Veritor.

Symptomatic Testing

Symptomatic students should be tested as soon as possible using testing resources within the community or at home. Parents needing testing resources can access free kits from the school in the form of BinaxNOW or Veritor.

Testing for Asymptomatic Students at EPS

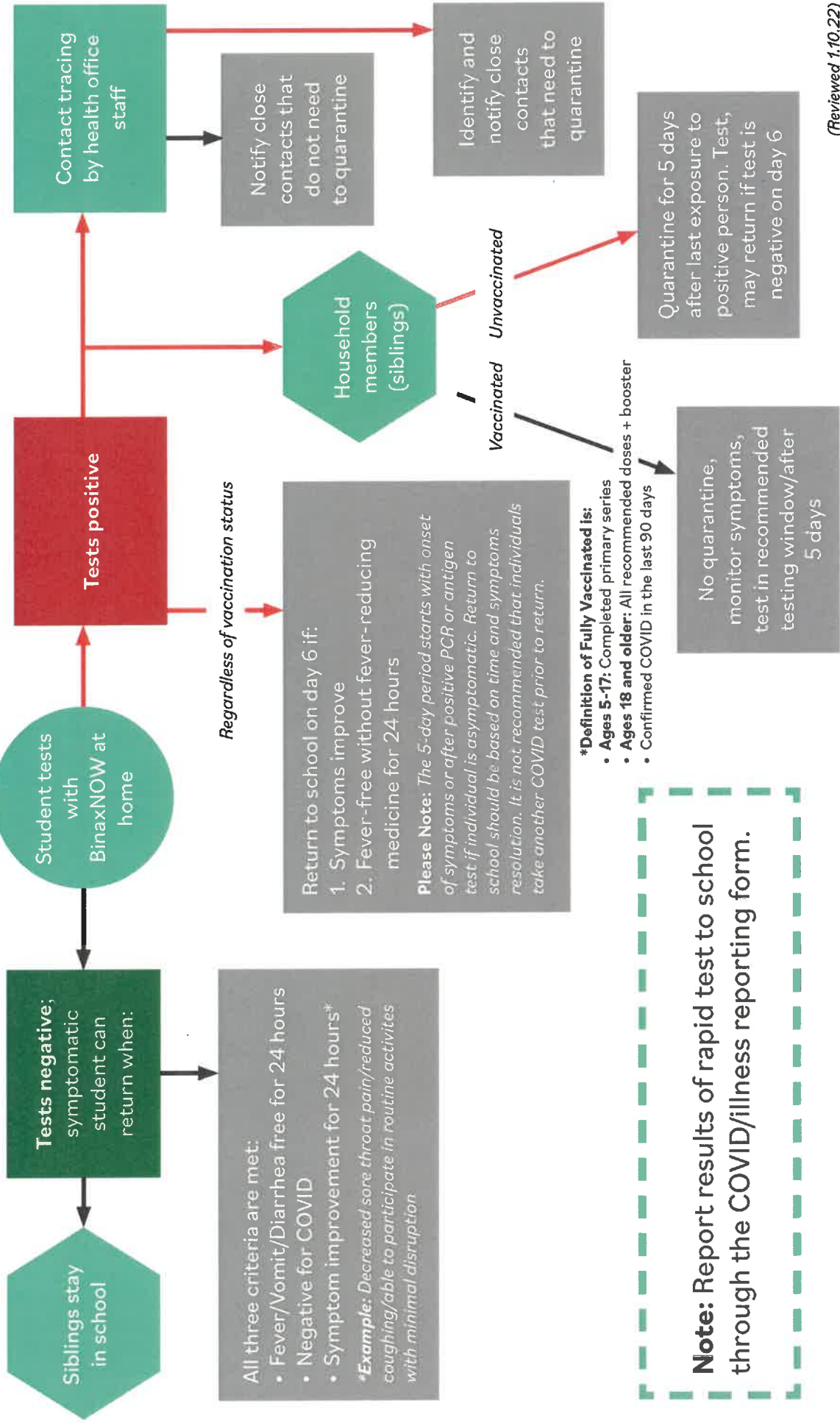
Close Contacts that do not meet the criteria for quarantine (i.e. exposed classroom)



Close Contact: An individual who is exposed to a COVID+ who was within 6 ft for 15 minutes or more within a 24 hour period. No requirement to quarantine due to masking per MDH guidance.

Testing for Symptomatic Students at EPS

Symptomatic Student sent home with BinaxNOW test kit if needed



Regardless of vaccination status

Return to school on day 6 if:
1. Symptoms improve
2. Fever-free without fever-reducing medicine for 24 hours

Please Note: The 5-day period starts with onset of symptoms or after positive PCR or antigen test if individual is asymptomatic. Return to school should be based on time and symptoms resolution. It is not recommended that individuals take another COVID test prior to return.

***Definition of Fully Vaccinated is:**

- Ages 5-17: Completed primary series
- Ages 18 and older: All recommended doses + booster
- Confirmed COVID in the last 90 days

Note: Report results of rapid test to school through the COVID/illness reporting form.



Board Meeting Date: 1/10/2022

TITLE: Resolution Vaccination or Regular Testing

TYPE: Action

PRESENTER(S): Dr. Stacie Stanley, Superintendent

BACKGROUND: The resolution for vaccination or testing was approved to commence on January 17, 2022. Since that time CDC has updated their definition of fully vaccinated.

RECOMMENDATION: Align with CDC guidelines and add requirement of booster vaccination for those who are eligible.

Desired Outcomes from the Board: Review and approve the updated definition for "Fully Vaccinated"

ATTACHMENTS:

01.10.2022 Staff vaccination or testing resolution.



RESOLUTION REQUIRING ALL EPS STAFF EITHER TO BE VACCINATED AGAINST COVID-19 OR TO SUBMIT TO REGULARLY SCHEDULED COVID-19 TESTING

WHEREAS, the Centers for Disease Control and Prevention (“CDC”) and the Minnesota Department of Health (“MDH”) have determined that the COVID-19 pandemic is currently ongoing and may remain ongoing for an unknown time; and

WHEREAS, according to the CDC, “COVID-19 vaccination among all eligible students as well as teachers, staff and household members is the most critical strategy to help schools safely resume full operations”; and

WHEREAS, according to the CDC, “[v]accination is the leading public health prevention strategy to end the COVID-19 pandemic. People who are fully vaccinated against COVID-19 are at low risk of symptomatic or severe infection. A growing body of evidence suggests that people who are fully vaccinated against COVID-19 are less likely to become infected and develop symptoms and are at substantially reduced risk from severe illness and death from COVID-19 compared with unvaccinated people”; and

WHEREAS, according to the State of Minnesota, “staff who access the workplace or provide public service outside of their homes on behalf of an agency without vaccination pose a particular risk of COVID-19 exposure to themselves, their colleagues, and to members of the public. Additionally, ongoing community transmission of the more transmissible Delta variant of COVID-19 in Minnesota especially among unvaccinated individuals, presents a continuous risk of infection”; and

WHEREAS, the federal government, the State of Minnesota, and Hennepin County have all made the decision to require their employees to either be vaccinated against COVID-19 or submit to COVID-19 testing on a frequent, regularly scheduled basis; and

WHEREAS, the Department of Labor’s Occupational Safety and Health Administration (“OSHA”) is developing a rule that will require all employers with 100 or more employees to ensure their workforce is fully vaccinated or require any workers who remain unvaccinated to produce a negative test result on at least a weekly basis before coming to work. OSHA will issue an Emergency Temporary Standard (“ETS”) to implement this requirement; and

WHEREAS, pursuant to Minn. Stat. § 123B.02, subd. 1, the Board of Education of Independent School District No. 273 has “general charge of the business of the district, the school houses, and the interests of the school thereof”; and



WHEREAS, the Board of Education concludes that requiring all staff either to be vaccinated against COVID-19 or to submit to regular COVID-19 testing is in the best interests of the School District, its students, its staff, and the communities it serves.

NOW, THEREFORE, BE IT RESOLVED, by the School Board of Independent School District No. 273 as follows:

1. Requires either:
 - a. All current staff to be fully vaccinated against COVID-19 and to provide proof of full vaccination to Human Resources on or Before **January 17, 2022**. Or
 - b. All staff who remain unvaccinated and/or have not provided proof of vaccination as detailed above to submit to mandatory COVID-19 testing at least **one time per week**. Satisfactory verification of compliance with the COVID-19 testing requirement will be designated by Human Resources. Designations will include, but not be limited to allowable testing options, testing resources, how to submit COVID-19 test results and what to do if results are negative or positive.

2. Any staff member who does not comply with the requirements of either Paragraph 1a or Paragraph 1b will be subject to disciplinary action consistent with any applicable collective bargaining agreement.

3. Any staff member who presents or submits a false, misleading, or inaccurate proof of COVID -19 vaccination will be subject to disciplinary action consistent with any applicable collective bargaining agreement.

4. Definitions:
 - a. "Fully vaccinated" means either:
 - i. Two (2) weeks after the second dose in a 2-dose COVID-19 vaccination (i.e. Pfizer or Moderna), or
 - ii. Two (2) weeks after a single-dose COVID-19 vaccination (i.e., Johnson & Johnson), and
 - iii. having received a booster vaccination if they are eligible after six months.



Staff who do not meet these requirements are not fully vaccinated. This definition shall include any vaccine that has been approved, fully, conditionally, or on an emergency basis, by the Food and Drug Administration or the World Health Organization.

- b. "Staff" means all full or part time Edina Public Schools employees.
 - c. The requirements of Paragraphs 1a or 1b shall also apply to all contracted vendors and their employees, agents and contractors, who have direct contact with students (e.g. child nutrition providers, transportation providers, mental health practitioners, special services providers, athletic trainers).
5. All Edina Public Schools staff hired after the date of this resolution shall either provide proof of full vaccination within 45 days of hire pursuant to Paragraph 1a or submit to weekly testing pursuant to Paragraph 1b. All newly hired staff that do not provide proof of vaccination upon hire or remain unvaccinated must immediately submit to weekly testing until proof of vaccination is received by Human Resources.
6. This Resolution shall be effective immediately and shall remain in effect until rescinded, superseded, or amended. Staff may be subject to additional attestation, vaccination, or testing requirements under federal, state, or local law. The School Board will review this resolution as necessary considering changes to case rates, guidance from the CDC, guidance from the Minnesota Department of Health and/or the Minnesota Department of Education, and any other applicable authorities.

Adopted this _____ day of _____, 2022.

Roll Call Vote



School Board Chair

School Board Clerk



Board Meeting Date: 1/10/2022

TITLE: 2022-2023 Secondary New Course and Course Change Proposals

TYPE: Action

PRESENTER(S): Jody De St. Hubert, Director of Teaching and Learning; and Deb Richards, Gifted Education Coordinator

BACKGROUND: As part of our continuous improvement efforts, each year the Teaching and Learning department brings forth proposals for new courses and recommendations for course changes for School Board review. These proposals and recommendations are generated by district and building staff, reviewed and refined through a committee process and presented to the school board for consideration.

RECOMMENDATION: Review the new course proposals and changes for action at the January 10th Board Meeting.

DESIRED OUTCOMES FROM THE BOARD:

- Approve the recommended new courses and course change proposals at the January 10th Board Meeting.

ATTACHMENTS:

1. Report

New Course Proposals:

- **FACS 6 Exploration South View (currently offered at Valley View)**

Purpose: FACS 6 Exploration as an elective would expand learner choice beyond the current electives in music, art, engineering, & world languages while providing an opportunity to meet the social/emotional and personal development needs of the 6th grade learner.. It would also provide alignment across our middle schools since FACS 6 Exploration is currently offered at Valley View.

Course Title - FACS 6 Exploration

Prerequisites - None

Grade - 6

Length - Year long course that meets every other day for a skinny class which provides the equivalent of 1 semester of content.

Meets Requirements for - Elective

Out of class work -

Fee - None

Course Description: Students will learn how to be lifelong learners who are empowered to make healthy decisions. This course will feature learning opportunities for creativity and collaboration. Students will study personal development, friendship, anti-bullying, child care (how to be a responsible caregiver), nutrition, food preparation, and hand sewing.

- **Introduction to Game Development**

Purpose: Interest in additional computer science opportunities has been growing from the middle schools to the high school. This course will give students another opportunity to grow their computer programming skills while being creative through game design. In addition, with the district proposal for a STEAM focus at the elementary level and STEM focus at the secondary level, this course will provide an additional STEAM opportunity for students at the secondary level.

Course Title - Introduction to Game Development

Prerequisites - None

Grade - 9, 10, 11, 12

Length - Semester, S1 and S2

Meets Requirements for - Elective

Out of class work -

Fee - None

Course Description: This course focuses on the development of 2D and 3D interactive games. Students explore the design of such childhood games as Super Mario Bros., Legend of Zelda, and Portal in a quest to understand how video games themselves are implemented. Via lectures and hands-on projects, the course explores principles of 2D and 3D graphics, animation, sound, and collision detection using frameworks like Unity and LOVE 2D, as well as languages like Lua and C#. By class's end, students will have programmed several of their own games and gained a thorough understanding of the basics of game design and development. This course is based on the CS50's Introduction to Game Development course.

- **Independent Computer Language Study**

Purpose: Interest in additional computer science opportunities has been growing from the middle schools to the high school. This course will give students another opportunity to grow their computer programming skills while being creative through game design. In addition, with the district proposal for a STEAM focus at the elementary level and STEM focus at the secondary level, this course will provide an additional STEAM opportunity for students at the secondary level.

Course Title - Independent Computer Language study

Prerequisites - None
Grade - 9, 10, 11, 12
Length - Semester, S1 and S2
Meets Requirements for - Elective
Out of class work -
Fee - None

Course Description: Want to study a computer language or computer class offered by Coursera, Udemy or EdX for high school credit? Submit a plan of study to the computer science teachers and work everyday in the lab for one period on that course. Your computer science teacher will meet with you once a week or as needed to see your status in the course or help. Many of these courses, when taken together, may offer a certificate of completion.

Course Changes Proposal for Edina High School:

Course Drops Edina High School:

- Fine Arts Capstone:
Purpose for proposed drop: low number of student registration

Course Title Changes Edina High School:

- **Change Film and Literature 1 TO Genre Studies and Analysis:**
Purpose for proposed change: We are changing the name to more accurately reflect the volume and rigor of reading and analytical writing involved in this class. Students read two novels, scholarly essays, historical pieces, short stories, thoughtful reviews, and challenging opinion pieces. In nearly every case, they respond with writing that requires them to consider multiple perspectives, including contrasting the standards, as well as societal impact of choices made by authors and filmmakers on important thematic issues.
- **Change Public Speaking I TO Speech I:**
Purpose for proposed change: Some California Colleges & Universities do not accept our course with the title Public Speaking, however, there is evidence that they do accept other schools who have courses titled "Speech."
- **Change Public Speaking II TO Speech II:**
Purpose for proposed change: Some California Colleges & Universities do not accept our course with the title Public Speaking, however, there is evidence that they do accept other schools who have courses titled "Speech."

Course Changes Proposal for South View and Valley View Middle Schools:

- **Change 8 Fitness Fun TO 8 Personal Fitness:**
Purpose for the proposed change: The title of this elective course better aligns with the South View building focus on personalized learning in relation to the PE standards.

The following changes are being made to ensure implementation of the MN Art Standards and more closely align classes across our Middle School sites.

There are five arts areas: dance, media arts, music, theater, and visual arts. The new standards are no longer "banded", but are laid out by grade level, which creates unique grade level experiences in each arts area. Instruction in arts education in grades K-8 must include all the required 2019 arts standards and grade-level benchmarks in at least three arts areas. Students must meet the standards in two arts areas each year.

On September 8, middle schools teachers from each of the arts areas were invited to join a conversation about the phased-in implementation of the Arts

Phase 1

- Review and analyze new standards
- Conduct an audit of current courses to determine any necessary changes
- Make adjustments to the curriculum to align with new standards
- Identify needed materials and resources to meet the new standards
- Place orders for new materials and resources to support future programming

Phase 2

- Conduct audit of Arts offered by grade level
- Align course offerings to meet MDE guidelines

Phase 3

- Implement program changes to meet MDE guidelines

On November 7 and 8, meetings were held at each middle school. Principals, assistant principals and the arts teachers completed phase 2 of the Arts curriculum review for grades 6 and 7. Options were selected that offer the least amount of disruption to the schedule, course offerings, and teacher FTEs. In addition, options were also selected that continue to provide a breadth of choice for students. One of the choice areas that the team paid specific attention to is STEAM opportunities:

- In 6th grade **all** students have the option to take a STEAM elective. This STEAM elective is Engineering Exploration.
- In 7th grade all students are required to take a STEAM course. This STEAM required course is Design Robotics.
- In 8th grade all students are required to take a STEAM course. This STEAM required course is Flight Space and Electrons.
- An additional coding class, Coding 8, has been added to the course offerings. Students do not need to take Media Arts/Coding 7 to take Coding 8. In addition Media Arts/Coding 7 and Coding 8 are different content, so both can be taken.

As we begin to engage in a Design Process for the further development of Edina STEAM programming, a more in depth audit of all secondary STEAM courses will occur. This audit will help us understand our current reality and then build opportunities that ensure all Edina students K-12 have a rich STEAM education that develops critical thinking skills and dispositions, and assures students are ready for their next level and the challenges and opportunities in the next phase of life.

Course Drops at Valley View and Southview Middle Schools:

- Art Exploration at Grade 7

Course Title Changes at Valley View and Southview Middle Schools:

- Change Art & Words 6 **TO Media Arts 6**
- Change Art in the Digital Age **TO Media Arts/Coding 7**
- Change Introduction to Coding **TO Coding 8**

Financial Summary for 2022-23:

Course Name	School	Approx. Development Costs
FACS 6 Exploration	Southview	Curriculum Writing: Approximately \$500.00
Introduction to Game Development	Edina High School	Curriculum Writing: Approximately \$500.00
Independent Computer Language Study	Edina High School	Curriculum Writing: Approximately \$500.00
Media Arts 6	Southview & Valleyview	Curriculum Writing: Approximately \$500.00
Media Arts/Coding 7	Southview & Valleyview	Curriculum Writing: Approximately \$500.00



Board Meeting Date: 1.10.2022

TITLE: Edina High School Science Review: Course Pathway Recommendations

TYPE: Action

PRESENTER(S): Jody De St. Hubert, Director of Teaching and Learning; and Mark Carlson, Math Coordinator

BACKGROUND: Edina Public Schools is in the middle of our K-12 Science Curriculum review. This review was instigated by the change in Minnesota State Science Standards approved in July of 2019 to be fully implemented in 2024-25. At the January 11th, 2021 School Board Meeting the Board approved a new course to be offered in 8th grade for 2021-22 school year and at Edina High School for 9th grade students for the 2022-23 school year.

RECOMMENDATION: Review the Edina High School recommended science course pathways for action at the January 10th Board Meeting.

DESIRED OUTCOMES FROM THE BOARD:

- Approve the recommended pathway at the January 10th Board Meeting.

ATTACHMENTS:

1. Report

Overview:

Edina Public Schools is in the middle of a review of our K-12 Science Curriculum. This review was instigated by the change in Minnesota State Science Standards by the Minnesota Department of Education. The education commissioner approved a draft of these new standards in July of 2019 for full implementation by the beginning of the 2024-25 school year. At the January 11th, 2021 School Board Meeting this Board approved a new course to be offered in 8th grade for 2021-22 school year and at Edina High School for 9th grade students for the 2022-23 school year. The course satisfies the requirement set out by the state for all students to complete the Minnesota High School Earth Science Standards.

The new Minnesota Science Standards are designed around a three-dimensional approach. Each benchmark integrates a disciplinary core idea, scientific practice and crosscutting concept. This new approach focuses on a smaller number of core ideas rather than a countless number of facts and details. It is important to recognize that the core ideas called for are more demanding than the content in the previous state science standards. Therefore the overall rigor of science across the state of Minnesota will increase with the implementation of these new standards.

The purpose of this report is to update the board on the progress of the science review for Edina High School, and to provide the board with an update of implementation to meet the MDE date of full implementation of the 2019 Science Standards. In addition, the administration is asking the board to consider the Science Course Pathways to meet state standards for approval.

Current Progress of Science Review for EHS:

Teachers from the EHS Science Department in conjunction with middle school teachers from both South View and Valley View Middle School have developed the Earth Science Course for implementation at both the middle and high school level to meet the high school earth science standards. This will be the only course change that will occur for the 22-23 school year. Teachers of this course have gone through the process of using the standards to determine measurement topics and proficiency scales to identify the learning progression needed to meet the standards, and also how students can extend their learning beyond the standards.

This work will provide teachers with the basis to assess students both on the standards and on their ability to exceed standards in all measurement topics. This will also give teachers the structure necessary to create an Earned Honors distinction within the

course. This will allow students to receive recognition for going deeper and demonstrating extended learning in the area of Earth Science.

This year, science teachers at EHS are beginning to work on better understanding the new Minnesota State Science Standards and how they will impact the other science courses beyond Physical Earth Science. Teachers will have several opportunities this year to learn more about the standards, look at ways they can be implemented in their classrooms and how they can assess student learning based on the standards.

Timeline for implementation of other standards bearing courses:

Implementation of the new science standards will occur in the 23-24 school year for courses in Chemistry, Biology and Physics. Teachers will use the 22-23 school year to embed new standards in courses by determining what will be taught, how it will be taught and also how it will be assessed. Through the Design Team process, teachers will also review available resources to ensure Edina students and teachers have access to the best materials for each science course. In addition, EPS will examine our elective course offerings to determine what changes may need to occur to best meet the needs of Edina students given these new standards.

We are currently on track to have all standards implemented one year ahead of the full implementation year set forth by the Minnesota Department of Education. This will give teachers of our Biology courses a year to teach with the new standards and materials prior to the MCA assessment being aligned to the new standards. This will also give EPS some flexibility if one or more of the areas needs additional time to prepare prior to the 24-25 school year.

How students will meet state standards in Science:

According to the new graduation requirements for science, all students must complete the physical earth science, life science and either the chemistry or physics benchmarks. Due to the update in the graduation requirements for science, EPS has modified the recommendation about how students meet these high school standards. Teachers have created recommended pathways based upon the middle school pathway students followed (see figure 1 below). These are the recommended order in which students should take courses based upon the knowledge and experience of EHS teachers. However, there are many pathways available provided a student meets the high school requirements listed at the top of figure 1. Highly motivated students will have the opportunity to complete work determined by the high school science teachers in order to enroll directly into an AP Biology or AP Chemistry if it is a good fit for the student (see

figure 1 below). Information regarding this option will be in the course registration guide. The EHS Science Department will work to communicate the availability of these options in science classes at the time of registration. Students interested in additional acceleration in high school can take advantage of the Credit by Assessment option or take two science courses in one year.

As is indicated on the figure 1 below, Physical Earth Science will be the first high school course and will provide students with a foundation for the other science courses. EHS science teachers believe that having a course in Chemistry prior to taking Biology is a key to a better understanding of the life sciences and therefore are recommending this course be taken prior to the required Biology course. As a result, teachers recommended pathways prioritize Chemistry over Physics. Although students are required to take 3 years (6 semesters) of Science, the EHS science department is recommending taking a science course for all four years of high school. All Minnesota Standards bearing courses will have either an Enriched/Extended course or an Earned Honors available.

The elective science courses that are indicated on figure 1 and grouped by prerequisite courses will be evaluated and updated as needed through the remainder of the review process. The need for changes in physics will also be addressed through this review process. Currently EHS teachers would like to explore offering both AP Physics I and AP Physics C. This work will be done as they continue the review process. Any course additions or changes will go through the normal process when the Teaching and Learning and the High School Science Design Team are ready to make recommendations.

All students will take the science MCA in the year in which they take a Biology course. This MCA test will assess the high school life science benchmarks. The assessment will be over the new benchmarks beginning in the 24-25 school year.

Figure 1

Secondary Science Pathways

Science High School Requirements:

All students must complete:

- 6 semester credits of science.
- Physical Earth Science before taking any other courses.
- one year of a Biology course.
- one year of either a Chemistry or Physics course.

Teacher Recommended Pathways

	Pathway 1	Pathway 2
9th Grade	Phys. Earth Science	Chemistry
10th Grade	Chemistry	Biology
11th Grade	Biology	Physics or Elective
12th Grade	Physics or Elective	Physics or Elective

Pathway 1: Allows for more time for extension/enrichment in middle school and follows state standards by grade level.

Pathway 2: Acceleration of the middle school science standards; **Physical Earth Science completed in 8th Grade.**

Note: All MN standards bearing courses will have either an Enriched/Extended Course or Earned Honors available

Elective Courses

Chemistry is a prerequisite for:

AP Chemistry*
Forensics
Organic Chemistry
Physical Universe

Biology is a prerequisite for:

Comparative Anatomy
Environmental Studies
Human Anatomy
AP Environmental Science

Biology & Chemistry are prerequisites for:

AP Biology*

Physical Earth Science is a prerequisite for:

Physics/AP Physics I

AP Physics I & Calculus BC are prerequisites for:

AP Physics C

**Students can complete equivalent work determined by EHS Science Dept. to enroll in an AP course without meeting prerequisite. Students can work with high school science teachers and counselors if interested in this option.*



Board Meeting Date: 1/10/2022

TITLE: Financial Statements for the Fiscal Year Ended June 30, 2020 and Report of Independent Certified Public Accountants - Malloy, Montague, Karnowski, Radosevich & Co., P.A.

TYPE: Action

PRESENTER(S): Bill Lauer, MMKR and John Toop, Director of Business Services

BACKGROUND: The Board Finance & Facilities Committee and administration have reviewed and recommend approval of the report.

RECOMMENDATION: Approve the financial statements for fiscal year ended June 30, 2021, and the report of the independent certified public accountants - Malloy, Montague, Karnowski, Radosevich & Co., P.A.

Desired Outcomes from the Board: Review the audit report and be prepared to ask questions regarding the finances of the district as it relates to the audit report presented.

ATTACHMENTS:

1. MMKR FY20-21 Audit Presentation
2. FY20-21 Summary of Funds
3. FY20-21 Financial Statements
4. FY20-21 Management Report
5. FY20-21 Corrective Action Plan (CAP)



Independent School District No. 273
Audit Report
Year Ended June 30, 2021
Malloy Montague, Karnowski,
Radosevich, & Co., P.A.





Auditor's Role

- **Opinion on Basic Financial Statements**
- **“Single Audit” of Federal Awards**
- **Test Internal Controls and Compliance**
 - **Financial statement audit**
 - **Federal “Single Audit”**
 - **State laws and regulations**



Audit Results – District Audit

- **Clean Opinion on Basic Financial Statements**
- **Internal Control Over Financial Reporting**
 - *No findings reported for 2021*
- **Compliance – Financial Reporting**
 - *No findings reported for 2021*
- **Minnesota Legal Compliance**
 - *One finding reported for 2021 – Unclaimed Property Report*



Audit Results – Federal Single Audit

- **Clean Opinion on Schedule of Federal Awards**
 - *Major Programs – Coronavirus Relief Fund and Education Stabilization Fund*
- **Internal Control Over Federal Compliance**
 - *No findings reported for 2021*
- **Compliance with Federal Program Requirements**
 - *No findings reported for 2021*



Audit Results – Follow-up on Prior Year Findings

- **Internal Control over Financial Reporting**
 - *Timeliness of year-end and periodic account reconciliations*
 - *Corrected in FY 2021*

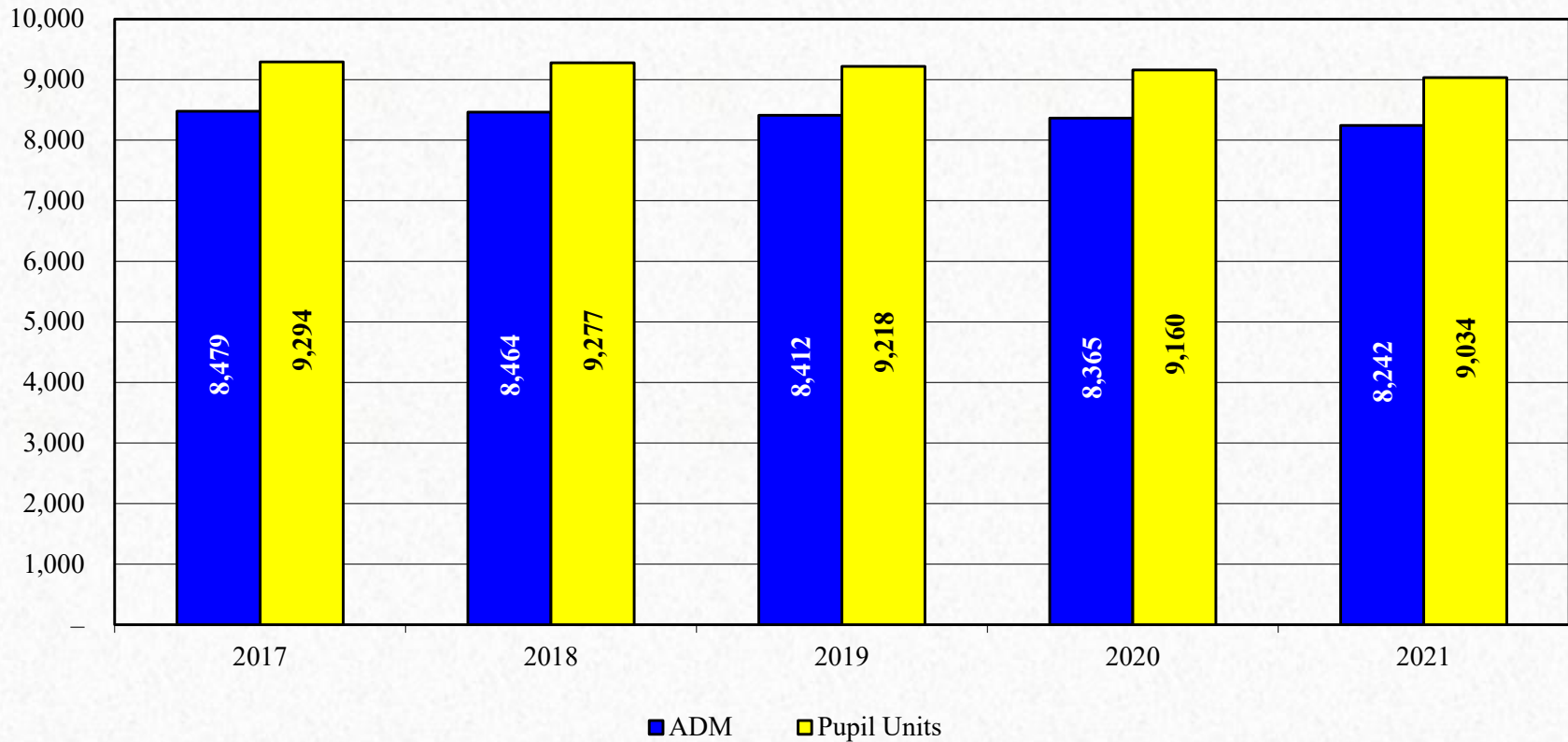
- **Internal Control Over Federal Compliance**
 - *Suspension and debarment verification*
 - *Corrected in FY 2021*

- **Minnesota Legal Compliance**
 - *Contractor's withholding affidavit*
 - *Corrected in FY 2021*



Students Served – ADM and Pupil Units

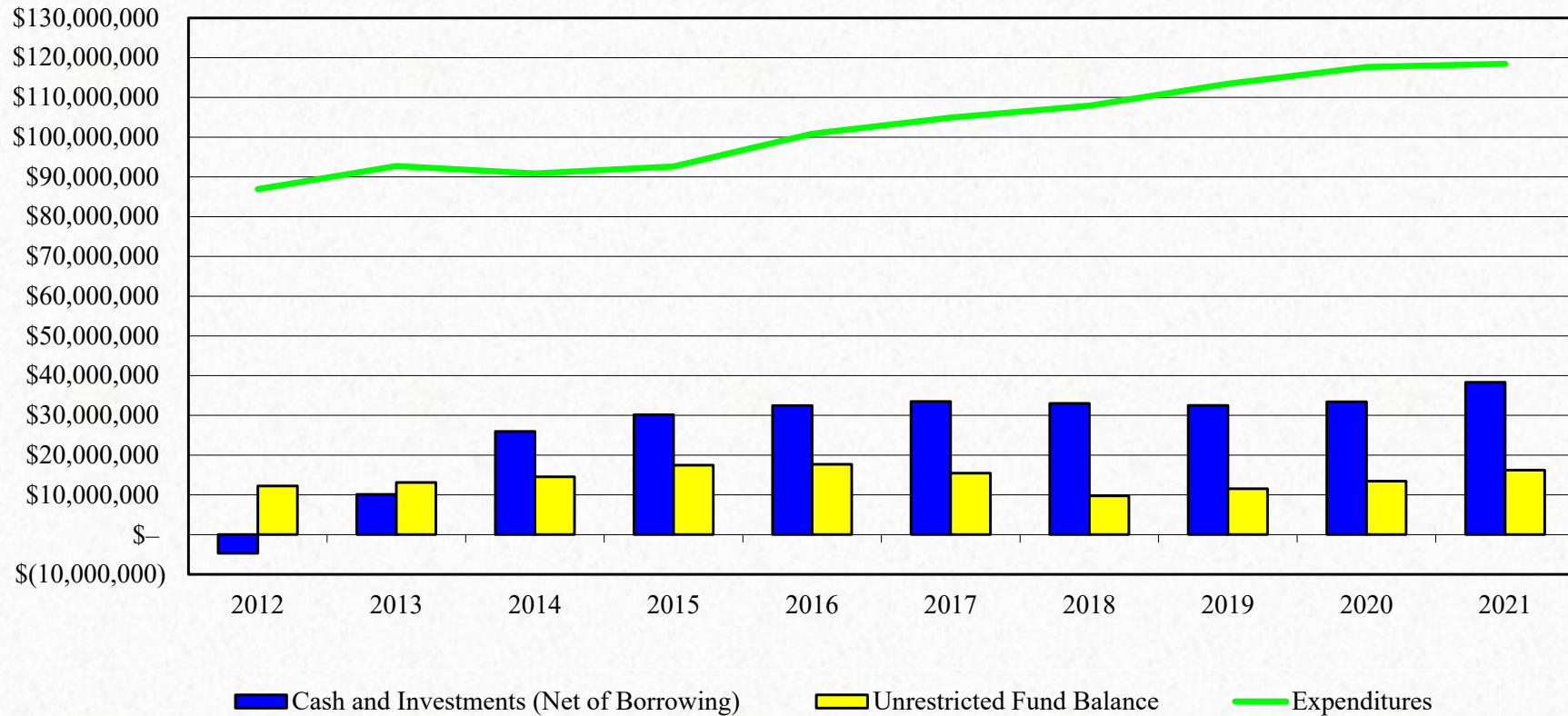
Adjusted ADM and Pupil Units Served





General Fund Financial Position

General Fund Financial Position
Year Ended June 30,



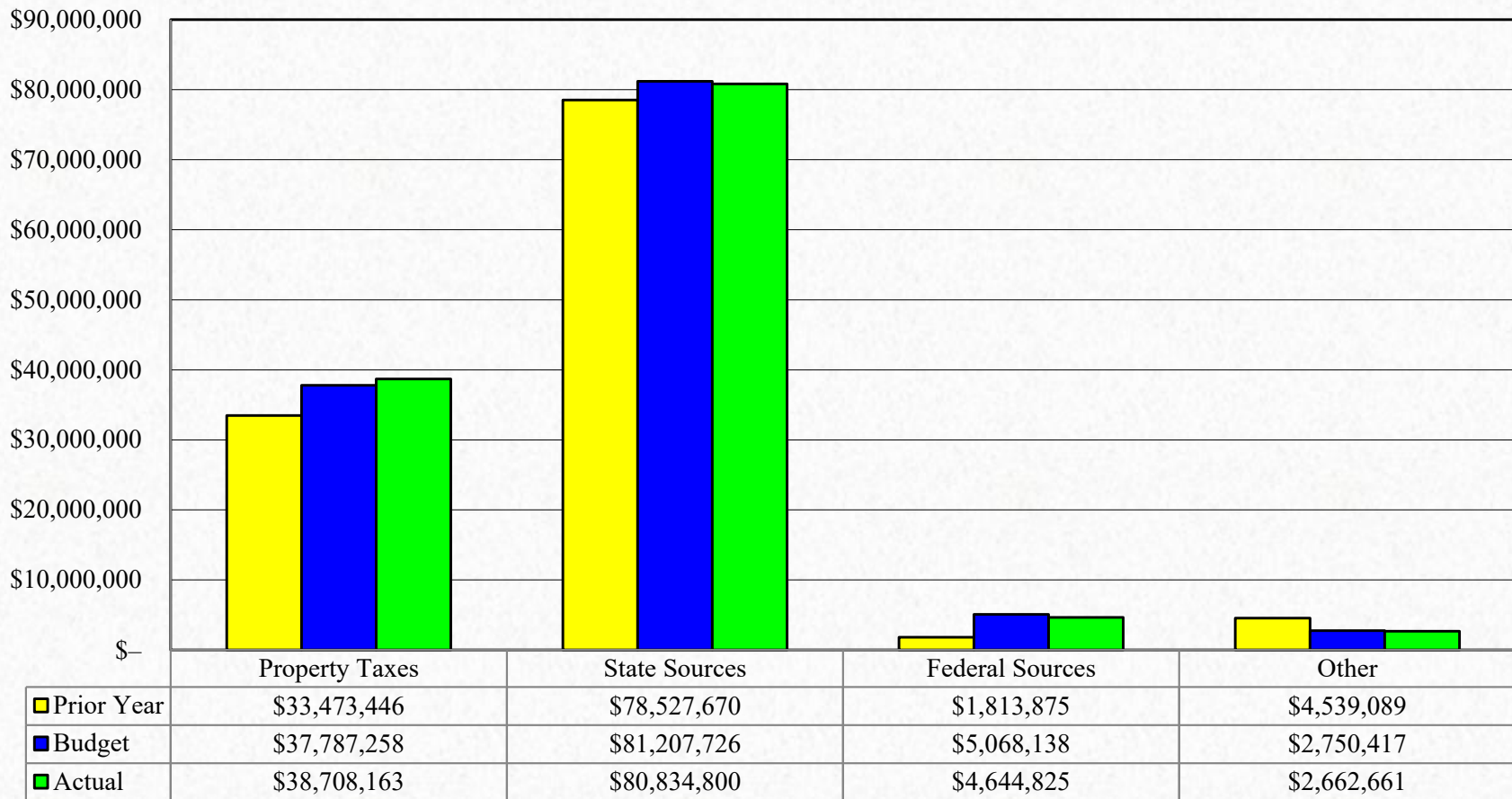


General Fund Financial Position

	June 30,		
	2019	2020	2021
Nonspendable fund balances	\$ 31,133	\$ —	\$ —
Restricted fund balances	2,624,734	1,459,232	1,333,034
Unrestricted fund balances			
Committed	1,037,614	1,068,409	1,074,602
Assigned	3,534,808	3,752,941	6,094,910
Unassigned	6,954,177	8,613,512	9,061,060
 Total fund balance	 <u>\$ 14,182,466</u>	 <u>\$ 14,894,094</u>	 <u>\$ 17,563,606</u>
 Unrestricted fund balances as a percentage of expenditures	 <u>10.2%</u>	 <u>11.4%</u>	 <u>13.7%</u>
 Unassigned fund balances as a percentage of expenditures	 <u>6.1%</u>	 <u>7.3%</u>	 <u>7.6%</u>

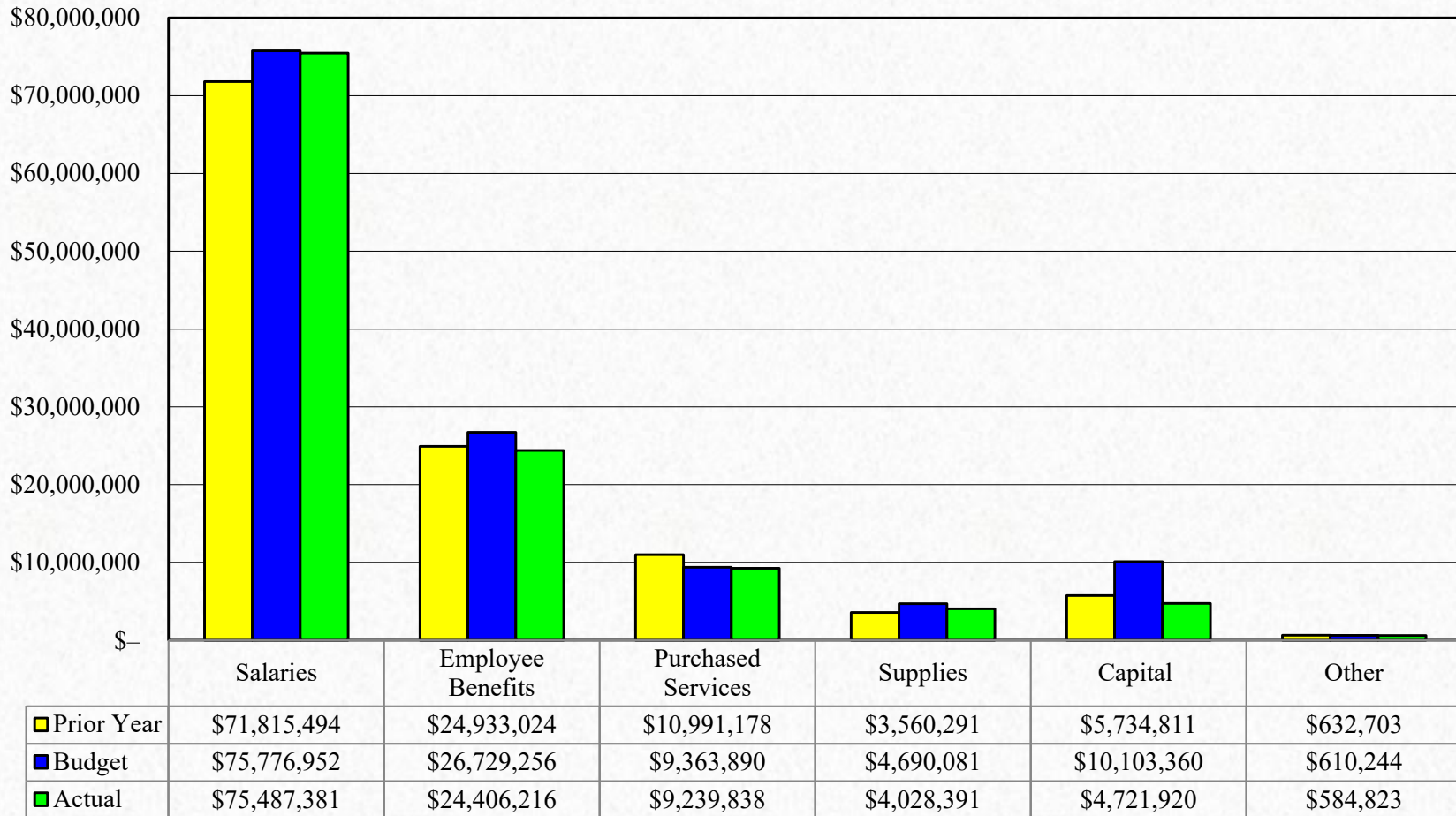


General Fund Revenue





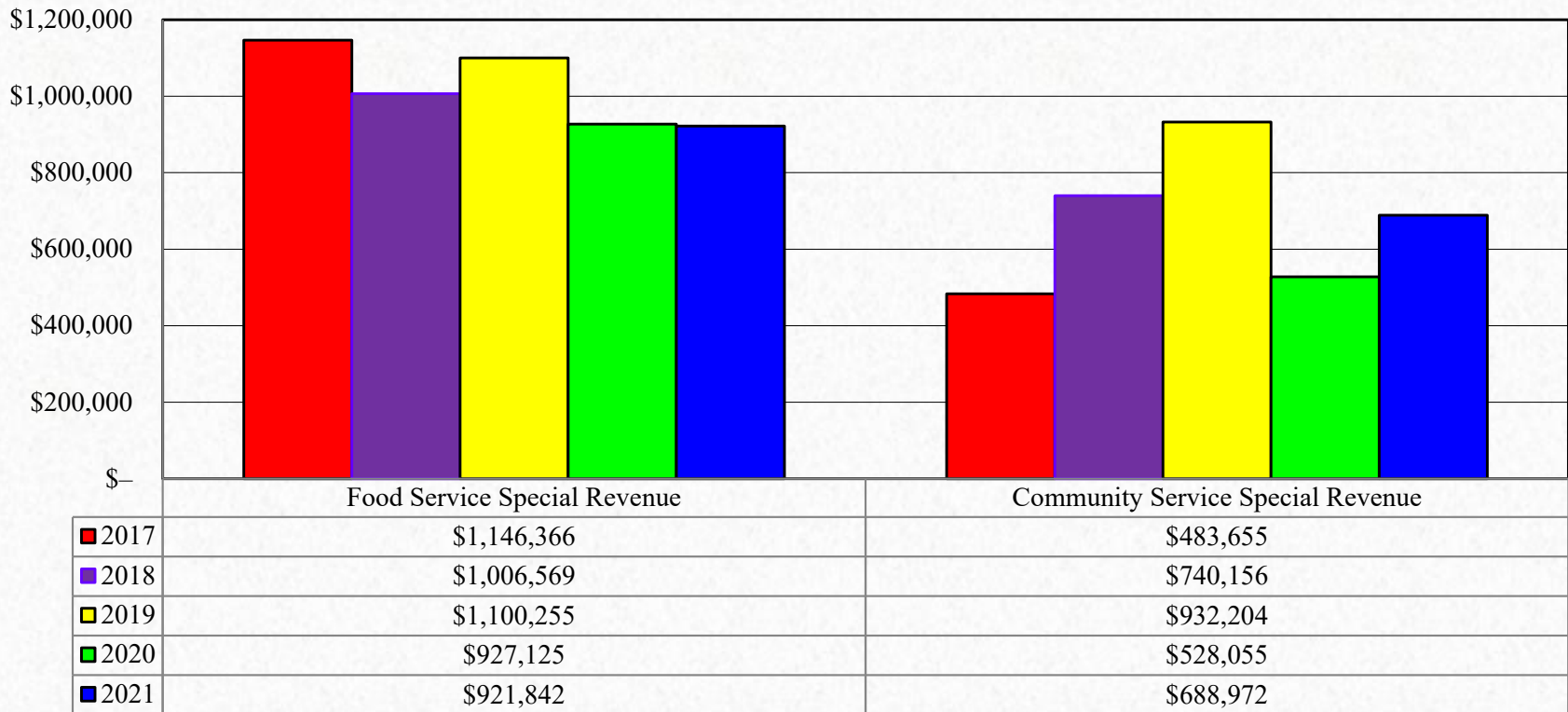
General Fund Expenditures





Other Operating Funds

Other Operating Funds
Total Fund Balances





Statement of Net Position

	June 30,		
	2021	2020	Change
Net position – governmental activities			
Total fund balances – governmental funds	\$ 29,882,026	\$ 31,790,173	\$ (1,908,147)
Total capital assets, net of depreciation	276,700,869	265,650,906	11,049,963
Bonds, certificates, capital leases, and other	(202,552,503)	(200,362,447)	(2,190,056)
Pension and OPEB liabilities and deferrals	(146,825,625)	(140,684,642)	(6,140,983)
Other adjustments	(2,138,534)	(2,299,413)	160,879
	<u>\$ (44,933,767)</u>	<u>\$ (45,905,423)</u>	<u>\$ 971,656</u>
Net position			
Net investment in capital assets	\$ 74,779,603	\$ 69,414,627	\$ 5,364,976
Restricted	10,673,134	11,777,774	(1,104,640)
Unrestricted	(130,386,504)	(127,097,824)	(3,288,680)
	<u>\$ (44,933,767)</u>	<u>\$ (45,905,423)</u>	<u>\$ 971,656</u>

	A	B	D	E	F	G	H	I	J	K	L	M	N	O
1	INDEPENDENT SCHOOL DISTRICT #273													
2	COMBINED STATEMENT OF BUDGETED AND ACTUAL REVENUES, EXPENDITURES,													
3	AND PROJECTED AND ACTUAL CHANGES IN FUND BALANCE													
4	Fiscal Year Ending June 30, 2021													
5		Audited Balance June 30, 2020	FY20-21 Original Revenues	FY20-21 Revised Revenues	FY20-21 Actual Revenues	FY20-21 Original Expenditures	FY20-21 Revised Expenditures	FY20-21 Actual Expenditures	FY20-21 Original Required Transfers	FY20-21 Revised Required Transfers	FY20-21 Actual Required Transfers	Original Projected Balance June 30, 2021	Revised Projected Balance June 30, 2021	Actual Balance June 30, 2021
6	GENERAL FUND (01)													
7	Nonspendable - General	-	-	-	-	-	-	-	-	-	-	128,765	-	-
8	Nonspendable - Capital	-	-	-	-	-	-	-	-	-	-	-	-	-
9	Subtotal Nonspendable	-	-	-	-	-	-	-	-	-	-	128,765	-	-
10	Restricted for Student Activities	26,531	-	-	994	-	-	1,695	-	-	-	26,531	26,531	25,830
11	Restricted for Staff Development	-	1,218,561	1,198,333	1,186,239	1,046,755	1,198,333	754,431	-	-	(231,808)	171,806	-	200,000
12	Restricted for Capital - Carryover	364,200	-	-	52,823	-	-	364,200	-	-	-	364,200	-	417,023
13	Restricted for Capital	964,138	2,963,891	2,876,226	2,985,043	3,117,140	3,145,160	2,496,195	-	(262,805)	(762,805)	810,889	432,399	690,181
14	Restricted for Capital Projects (Tech) Levy	-	-	375,000	1,357,085	-	375,000	1,357,085	-	-	-	-	-	-
15	Restricted for Learning & Development	-	1,899,726	1,836,344	1,826,524	1,899,726	1,836,344	1,826,524	-	-	-	-	(0)	-
16	Restricted for Success Center ALC	-	148,235	146,639	94,545	237,643	276,968	305,635	87,905	130,329	211,090	(1,503)	-	-
17	Restricted for High School ALP	-	271,161	271,161	306,502	376,656	235,721	388,934	46,014	(35,440)	82,432	(59,481)	-	-
18	Restricted for Gifted Education	-	133,627	131,626	124,301	1,143,472	1,217,543	1,070,732	1,009,845	1,085,917	946,430	-	-	-
19	Restricted for Basic Skills-ML	-	291,718	313,349	299,868	1,242,273	1,379,292	1,366,015	950,555	1,065,944	1,066,147	-	-	-
20	Restricted for Basic Skills-Compensatory	-	296,252	296,252	296,252	-	-	297,532	-	-	-	-	-	1,280
21	Restricted for Achievement & Integration	104,363	1,209,280	1,157,280	1,127,387	1,209,280	1,283,425	1,244,714	-	21,782	12,963	104,363	0	0
22	Restricted for Safe Schools	-	464,682	464,682	464,682	525,989	695,426	733,916	61,307	230,744	269,234	-	-	-
23	Restricted for Basic Skills-Compensatory Ext Time	-	10,369	-	-	-	-	-	(10,369)	-	-	-	-	-
24	Restricted for Long Term Facilities Maintenance	-	8,989,194	8,989,194	8,989,194	7,430,979	7,430,979	2,954,030	(1,558,215)	(1,558,215)	(6,035,164)	-	-	-
25	Restricted for Medical Assistance	-	202,526	115,553	42,675	202,526	202,526	42,675	-	86,973	-	-	-	-
26	Subtotal Restricted	1,459,232	18,099,222	18,171,639	19,154,115	18,728,692	19,937,169	14,840,113	587,042	765,228	(4,440,200)	1,416,805	458,929	1,333,034
27	Committed 1% of Unassigned Fund Balance	1,068,409	-	-	-	-	-	-	-	-	6,192	1,068,409	1,068,409	1,074,602
28	Subtotal Committed	1,068,409	-	-	-	-	-	-	-	-	6,192	1,068,409	1,068,409	1,074,602
29	Assigned for Separation/Retirement Benefits	3,269,673	-	-	-	-	-	-	-	-	248,438	3,269,673	3,269,673	3,518,111
30	Assigned for Q Comp	43,920	2,237,546	2,453,906	2,456,343	2,318,231	2,398,871	2,235,305	-	-	-	(36,765)	98,955	264,958
31	Assigned for Literacy and Virtual Programming	-	-	-	-	-	-	-	-	-	1,738,818	-	-	1,738,818
32	Assigned for Donations Carryover	439,348	-	141,800	358,529	-	544,780	224,854	-	-	-	439,348	36,368	573,023
33	Subtotal Assigned	3,752,941	2,237,546	2,595,706	2,814,871	2,318,231	2,943,652	2,460,159	-	-	1,987,256	3,672,256	3,404,995	6,094,910
34	Unassigned - Unemployment	(285,490)	89,626	89,626	151,193	75,000	800,000	(108,433)	-	-	-	(270,864)	(995,864)	(25,864)
35	Unassigned - Lease Levy	-	-	-	-	-	-	-	-	-	-	-	-	0
36	Unassigned - Career and Technical	-	111,842	111,842	95,228	162,146	147,767	311,337	50,304	35,925	216,109	-	-	0
37	Unassigned - General	8,899,001	103,214,423	105,844,725	104,640,227	100,406,550	103,708,000	100,647,784	(2,195,561)	(2,359,368)	(3,804,521)	9,511,313	8,676,359	9,086,924
38	Subtotal Unassigned	8,613,512	103,415,891	106,046,193	104,886,648	100,643,696	104,655,766	100,850,687	(2,145,257)	(2,323,443)	(3,588,412)	9,240,449	7,680,495	9,061,060
39	Total General	14,894,094	123,752,659	126,813,539	126,855,634	121,690,618	127,536,588	118,150,958	(1,558,215)	(1,558,215)	(6,035,164)	15,526,684	12,612,830	17,563,605
44	FOOD SERVICE FUND (02)													
45	Nonspendable	-	-	-	-	-	-	-	-	-	-	-	-	0
46	Restricted	927,125	3,100,372	1,231,969	1,424,438	3,082,555	1,584,356	1,429,720	-	-	-	944,942	574,738	921,842
47	Total Food Service	927,125	3,100,372	1,231,969	1,424,438	3,082,555	1,584,356	1,429,720	-	-	-	944,942	574,738	921,842
49	COMMUNITY SERVICE FUND (04)													
50	Nonspendable Community Ed - General	-	-	-	-	-	-	-	-	-	-	-	-	-
51	Restricted for Community Ed - General	364,259	8,145,504	3,796,555	4,502,791	7,889,512	3,747,947	4,374,433	-	-	-	620,252	412,867	492,617
52	Restricted for ECFE	61,180	649,794	450,521	486,746	597,113	287,217	471,694	-	-	-	113,861	224,484	76,232
53	Restricted for School Readiness	75,443	185,128	171,628	213,088	232,253	206,545	219,805	-	-	-	28,318	40,526	68,726
54	Restricted for Other Community Ed	27,173	287,824	287,824	188,648	265,725	265,725	164,425	-	-	-	49,272	49,272	51,397
55	Total Community Service	528,055	9,268,250	4,706,528	5,391,273	8,984,603	4,507,435	5,230,357	-	-	-	811,702	727,149	688,971
57	Total Operating Funds	16,349,274	136,121,281	132,752,035	133,671,345	133,757,777	133,628,378	124,811,036	(1,558,215)	(1,558,215)	(6,035,164)	17,283,328	13,914,717	19,174,419
59	BUILDING FUND (06)													
60	Nonspendable - Tech Levy	-	-	-	11,431	-	-	-	-	-	-	-	-	11,431
61	Restricted for Capital/Technology Levy	416,531	6,310,672	6,022,200	5,120,994	6,421,152	6,046,152	4,878,251	-	-	-	306,051	392,579	659,275
62	Restricted for \$7M Building Bond	0	-	-	-	-	-	77,189	-	-	-	0	0	(77,189)
63	Restricted for Long Term Facilities Maintenance	11,997,408	80,000	11,795,000	11,368,910	16,042,552	18,555,623	22,602,356	1,558,215	1,558,215	6,035,164	(2,406,929)	6,795,000	6,799,126
64	Total Building	12,413,939	6,390,672	17,817,200	16,501,335	22,463,704	24,601,775	27,557,795	1,558,215	1,558,215	6,035,164	(2,100,878)	7,187,579	7,392,643
66	DEBT SERVICE FUND (07)													
67	Restricted for Bond Refunding	-	-	10,432,000	10,705,383	-	10,432,000	10,530,143	-	-	(175,240)	-	-	0
68	Restricted Fund Balance	3,026,960	14,764,983	14,764,983	14,742,101	14,630,538	14,630,538	14,629,338	-	-	175,240	3,161,405	3,161,405	3,314,963
69	Total Debt Service	3,026,960	14,764,983	25,196,983	25,447,483	14,630,538	25,062,538	25,159,481	-	-	-	3,161,405	3,161,405	3,314,963
71	INTERNAL SERVICE FUND - Dental (20)													
72	Unassigned Fund Balance	601,205	870,000	870,000	871,285	870,000	870,000	896,278	-	-	-	601,205	601,205	576,212
73	Total Internal Service	601,205	870,000	870,000	871,285	870,000	870,000	896,278	-	-	-	601,205	601,205	576,212
74	TOTAL ALL FUNDS	32,391,379	158,146,936	176,636,218	176,491,448	171,722,019	184,162,691	178,424,590	-	-	-	18,945,061	24,864,907	30,458,237

INDEPENDENT SCHOOL DISTRICT NO. 273
EDINA, MINNESOTA

Financial Statements
and Supplemental Information

Year Ended
June 30, 2021

THIS PAGE INTENTIONALLY LEFT BLANK

INDEPENDENT SCHOOL DISTRICT NO. 273

Table of Contents

	Page
INTRODUCTORY SECTION	
SCHOOL BOARD AND ADMINISTRATION	1
FINANCIAL SECTION	
INDEPENDENT AUDITOR’S REPORT	2–4
MANAGEMENT’S DISCUSSION AND ANALYSIS	5–16
BASIC FINANCIAL STATEMENTS	
Government-Wide Financial Statements	
Statement of Net Position	17
Statement of Activities	18
Fund Financial Statements	
Governmental Funds	
Balance Sheet	19–20
Reconciliation of the Balance Sheet to the Statement of Net Position	21
Statement of Revenue, Expenditures, and Changes in Fund Balances	22–23
Reconciliation of the Statement of Revenue, Expenditures, and Changes in Fund Balances to the Statement of Activities	24
Statement of Revenue, Expenditures, and Changes in Fund Balances – Budget and Actual – General Fund	25
Proprietary Fund	
Statement of Net Position	26
Statement of Revenue, Expenses, and Changes in Fund Net Position	27
Statement of Cash Flows	28
Notes to Basic Financial Statements	29–59
REQUIRED SUPPLEMENTARY INFORMATION	
Public Employees Retirement Association Pension Benefits Plan	
Schedule of District’s and Nonemployer Proportionate Share of Net Pension Liability	60
Schedule of District Contributions	60
Teachers Retirement Association Pension Benefits Plan	
Schedule of District’s and Nonemployer Proportionate Share of Net Pension Liability	61
Schedule of District Contributions	61
Pension Benefits Plan	
Schedule of Changes in the District’s Total Pension Liability and Related Ratios	62
Other Post-Employment Benefits Plan	
Schedule of Changes in the District’s Total OPEB Liability and Related Ratios	63
Notes to Required Supplementary Information	64–70

INDEPENDENT SCHOOL DISTRICT NO. 273

Table of Contents (continued)

	Page
SUPPLEMENTAL INFORMATION	
Nonmajor Governmental Funds	
Combining Balance Sheet	71
Combining Statement of Revenue, Expenditures, and Changes in Fund Balances	72
General Fund	
Comparative Balance Sheet	73
Schedule of Revenue, Expenditures, and Changes in Fund Balances – Budget and Actual	74
Food Service Special Revenue Fund	
Comparative Balance Sheet	75
Schedule of Revenue, Expenditures, and Changes in Fund Balances – Budget and Actual	76
Community Service Special Revenue Fund	
Comparative Balance Sheet	77
Schedule of Revenue, Expenditures, and Changes in Fund Balances – Budget and Actual	78
Capital Projects – Building Construction Fund	
Comparative Balance Sheet	79
Schedule of Revenue, Expenditures, and Changes in Fund Balances – Budget and Actual	80
Debt Service Fund	
Comparative Balance Sheet	81
Schedule of Revenue, Expenditures, and Changes in Fund Balances – Budget and Actual	82
OTHER DISTRICT INFORMATION (UNAUDITED)	
General Fund Revenue by Source	83
General Fund Expenditures by Program	84–85
School Tax Levies and Tax Rates by Fund	86
Property Tax Levies and Receivables	87–88
Student Enrollment	89
SINGLE AUDIT AND OTHER REQUIRED REPORTS	
Schedule of Expenditures of Federal Awards	90
Independent Auditor’s Report on Internal Control Over Financial Reporting and on Compliance and Other Matters Based on an Audit of Financial Statements Performed in Accordance with <i>Government Auditing Standards</i>	91–92
Independent Auditor’s Report on Compliance for Each Major Federal Program and Report on Internal Control Over Compliance Required by the Uniform Guidance	93–94
Independent Auditor’s Report on Minnesota Legal Compliance	95–96
Schedule of Findings and Questioned Costs	97–98
Uniform Financial Accounting and Reporting Standards Compliance Table	99–100

INTRODUCTORY SECTION

THIS PAGE INTENTIONALLY LEFT BLANK

INDEPENDENT SCHOOL DISTRICT NO. 273

School Board and Administration
Year Ended June 30, 2021

SCHOOL BOARD

	<u>Position</u>
Erica Allenburg	Chair
Leny Wallen-Friedman	Vice Chair
Matthew Fox	Treasurer
Ellen Jones	Clerk
Owen Michaelson	Assistant Treasurer
Julie Greene	Assistant Clerk
Janie Shaw	Assistant Clerk

ADMINISTRATION

Dr. John Schultz	Superintendent
Dr. Randy Smasal	Assistant Superintendent
John Toop	Director of Business Services
Steve Buettner	Director of District Media and Technology
Valerie Burke	Director of Community Education
Eric Hamilton	Director of Buildings and Grounds
Jody De St. Hubert	Director of Teaching and Learning
Jeff Jorgensen	Director of Student Support
Donna Roper	Director of Research and Evaluation
Nicole Tuescher	Director of Human Resources
Mary Woitte	Director of Communications
Ra Chhoth	Controller

THIS PAGE INTENTIONALLY LEFT BLANK

FINANCIAL SECTION

THIS PAGE INTENTIONALLY LEFT BLANK



PRINCIPALS

Thomas A. Karnowski, CPA
Paul A. Radosevich, CPA
William J. Lauer, CPA
James H. Eichten, CPA
Aaron J. Nielsen, CPA
Victoria L. Holinka, CPA/CMA
Jaclyn M. Huegel, CPA
Kalen T. Karnowski, CPA

INDEPENDENT AUDITOR'S REPORT

To the School Board and Management of
Independent School District No. 273
Edina, Minnesota

REPORT ON THE FINANCIAL STATEMENTS

We have audited the accompanying financial statements of the governmental activities, each major fund, and the aggregate remaining fund information of Independent School District No. 273, Edina, Minnesota (the District) as of and for the year ended June 30, 2021, and the related notes to the financial statements, which collectively comprise the District's basic financial statements as listed in the table of contents.

MANAGEMENT'S RESPONSIBILITY FOR THE FINANCIAL STATEMENTS

Management is responsible for the preparation and fair presentation of these financial statements in accordance with accounting principles generally accepted in the United States of America; this includes the design, implementation, and maintenance of internal control relevant to the preparation and fair presentation of financial statements that are free from material misstatement, whether due to fraud or error.

AUDITOR'S RESPONSIBILITY

Our responsibility is to express opinions on these financial statements based on our audit. We conducted our audit in accordance with auditing standards generally accepted in the United States of America and the standards applicable to financial audits contained in *Government Auditing Standards*, issued by the Comptroller General of the United States. Those standards require that we plan and perform the audit to obtain reasonable assurance about whether the financial statements are free from material misstatement.

An audit involves performing procedures to obtain audit evidence about the amounts and disclosures in the financial statements. The procedures selected depend on the auditor's judgment, including the assessment of the risks of material misstatement of the financial statements, whether due to fraud or error. In making those risk assessments, the auditor considers internal control relevant to the District's preparation and fair presentation of the financial statements in order to design audit procedures that are appropriate in the circumstances, but not for the purpose of expressing an opinion on the effectiveness of the District's internal control. Accordingly, we express no such opinion. An audit also includes evaluating the appropriateness of accounting policies used and the reasonableness of significant accounting estimates made by management, as well as evaluating the overall presentation of the financial statements.

We believe that the audit evidence we have obtained is sufficient and appropriate to provide a basis for our audit opinions.

(continued)

OPINIONS

In our opinion, the financial statements referred to on the previous page present fairly, in all material respects, the respective financial position of the governmental activities, each major fund, and the aggregate remaining fund information of the District as of June 30, 2021, and the respective changes in financial position, and, where applicable, cash flows thereof, and the budgetary comparison for the General Fund for the year then ended, in accordance with accounting principles generally accepted in the United States of America.

OTHER MATTERS

Required Supplementary Information

Accounting principles generally accepted in the United States of America require that the management's discussion and analysis and the required supplementary information (RSI), as listed in the table of contents, be presented to supplement the basic financial statements. Such information, although not a part of the basic financial statements, is required by the Governmental Accounting Standards Board, who considers it to be an essential part of financial reporting for placing the basic financial statements in an appropriate operational, economic, or historical context. We have applied certain limited procedures to the RSI in accordance with auditing standards generally accepted in the United States of America, which consisted of inquiries of management about the methods of preparing the information and comparing the information for consistency with management's responses to our inquiries, the basic financial statements, and other knowledge we obtained during our audit of the basic financial statements. We do not express an opinion or provide any assurance on the information because the limited procedures do not provide us with sufficient evidence to express an opinion or provide any assurance.

Other Information

Our audit was conducted for the purpose of forming opinions on the financial statements that collectively comprise the District's basic financial statements. The introductory section, supplemental information, and other District information section, as listed in the table of contents, are presented for purposes of additional analysis and are not required parts of the basic financial statements. The accompanying Schedule of Expenditures of Federal Awards is presented for purposes of additional analysis as required by Title 2 U.S. Code of Federal Regulations Part 200, *Uniform Administrative Requirements, Cost Principles, and Audit Requirements for Federal Awards*, and is also not a required part of the basic financial statements of the District. The accompanying Uniform Financial Accounting and Reporting Standards (UFARS) Compliance Table is presented for purposes of additional analysis as required by the Minnesota Department of Education, and is also not a required part of the basic financial statements of the District.

The supplemental information, the Schedule of Expenditures of Federal Awards, and the UFARS Compliance Table are the responsibility of management and were derived from and relate directly to the underlying accounting and other records used to prepare the basic financial statements. Such information has been subjected to the auditing procedures applied in the audit of the basic financial statements and certain additional procedures, including comparing and reconciling such information directly to the underlying accounting and other records used to prepare the basic financial statements or to the basic financial statements themselves, and other additional procedures in accordance with auditing standards generally accepted in the United States of America. In our opinion, the information is fairly stated, in all material respects, in relation to the basic financial statements as a whole.

The introductory section and other District information have not been subjected to the auditing procedures applied in the audit of the basic financial statements and, accordingly, we do not express an opinion or provide any assurance on them.

(continued)

Prior Year Comparative Information

We have previously audited the District's 2020 financial statements, and we expressed unmodified audit opinions on the respective financial statements of the governmental activities, each major fund, and the aggregate remaining fund information in our report dated December 28, 2020. In our opinion, the partial comparative information presented herein as of and for the year ended June 30, 2020 is consistent, in all material respects, with the audited financial statements from which it has been derived.

OTHER REPORTING REQUIRED BY *GOVERNMENT AUDITING STANDARDS*

In accordance with *Government Auditing Standards*, we have also issued our report dated December 29, 2021 on our consideration of the District's internal control over financial reporting and on our tests of its compliance with certain provisions of laws, regulations, contracts, grant agreements, and other matters. The purpose of that report is solely to describe the scope of our testing of internal control over financial reporting and compliance and the results of that testing, and not to provide an opinion on the effectiveness of the District's internal control over financial reporting or on compliance. That report is an integral part of an audit performed in accordance with *Government Auditing Standards* in considering the District's internal control over financial reporting and compliance.

Malloy, Montague, Karnowski, Radosevich & Co., P.A.

Minneapolis, Minnesota
December 29, 2021

THIS PAGE INTENTIONALLY LEFT BLANK

INDEPENDENT SCHOOL DISTRICT NO. 273

Management's Discussion and Analysis Fiscal Year Ended June 30, 2021

This section of Independent School District No. 273, Edina, Minnesota's (the District) annual financial statements presents management's narrative overview and analysis of the District's financial performance during the fiscal year ended June 30, 2021. Please read it in conjunction with the other components of the District's annual financial statements.

FINANCIAL HIGHLIGHTS

- The District's liabilities and deferred inflows of resources exceeded its assets and deferred outflows of resources at June 30, 2021 by \$44,933,767 (net position deficit). The District's total net position increased by \$971,656 during the fiscal year ended June 30, 2021.
- Government-wide revenues totaled \$153,715,095 and were \$971,656 more than expenses of \$152,743,439.
- The General Fund's total fund balance (under the governmental fund presentation) increased \$2,669,512 during the year, compared to a \$2,018,459 decrease projected in the final budget.

OVERVIEW OF THE FINANCIAL STATEMENTS

The financial section of the annual financial statements consists of the following parts:

- Independent Auditor's Report;
- Management's discussion and analysis;
- Basic financial statements, including the government-wide financial statements, fund financial statements, and the notes to basic financial statements;
- Required supplementary information; and
- Combining and individual fund statements and schedules, presented as supplemental information.

The following explains the two types of statements included in the basic financial statements:

GOVERNMENT-WIDE FINANCIAL STATEMENTS

The government-wide financial statements (Statement of Net Position and Statement of Activities) report information about the District as a whole using accounting methods similar to those used by private sector companies. The Statement of Net Position includes *all* of the District's assets, deferred outflows of resources, liabilities, and deferred inflows of resources. All of the current year's revenues and expenses are accounted for in the Statement of Activities regardless of when cash is received or paid.

The two government-wide financial statements report the District's *net position* and how it has changed. Net position—the difference between the District's assets, deferred outflows of resources, liabilities, and deferred inflows of resources—is one way to measure the District's financial health or *position*.

- Over time, increases or decreases in the District's net position are indicators of whether its financial position is improving or deteriorating, respectively.
- To assess the overall health of the District requires consideration of additional nonfinancial factors, such as changes in the District's property tax base and the condition of school buildings and other facilities.

In the government-wide financial statements, the District's activities are all shown in one category titled "governmental activities." These activities, including regular and special education instruction, transportation, administration, food services, and community education, are primarily financed with state aids and property taxes.

FUND FINANCIAL STATEMENTS

The fund financial statements provide more detailed information about the District's *funds*, focusing on its most significant or "major" funds, rather than the District as a whole. Funds (Food Service and Community Service Special Revenue) that do not meet the threshold to be classified as major funds are called "nonmajor" funds. Detailed financial information for nonmajor funds is presented as supplemental information.

Funds are accounting devices the District uses to keep track of specific sources of funding and spending on particular programs. For Minnesota schools, funds are established in accordance with Uniform Financial Accounting and Reporting Standards in accordance with statutory requirements and accounting principles generally accepted in the United States of America. Some funds are required by state law and by bond covenants. The District can establish other funds to control and manage money for particular purposes or to show that it is properly using certain revenues.

The District maintains the following kinds of funds:

Governmental Funds – The District's basic services are included in governmental funds, which generally focus on: 1) how *cash and other financial assets* that can readily be converted to cash flow in and out, and 2) the balances left at year-end that are available for spending. Consequently, the governmental funds financial statements provide a detailed *short-term* view that helps to determine whether there are more or less financial resources that can be spent in the near future to finance the District's programs. Because this information does not encompass the additional long-term focus of the government-wide financial statements, we provide additional information (reconciliation schedules) immediately following the governmental funds financial statements that explain the relationship (or differences) between these two types of financial statement presentations.

Proprietary Funds – The District maintains one type of proprietary fund. Internal service funds are used as an accounting device to accumulate and allocate costs internally among the District's various functions. The District uses its internal service fund to account for its self-insured employee dental program. These services have been included within governmental activities in the government-wide financial statements. Proprietary fund financial statements provide the same type of information as the government-wide financial statements, only in more detail.

FINANCIAL ANALYSIS OF THE DISTRICT AS A WHOLE

Table 1 is a summarized view of the District's Statement of Net Position:

	2021	2020
Assets		
Current and other assets	\$ 105,579,559	\$ 105,091,262
Capital assets, net of depreciation	276,700,869	265,650,906
Total assets	\$ 382,280,428	\$ 370,742,168
Deferred outflows of resources	\$ 40,980,456	\$ 63,408,060
Liabilities		
Current and other liabilities	\$ 20,770,236	\$ 20,108,608
Long-term liabilities, including due within one year	325,345,734	309,256,097
Total liabilities	\$ 346,115,970	\$ 329,364,705
Deferred inflows of resources	\$ 122,078,681	\$ 150,690,946
Net position		
Net investment in capital assets	\$ 74,779,603	\$ 69,414,627
Restricted	10,673,134	11,777,774
Unrestricted	(130,386,504)	(127,097,824)
Total net position	\$ (44,933,767)	\$ (45,905,423)

The District's financial position is the product of many factors. For example, the determination of the District's net investment in capital assets involves many assumptions and estimates, such as current and accumulated depreciation amounts. A conservative versus liberal approach to depreciation estimates, as well as capitalization policies, may produce a significant difference in the calculated amounts. Another major difference between net position and fund balances are the liabilities for long-term severance, pension, and other post-employment benefits (OPEB), which impact the unrestricted portion of net position.

The District's total net position increased by \$971,656 in fiscal 2021. The increase in net investment in capital assets is due to the relationship between the rate at which the capital assets are added and depreciated versus the rate at which the related debt is repaid, along with capital asset additions financed through a property tax levy, rather than a new debt issuance. A reduction in resources restricted for capital asset acquisition was the main reason for the decrease in restricted net position. The change in the District's share of the Public Employees Retirement Association (PERA) and the Teachers Retirement Association (TRA) pension plans contributed to the change in deferred outflows of resources, long-term liabilities, deferred inflows of resources, and unrestricted net position.

Table 2 presents a condensed version of the Statement of Activities of the District:

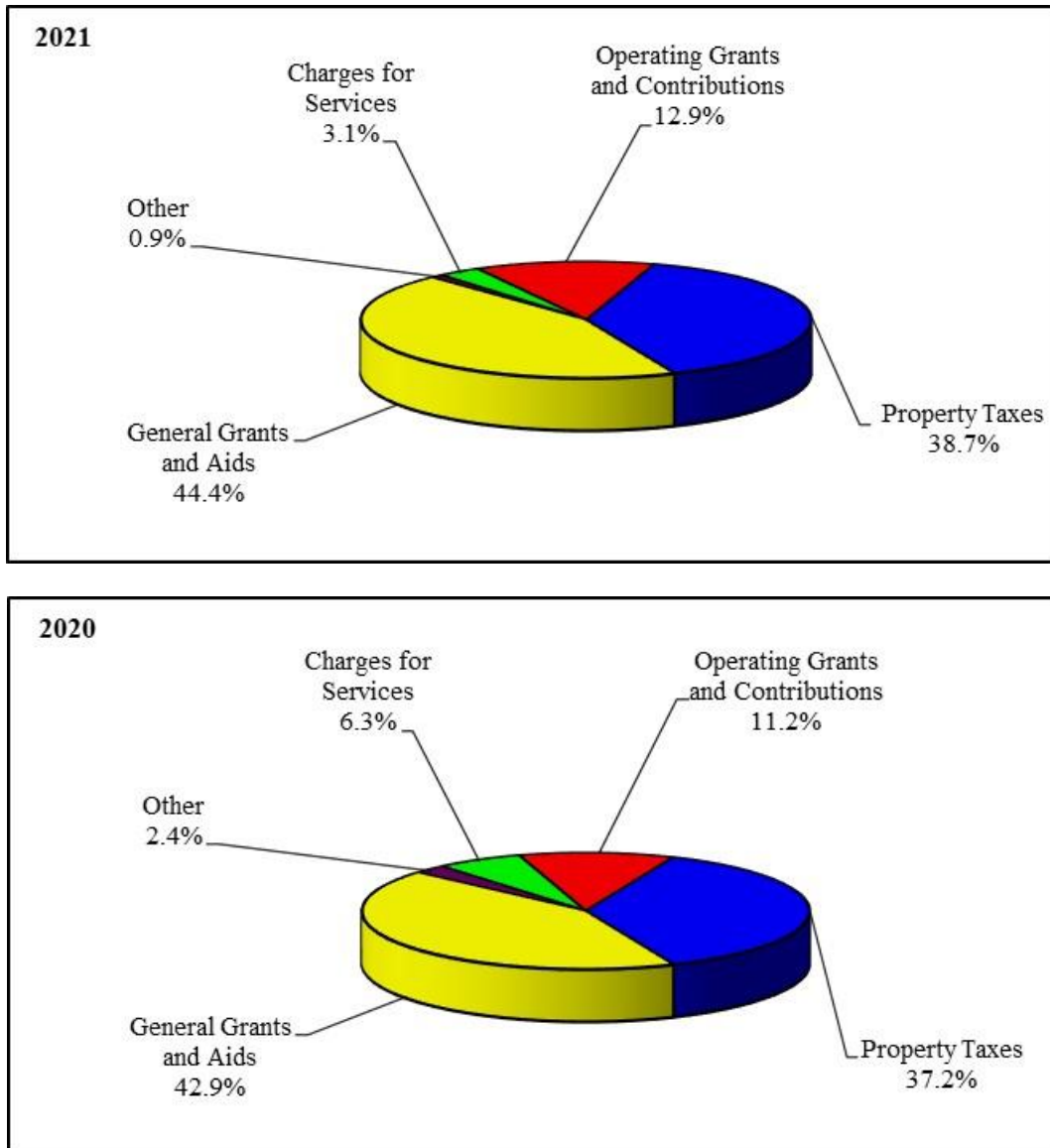
	<u>2021</u>	<u>2020</u>
Revenues		
Program revenues		
Charges for services	\$ 4,821,502	\$ 9,600,637
Operating grants and contributions	19,889,104	16,936,588
General revenues		
Property taxes	59,446,976	56,335,374
General grants and aids	68,134,313	64,777,362
All other	1,423,200	3,706,657
Total revenues	<u>153,715,095</u>	<u>151,356,618</u>
Expenses		
Administration	3,545,896	3,355,426
District support services	2,798,389	2,831,412
Elementary and secondary regular instruction	64,417,805	64,939,467
Vocational education instruction	435,878	584,027
Special education instruction	23,809,800	24,253,131
Instructional support services	9,134,634	6,123,950
Pupil support services	10,075,079	11,019,797
Sites and buildings	25,836,493	24,750,786
Fiscal and other fixed cost programs	451,186	305,513
Food service	1,432,491	2,637,069
Community service	5,239,236	8,103,181
Interest and fiscal charges	5,566,552	6,253,404
Total expenses	<u>152,743,439</u>	<u>155,157,163</u>
Change in net position	971,656	(3,800,545)
Net position – beginning	<u>(45,905,423)</u>	<u>(42,104,878)</u>
Net position – ending	<u>\$ (44,933,767)</u>	<u>\$ (45,905,423)</u>

This format is similar to the fund financial statements, except it is presented on an accrual basis of accounting, and includes all governmental activities of the District. This statement includes depreciation expense, but excludes capital asset purchase costs, debt proceeds, and the repayment of debt principal.

Total revenues for fiscal year 2021 were \$2,358,477 greater than last year, mainly due to increases in property taxes, state general and special education aid, and COVID-19-related federal funding. Expenses decreased \$2,413,724 compared to fiscal year 2020 levels, mainly due to the change in the PERA and the TRA pension plans mentioned earlier.

Figures A and B show further analysis of these revenue sources and expense functions:

Figure A – Sources of Revenues for Fiscal Years 2021 and 2020

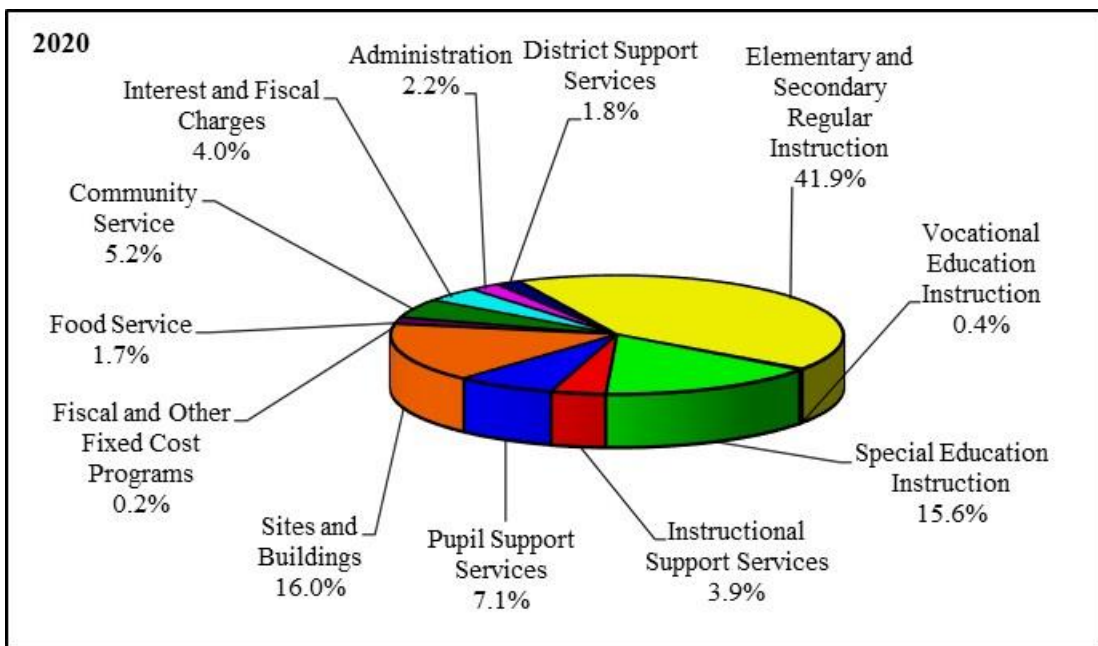
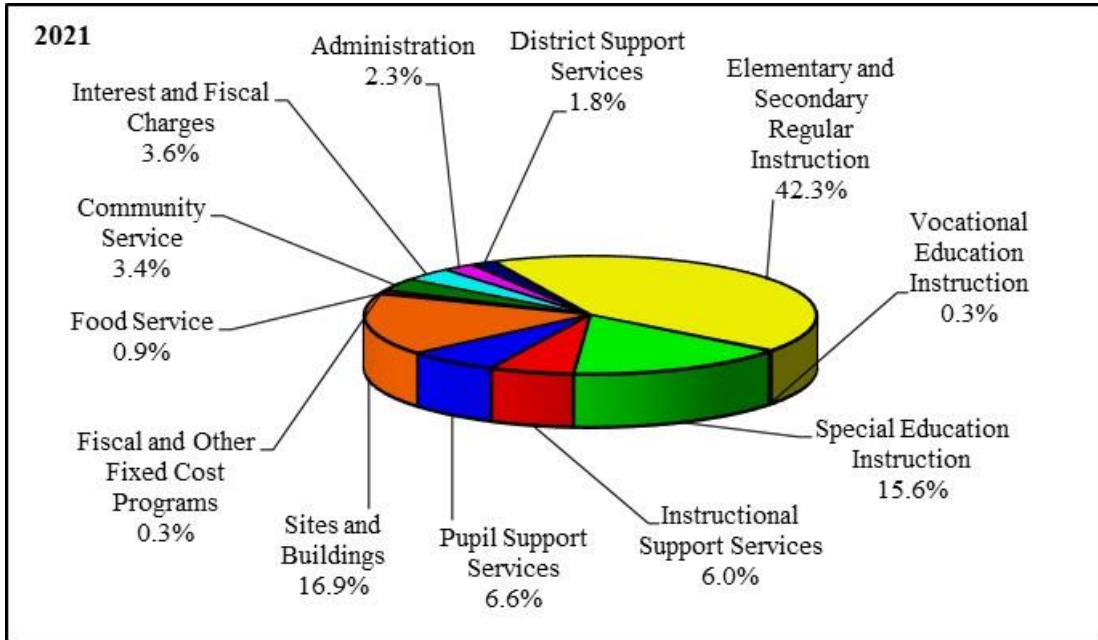


The largest share of the District’s revenue is received from the state, including the aid formula and most of the operating grants.

Property taxes are the next largest source of funding. The level of funding property tax sources provide is not only dependent on taxpayers of the District by way of operating and building referenda, but also by decisions made by the Legislature in the mix of state aid and local effort in a variety of funding formulas.

Charges for services decreased and operating grants and contributions increased, both due in part, to the District’s food service program operating under the federal Summer Food Service Program for Children for the entire fiscal year, through which all students were eligible for federally funded breakfast or lunch, provided by the District. The decrease in other revenue compared to the prior year was directly related to the COVID-19 pandemic, which caused decreases in donations, investment income, and other miscellaneous revenues collected.

Figure B – Expenses for Fiscal Years 2021 and 2020



The District’s expenses are predominately related to educating students. Programs (or functions), such as elementary and secondary regular instruction, vocational education instruction, special education instruction, and instructional support services are directly related to classroom instruction, while the rest of the programs support instruction and other necessary costs to operate the District.

The year-to-year changes in the percentage of expenses incurred in several program areas shown above were due to a combination of factors, including changes in the District’s learning model in response to the COVID-19 pandemic, and changes in expenses related to the two state-wide pension plans.

FINANCIAL ANALYSIS OF THE DISTRICT'S FUNDS

The financial performance of the District as a whole is also reflected in its governmental funds. Table 3 shows the change in total fund balances in each of the District's governmental funds:

	<u>2021</u>	<u>2020</u>	<u>Change</u>
Major funds			
General	\$ 17,563,606	\$ 14,894,094	\$ 2,669,512
Capital Projects – Building Construction	7,392,643	12,413,939	(5,021,296)
Debt Service	3,314,963	3,026,960	288,003
Nonmajor funds			
Food Service Special Revenue	921,842	927,125	(5,283)
Community Service Special Revenue	688,972	528,055	160,917
 Total governmental funds	 <u>\$ 29,882,026</u>	 <u>\$ 31,790,173</u>	 <u>\$ (1,908,147)</u>

Nonspendable fund balances increased \$11,431 in fiscal 2021 for prepaid items in the Capital Projects – Building Construction Fund. Fund balances restricted for various purposes decreased \$4,638,099, mainly due to the District spending down restricted fund balance in the Capital Projects – Building Construction Fund for construction projects. Fund balances committed by School Board resolution for cash flow needs in the General Fund increased \$6,193. Fund balances assigned for various purposes increased \$2,341,969, mainly due to a new assignment for literacy and virtual programming in the General Fund. Unassigned fund balances, which include Uniform Financial Accounting and Reporting Standards fund balance restrictions with deficit balances, increased \$370,359 during the year, primarily due to General Fund operations.

GENERAL FUND

The General Fund is used to account for all revenues and expenditures of the District not accounted for elsewhere. The General Fund is used to account for: K–12 educational activities, district instructional and student support programs, expenditures for the superintendent, district administration, normal operations and maintenance, pupil transportation, capital expenditures, and other legal school district expenditures not specifically designated to be accounted for in any other fund.

Table 4 summarizes the amendments to the General Fund budget:

	<u>Original Budget</u>	<u>Final Budget</u>	<u>Change</u>	<u>Percent Change</u>
Revenue	<u>\$ 123,752,659</u>	<u>\$ 126,813,539</u>	<u>\$ 3,060,880</u>	<u>2.5%</u>
Expenditures	<u>\$ 121,690,618</u>	<u>\$ 127,273,783</u>	<u>\$ 5,583,165</u>	<u>4.6%</u>
Other financing sources (uses)	<u>\$ (1,558,215)</u>	<u>\$ (1,558,215)</u>	<u>\$ –</u>	<u>–</u>

The District is required to adopt an operating budget prior to the beginning of its fiscal year, referred to above as the original budget. In the fall and spring, the District amends the budget for known changes in circumstances such as enrollment levels, legislative funding, staffing changes, employee contract settlements, and prior year carryover balances. Between the original and final budget, the District increased both the revenue and expenditure budgets for these factors.

Table 5 summarizes the operating results of the General Fund:

	<u>2021 Actual</u>	<u>Over (Under) Final Budget</u>		<u>Over (Under) Prior Year</u>	
		<u>Amount</u>	<u>Percent</u>	<u>Amount</u>	<u>Percent</u>
Revenue	\$ 126,850,449	\$ 36,910	–	\$ 8,496,369	7.2%
Expenditures	118,468,569	\$ (8,805,214)	(6.9%)	\$ 801,068	0.7%
Other financing sources (uses)	<u>(5,712,368)</u>	\$ (4,154,153)	266.6%	\$ (5,712,368)	(100.0%)
Net change in fund balances	<u>\$ 2,669,512</u>				

Actual revenues for fiscal year 2021 were less than 0.1 percent over budget. The budget-to-actual variance in expenditures was spread across several programs, with the largest savings occurring in elementary and secondary regular instruction, special education instruction, and sites and buildings, primarily due to the District implementing a distance learning model and COVID-19 restrictions.

An increase in the District's voter-approved operating referendum tax levy, along with additional state funding for general education and special education and additional federal funding related to the COVID-19 pandemic, contributed to the 7.2 percent increase in total General Fund revenue.

The slight increase in expenditures compared to the prior year was mainly due to higher instructional support services costs to support the District's distance learning model, along with growth consistent with regional inflationary trends. This was offset by a decrease in pupil support services costs, due to less transportation expenditures as a result of distance learning. Additionally, the District had fewer long-term facilities maintenance (LTFM) projects accounted for in the General Fund than the previous year.

The District made a \$6.0 million transfer to the Capital Projects – Building Construction Fund for LTFM projects compared to a \$1.6 million transfer budgeted for this purpose. A much smaller transfer was made in the prior year. This transfer in excess of budget, was partially offset by a capital lease issued in the current year that was not anticipated in the budget.

Food Service Special Revenue Fund

Food Service Special Revenue Fund revenue for fiscal year 2021 totaled \$1,424,437, and expenditures were \$1,429,720. The June 30, 2021 fund balance is \$921,842, a decrease of \$5,283 from fiscal year 2020, compared to a budgeted decrease of \$352,387. Revenue was over budget by \$192,468 and expenditures were under budget by \$154,636, due to changes in the District's child nutrition program resulting from the COVID-19 pandemic.

Community Service Special Revenue Fund

Community Service Special Revenue Fund revenue for fiscal year 2021 totaled \$5,391,274, and expenditures were \$5,230,357. The June 30, 2021 fund balance is \$688,972, an increase of \$160,917 from fiscal year 2020, compared to a budgeted increase of \$199,093. Revenue and expenditures were over budget by \$684,746 and \$722,922, respectively, due to pandemic-related uncertainties in program participation when preparing the budget, as well as COVID-19-related federal funding received that was not anticipated.

Capital Projects – Building Construction Fund

Capital Projects – Building Construction Fund revenue for fiscal year 2021 totaled \$5,145,494, and expenditures were \$27,557,795. The fund also had other financing sources at \$17,391,005 in fiscal year 2021, including facilities bond proceeds of \$11.4 million and a transfer from the General Fund of \$6.0 million. The June 30, 2021 fund balance is \$7,392,643, a decrease of \$5,021,296 from fiscal year 2020, compared to a planned decrease of \$5,226,360. This variance was mainly due to the timing of capital projects.

Debt Service Fund

The Debt Service Fund is used to record revenues and expenditures for a school district's outstanding bonded indebtedness, whether for building construction, operating capital, or for initial or refunding bonds. Debt Service Fund revenue for fiscal year 2021 totaled \$14,742,101, and expenditures were \$14,729,481. The District also issued refunding bonds during the year to redeem \$10,430,000 of outstanding debt and replace it with bonds at a more favorable interest rate. The June 30, 2021 fund balance is \$3,314,963, an increase of \$288,003 from fiscal year 2020, as compared to a \$134,445 increase anticipated in the budget.

CAPITAL ASSETS AND LONG-TERM LIABILITIES

Capital Assets

By the end of 2021, the District had invested \$276,700,869 in a broad range of capital assets, including school buildings, athletic facilities, and technology and equipment (see Table 6). Total depreciation expense for this year was \$12,365,330.

Table 6 shows the District's capital assets, together with changes from the previous year. The table also shows the total depreciation expense for fiscal years ended June 30, 2021 and 2020.

	<u>2021</u>	<u>2020</u>	<u>Change</u>
Land	\$ 5,240,001	\$ 5,240,001	\$ —
Land improvements	26,335,782	26,542,807	(207,025)
Buildings	350,388,566	346,558,478	3,830,088
Furniture and equipment	21,853,716	21,677,137	176,579
Construction in progress	31,865,085	13,579,584	18,285,501
Less accumulated depreciation	<u>(158,982,281)</u>	<u>(147,947,101)</u>	<u>(11,035,180)</u>
Total	<u>\$ 276,700,869</u>	<u>\$ 265,650,906</u>	<u>\$ 11,049,963</u>
Depreciation expense	<u>\$ 12,365,330</u>	<u>\$ 12,135,663</u>	<u>\$ 229,667</u>

The changes presented in the table above reflect the ongoing construction activity at various district sites during fiscal year 2021. The most significant change from last year is in construction in progress, related to previously issued building bonds and the 10-year LTFM plan.

The District capitalizes furniture, equipment, and land improvements valued at \$5,000 or more.

Long-Term Liabilities

Table 7 illustrates the components of the District's long-term liabilities, together with the change from the prior year:

	<u>2021</u>	<u>2020</u>	<u>Change</u>
General obligation bonds payable	\$ 183,765,000	\$ 181,575,000	\$ 2,190,000
Certificates of participation payable	735,000	845,000	(110,000)
Unamortized premiums	14,202,540	13,282,191	920,349
Capital leases payable	1,492,912	1,477,131	15,781
Severance benefits payable	472,756	626,667	(153,911)
Net/total pension liabilities	103,195,273	90,846,264	12,349,009
Total OPEB liability	<u>21,482,253</u>	<u>20,603,844</u>	<u>878,409</u>
Total	<u><u>\$ 325,345,734</u></u>	<u><u>\$ 309,256,097</u></u>	<u><u>\$ 16,089,637</u></u>

The increases in general obligation bonds payable, unamortized premiums, and capital leases payable were due to the issuance of two new bonds during fiscal year 2021, as discussed previously, and a new capital lease agreement entered into for Apple iPads. The differences in the net/total pension and OPEB liabilities reflect the changes in the District's proportionate share of the state-wide PERA and TRA pension plans, along with changes in the District's pension and OPEB plans.

The state limits the amount of general obligation debt the District can issue at 15.0 percent of the market value of all taxable property within the District's corporate limits (see Table 8).

District's market value	\$ 10,774,411,075
Limit rate	<u>15.0%</u>
Legal debt limit	<u><u>\$ 1,616,161,661</u></u>

Additional details of the District's capital assets and long-term debt activity can be found in the notes to basic financial statements.

FACTORS BEARING ON THE DISTRICT'S FUTURE

With the exception of the voter-approved operating referendum, the District is dependent on the state of Minnesota for a majority of its revenue authority.

The general education program is the method by which school districts receive the majority of their financial support. This source of funding is primarily state aid and, as such, school districts rely heavily on the state of Minnesota for educational resources. The Legislature has added \$161, or 2.45 percent, per pupil to the basic general education funding formula for fiscal year 2022, and an additional \$135, or 2.00 percent, per pupil to the formula for fiscal year 2023.

Annually, the School Board approves a rolling 10-year LTFM plan. Goals of the plan are to support learning environment and initiatives for students, staff, and community; increase long-term facilities funding of annual deferred maintenance to meet ongoing needs; address backlog of deferred maintenance in buildings; improve energy efficiency; support strategic plan initiatives; and minimize impact to taxpayers. In conformance with this 10-year plan, the District issued in Spring 2019, \$24.1 million in LTFM bonds. The plan invests approximately \$15.0 million biannually in the remaining years of the LTFM plan to improve mechanical systems, exterior envelope, and paving throughout the District. In accordance with the District's approved 10-year LTFM plan, the District issued LTFM bonds of \$10.6 million in Spring 2021.

On May 11, 2021, the voters of the Edina School District approved a renewal and increase of \$500,000 annually to the Capital Projects/Tech Levy for the next 10 years. The voters also approved a \$7,000,000 bond for expansion of the bus depot, parking lot, and lighting improvements at two elementary and one middle school.

In Fall 2020, the District refinanced its 2013 alternative facilities bonds and continued to maintain its top credit rating from one of the leading global rating agencies. Moody's Investors Service reaffirmed its AAA rating of the District, the highest assigned by Moody's. The AAA rating allows the District to obtain the lowest interest rates available when borrowing money by issuing bonds and certificates. The District is one of three in the state to have the highest rating.

In November 2017, the District was successful in its request to renew and increase the existing operating levy scheduled to sunset in 2018–2019. The voters approved the increase in a two-step process, with an increase for taxes payable in 2018 of \$445 per pupil unit, and an increase of \$218 per pupil unit for taxes payable starting in 2020. The increase in the operating referendum has maintained the quality of programs and services expected in Edina.

The amount of funding a district receives is also dependent on the number of students it serves, meaning attracting and retaining students is critical to the District's financial well-being. The COVID-19 pandemic caused numerous financial and operational challenges for school districts in fiscal 2021, including impacting the number of students districts served, and is expected to continue to have a significant impact in fiscal 2022 and possibly beyond.

The District will strive to maintain its longstanding commitment to academic excellence and educational opportunities for students within a framework of financial fiduciary responsibility.

CONTACTING THE DISTRICT'S FINANCIAL MANAGEMENT

These financial statements are designed to provide our citizens, taxpayers, customers, investors, and creditors with a general overview of the District's finances and to demonstrate the District's accountability for the money it receives. If you have questions about these statements or need additional financial information, contact the Business Services Department, Independent School District No. 273, 5701 Normandale Road, Edina, Minnesota 55424, or visit the District's website at www.edinaschools.org.

BASIC FINANCIAL STATEMENTS

INDEPENDENT SCHOOL DISTRICT NO. 273

Statement of Net Position
as of June 30, 2021
(With Partial Comparative Information as of June 30, 2020)

	Governmental Activities	
	2021	2020
Assets		
Cash and temporary investments	\$ 63,202,126	\$ 63,085,769
Receivables		
Current taxes	30,429,785	30,910,894
Delinquent taxes	543,396	473,701
Accounts and interest	434,803	290,250
Due from other governmental units	10,958,018	10,330,648
Prepaid items	11,431	-
Capital assets		
Not depreciated	37,105,086	18,819,585
Depreciated, net of accumulated depreciation	239,595,783	246,831,321
Total assets	<u>382,280,428</u>	<u>370,742,168</u>
Deferred outflows of resources		
Pension plan deferments	39,019,289	61,864,735
OPEB plan deferments	1,961,167	1,543,325
Total deferred outflows of resources	<u>40,980,456</u>	<u>63,408,060</u>
Total assets and deferred outflows of resources	<u>\$ 423,260,884</u>	<u>\$ 434,150,228</u>
Liabilities		
Salaries and benefits payable	\$ 11,315,657	\$ 10,964,182
Accounts and contracts payable	4,496,313	4,733,470
Accrued interest payable	3,090,463	3,295,919
Due to other governmental units	404,602	540,644
Unearned revenue	1,463,201	574,393
Long-term liabilities		
Due within one year	10,406,809	7,599,598
Due in more than one year	314,938,925	301,656,499
Total long-term liabilities	<u>325,345,734</u>	<u>309,256,097</u>
Total liabilities	346,115,970	329,364,705
Deferred inflows of resources		
Bond refunding deferments	1,884,295	2,556,458
Property taxes levied for subsequent year	57,065,831	55,491,894
Pension plan deferments	62,062,564	91,498,816
OPEB plan deferments	1,065,991	1,143,778
Total deferred inflows of resources	<u>122,078,681</u>	<u>150,690,946</u>
Net position		
Net investment in capital assets	74,779,603	69,414,627
Restricted for		
Capital asset acquisition	8,577,036	10,242,776
Debt service	311,374	-
Food service	921,842	927,125
Community service	637,052	476,979
Other state restrictions	225,830	130,894
Unrestricted	(130,386,504)	(127,097,824)
Total net position	<u>(44,933,767)</u>	<u>(45,905,423)</u>
Total liabilities, deferred inflows of resources, and net position	<u>\$ 423,260,884</u>	<u>\$ 434,150,228</u>

INDEPENDENT SCHOOL DISTRICT NO. 273

Statement of Activities
 Year Ended June 30, 2021
 (With Partial Comparative Information for the Year Ended June 30, 2020)

Functions/Programs	2021			2020	
	Expenses	Program Revenues		Net (Expense)	Net (Expense)
		Charges for Services	Operating Grants and Contributions	Revenue and Changes in Net Position	Revenue and Changes in Net Position
			Governmental Activities	Governmental Activities	
Governmental activities					
Administration	\$ 3,545,896	\$ 13,655	\$ -	\$ (3,532,241)	\$ (3,310,632)
District support services	2,798,389	-	-	(2,798,389)	(2,831,412)
Elementary and secondary regular instruction	64,417,805	1,039,250	309,020	(63,069,535)	(63,154,959)
Vocational education instruction	435,878	-	-	(435,878)	(584,027)
Special education instruction	23,809,800	42,675	16,134,113	(7,633,012)	(9,810,267)
Instructional support services	9,134,634	646	-	(9,133,988)	(6,123,950)
Pupil support services	10,075,079	32,979	1,077,084	(8,965,016)	(10,083,932)
Sites and buildings	25,836,493	349,991	-	(25,486,502)	(24,181,043)
Fiscal and other fixed cost programs	451,186	-	-	(451,186)	(305,513)
Food service	1,432,491	31,490	1,391,279	(9,722)	(186,886)
Community service	5,239,236	3,310,816	977,608	(950,812)	(1,793,913)
Interest and fiscal charges	5,566,552	-	-	(5,566,552)	(6,253,404)
Total governmental activities	<u>\$ 152,743,439</u>	<u>\$ 4,821,502</u>	<u>\$ 19,889,104</u>	(128,032,833)	(128,619,938)
General revenues					
Taxes					
Property taxes, levied for general purposes				38,700,828	33,408,171
Property taxes, levied for community service				1,100,338	1,116,918
Property taxes, levied for capital projects				4,920,118	5,914,554
Property taxes, levied for debt service				14,725,692	15,895,731
General grants and aids				68,134,313	64,777,362
Other general revenues				1,333,919	2,674,991
Investment earnings				89,281	1,031,666
Total general revenues				<u>129,004,489</u>	<u>124,819,393</u>
Change in net position				971,656	(3,800,545)
Net position – beginning				<u>(45,905,423)</u>	<u>(42,104,878)</u>
Net position – ending				<u>\$ (44,933,767)</u>	<u>\$ (45,905,423)</u>

INDEPENDENT SCHOOL DISTRICT NO. 273

Balance Sheet
 Governmental Funds
 as of June 30, 2021
 (With Partial Comparative Information as of June 30, 2020)

	<u>General Fund</u>	<u>Capital Projects – Building Construction Fund</u>	<u>Debt Service Fund</u>
Assets			
Cash and temporary investments	\$ 38,310,611	\$ 10,441,302	\$ 10,822,279
Receivables			
Current taxes	22,339,585	–	7,531,693
Delinquent taxes	403,361	–	128,640
Accounts and interest	357,062	5,067	–
Due from other governmental units	10,464,280	–	–
Prepaid items	–	11,431	–
Total assets	<u>\$ 71,874,899</u>	<u>\$ 10,457,800</u>	<u>\$ 18,482,612</u>
Liabilities			
Salaries and benefits payable	\$ 11,136,020	\$ 10,662	\$ –
Accounts and contracts payable	1,224,750	3,054,495	–
Due to other governmental units	370,717	–	–
Unearned revenue	432,491	–	–
Total liabilities	<u>13,163,978</u>	<u>3,065,157</u>	<u>–</u>
Deferred inflows of resources			
Property taxes levied for subsequent year	40,866,739	–	15,080,775
Unavailable revenue – delinquent taxes	280,576	–	86,874
Total deferred inflows of resources	<u>41,147,315</u>	<u>–</u>	<u>15,167,649</u>
Fund balances			
Nonspendable	–	11,431	–
Restricted	1,333,034	7,458,401	3,314,963
Committed	1,074,602	–	–
Assigned	6,094,910	–	–
Unassigned	9,061,060	(77,189)	–
Total fund balances	<u>17,563,606</u>	<u>7,392,643</u>	<u>3,314,963</u>
Total liabilities, deferred inflows of resources, and fund balances	<u>\$ 71,874,899</u>	<u>\$ 10,457,800</u>	<u>\$ 18,482,612</u>

Nonmajor Funds	Total Governmental Funds	
	2021	2020
\$ 3,025,266	\$ 62,599,458	\$ 62,468,883
558,507	30,429,785	30,910,894
11,395	543,396	473,701
47,805	409,934	265,294
493,738	10,958,018	10,330,648
—	11,431	—
<u>\$ 4,136,711</u>	<u>\$ 104,952,022</u>	<u>\$ 104,449,420</u>
\$ 168,975	\$ 11,315,657	\$ 10,964,182
165,743	4,444,988	4,692,833
33,885	404,602	540,644
1,030,710	1,463,201	574,393
<u>1,399,313</u>	<u>17,628,448</u>	<u>16,772,052</u>
1,118,317	57,065,831	55,491,894
8,267	375,717	395,301
<u>1,126,584</u>	<u>57,441,548</u>	<u>55,887,195</u>
—	11,431	—
1,610,814	13,717,212	18,355,311
—	1,074,602	1,068,409
—	6,094,910	3,752,941
—	8,983,871	8,613,512
<u>1,610,814</u>	<u>29,882,026</u>	<u>31,790,173</u>
<u>\$ 4,136,711</u>	<u>\$ 104,952,022</u>	<u>\$ 104,449,420</u>

THIS PAGE INTENTIONALLY LEFT BLANK

INDEPENDENT SCHOOL DISTRICT NO. 273

Reconciliation of the Balance Sheet to the
Statement of Net Position
Governmental Funds
as of June 30, 2021

(With Partial Comparative Information as of June 30, 2020)

	<u>2021</u>	<u>2020</u>
Total fund balances – governmental funds	\$ 29,882,026	\$ 31,790,173
Amounts reported for governmental activities in the Statement of Net Position are different because:		
Capital assets are included in net position, but are excluded from fund balances because they do not represent financial resources.		
Cost of capital assets	435,683,150	413,598,007
Accumulated depreciation	(158,982,281)	(147,947,101)
Long-term liabilities are included in net position, but are excluded from fund balances until due and payable. Debt issuance premiums and discounts are excluded from net position until amortized, but are included in fund balances upon issuance as other financing sources and uses.		
General obligation bonds payable	(183,765,000)	(181,575,000)
Certificates of participation payable	(735,000)	(845,000)
Unamortized premiums	(14,202,540)	(13,282,191)
Capital leases payable	(1,492,912)	(1,477,131)
Severance benefits payable	(472,756)	(626,667)
Net/total pension liabilities	(103,195,273)	(90,846,264)
Total OPEB liability	(21,482,253)	(20,603,844)
Internal service funds are used by management to charge the costs of certain activities to individual funds. The assets and liabilities of the Internal Service Fund are included in the governmental activities in the Statement of Net Position.		
	576,212	601,205
Accrued interest payable on long-term debt is included in net position, but is excluded from fund balances until due and payable.		
	(3,090,463)	(3,295,919)
The recognition of certain revenues and expenses/expenditures differ between the full accrual governmental activities financial statements and the modified accrual governmental fund financial statements.		
Deferred outflows of resources – pension plan deferments	39,019,289	61,864,735
Deferred outflows of resources – OPEB plan deferments	1,961,167	1,543,325
Deferred inflows of resources – bond refunding deferments	(1,884,295)	(2,556,458)
Deferred inflows of resources – pension plan deferments	(62,062,564)	(91,498,816)
Deferred inflows of resources – OPEB plan deferments	(1,065,991)	(1,143,778)
Deferred inflows of resources – unavailable revenue – delinquent taxes	375,717	395,301
Total net position – governmental activities	<u>\$ (44,933,767)</u>	<u>\$ (45,905,423)</u>

INDEPENDENT SCHOOL DISTRICT NO. 273

Statement of Revenue, Expenditures, and Changes in Fund Balances
 Governmental Funds
 Year Ended June 30, 2021
 (With Partial Comparative Information for the Year Ended June 30, 2020)

	<u>General Fund</u>	<u>Capital Projects – Building Construction Fund</u>	<u>Debt Service Fund</u>
Revenue			
Local sources			
Property taxes	\$ 38,708,163	\$ 4,920,118	\$ 14,737,097
Investment earnings	70,969	9,138	5,004
Other	2,591,692	216,238	–
State sources	80,834,800	–	–
Federal sources	4,644,825	–	–
Total revenue	<u>126,850,449</u>	<u>5,145,494</u>	<u>14,742,101</u>
Expenditures			
Current			
Administration	3,342,784	–	–
District support services	2,714,576	–	–
Elementary and secondary regular instruction	56,763,928	–	–
Vocational education instruction	347,713	–	–
Special education instruction	22,568,276	–	–
Instructional support services	8,891,998	–	–
Pupil support services	9,321,573	–	–
Sites and buildings	13,571,083	–	–
Fiscal and other fixed cost programs	451,186	–	–
Food service	–	–	–
Community service	–	–	–
Capital outlay	–	27,405,852	–
Debt service			
Principal	411,830	–	7,050,000
Interest and fiscal charges	83,622	151,943	7,679,481
Total expenditures	<u>118,468,569</u>	<u>27,557,795</u>	<u>14,729,481</u>
Excess (deficiency) of revenue over expenditures	8,381,880	(22,412,301)	12,620
Other financing sources (uses)			
Sale of capital assets	5,185	–	–
Capital lease issued	317,611	–	–
Debt issued	–	10,411,556	9,258,444
Premium on debt issued	–	944,285	1,446,939
Payment on refunded debt	–	–	(10,430,000)
Transfers in	–	6,035,164	–
Transfers (out)	(6,035,164)	–	–
Total other financing sources (uses)	<u>(5,712,368)</u>	<u>17,391,005</u>	<u>275,383</u>
Net change in fund balances	2,669,512	(5,021,296)	288,003
Fund balances			
Beginning of year	<u>14,894,094</u>	<u>12,413,939</u>	<u>3,026,960</u>
End of year	<u>\$ 17,563,606</u>	<u>\$ 7,392,643</u>	<u>\$ 3,314,963</u>

Nonmajor Funds	Total Governmental Funds	
	2021	2020
\$ 1,101,182	\$ 59,466,560	\$ 56,429,303
3,336	88,447	1,031,666
3,342,306	6,150,236	12,275,628
531,801	81,366,601	79,168,635
1,837,086	6,481,911	2,515,385
<u>6,815,711</u>	<u>153,553,755</u>	<u>151,420,617</u>
–	3,342,784	3,009,563
–	2,714,576	2,800,341
–	56,763,928	56,626,943
–	347,713	417,775
–	22,568,276	22,535,544
–	8,891,998	5,600,116
–	9,321,573	10,138,725
–	13,571,083	15,903,909
–	451,186	305,513
1,321,720	1,321,720	2,371,549
5,202,701	5,202,701	7,805,415
135,656	27,541,508	20,021,117
–	7,461,830	8,382,929
–	7,915,046	7,681,704
<u>6,660,077</u>	<u>167,415,922</u>	<u>163,601,143</u>
155,634	(13,862,167)	(12,180,526)
–	5,185	–
–	317,611	–
–	19,670,000	19,890,000
–	2,391,224	2,061,538
–	(10,430,000)	(21,895,000)
–	6,035,164	–
–	(6,035,164)	–
<u>–</u>	<u>11,954,020</u>	<u>56,538</u>
155,634	(1,908,147)	(12,123,988)
<u>1,455,180</u>	<u>31,790,173</u>	<u>43,914,161</u>
<u>\$ 1,610,814</u>	<u>\$ 29,882,026</u>	<u>\$ 31,790,173</u>

THIS PAGE INTENTIONALLY LEFT BLANK

INDEPENDENT SCHOOL DISTRICT NO. 273

Reconciliation of the Statement of
Revenue, Expenditures, and Changes in Fund Balances
to the Statement of Activities
Governmental Funds
Year Ended June 30, 2021
(With Partial Comparative Information for the Year Ended June 30, 2020)

	<u>2021</u>	<u>2020</u>
Total net change in fund balances – governmental funds	\$ (1,908,147)	\$ (12,123,988)
Amounts reported for governmental activities in the Statement of Activities are different because:		
Capital assets are recorded in net position and the cost is allocated over their estimated useful lives as depreciation expense. However, fund balances are reduced for the full cost of capital outlays at the time of purchase.		
Capital outlays	23,415,293	19,256,474
Depreciation expense	(12,365,330)	(12,135,663)
Internal service funds are used by management to charge the costs of certain activities to individual funds. The change in net position of the internal service funds is included in the governmental activities in the Statement of Activities.		
	(24,993)	111,600
The amount of debt issued is reported in the governmental funds as a source of financing. Debt obligations are not revenues in the Statement of Activities, but rather constitute long-term liabilities.		
General obligation bonds payable	(19,670,000)	(19,890,000)
Capital leases payable	(317,611)	–
Repayment of long-term debt does not affect the change in net position. However, it reduces fund balances.		
General obligation bonds and certificates of participation	17,590,000	30,140,000
Capital leases payable	301,830	137,929
Interest on long-term debt is included in the change in net position as it accrues, regardless of when payment is due. However, it is included in the change in fund balances when due.		
	205,456	(276,438)
Debt issuance premiums and discounts are included in the change in net position as they are amortized over the life of the debt. However, they are included in the change in fund balances upon issuance as other financing sources and uses.		
	(920,349)	2,199,658
Certain expenses are included in the change in net position, but do not require the use of current funds, and are not included in the change in fund balances.		
Severance benefits payable	153,911	67,938
Net/total pension liabilities	(12,349,009)	(1,795,719)
Total OPEB liability	(878,409)	(1,359,603)
The recognition of certain revenues and expenses/expenditures differ between the full accrual governmental activities financial statements and the modified accrual governmental fund financial statements.		
Deferred outflows of resources – pension plan deferments	(22,845,446)	(28,441,754)
Deferred outflows of resources – OPEB plan deferments	417,842	532,368
Deferred inflows of resources – bond refunding deferments	672,163	(2,556,458)
Deferred inflows of resources – pension plan deferments	29,436,252	22,263,642
Deferred inflows of resources – OPEB plan deferments	77,787	163,398
Deferred inflows of resources – unavailable revenue – delinquent taxes	(19,584)	(93,929)
Change in net position – governmental activities	<u>\$ 971,656</u>	<u>\$ (3,800,545)</u>

THIS PAGE INTENTIONALLY LEFT BLANK

INDEPENDENT SCHOOL DISTRICT NO. 273

Statement of Revenue, Expenditures, and Changes in Fund Balances
 Budget and Actual
 General Fund
 Year Ended June 30, 2021

	Budgeted Amounts		Actual	Over (Under) Final Budget
	Original	Final		
Revenue				
Local sources				
Property taxes	\$ 37,412,258	\$ 37,787,258	\$ 38,708,163	\$ 920,905
Investment earnings	150,000	150,000	70,969	(79,031)
Other	3,219,168	2,600,417	2,591,692	(8,725)
State sources	81,067,540	81,207,726	80,834,800	(372,926)
Federal sources	1,903,693	5,068,138	4,644,825	(423,313)
Total revenue	<u>123,752,659</u>	<u>126,813,539</u>	<u>126,850,449</u>	<u>36,910</u>
Expenditures				
Current				
Administration	3,444,923	3,796,149	3,342,784	(453,365)
District support services	2,491,272	2,701,546	2,714,576	13,030
Elementary and secondary regular instruction	57,122,056	59,265,455	56,763,928	(2,501,527)
Vocational education instruction	176,001	170,781	347,713	176,932
Special education instruction	23,661,036	23,635,831	22,568,276	(1,067,555)
Instructional support services	6,309,152	8,848,934	8,891,998	43,064
Pupil support services	10,103,440	9,665,875	9,321,573	(344,302)
Sites and buildings	17,515,544	18,352,634	13,571,083	(4,781,551)
Fiscal and other fixed cost programs	534,916	504,300	451,186	(53,114)
Debt service				
Principal	238,317	238,317	411,830	173,513
Interest and fiscal charges	93,961	93,961	83,622	(10,339)
Total expenditures	<u>121,690,618</u>	<u>127,273,783</u>	<u>118,468,569</u>	<u>(8,805,214)</u>
Excess (deficiency) of revenue over expenditures	2,062,041	(460,244)	8,381,880	8,842,124
Other financing sources (uses)				
Sale of capital assets	—	—	5,185	5,185
Capital lease issued	—	—	317,611	317,611
Transfers (out)	(1,558,215)	(1,558,215)	(6,035,164)	(4,476,949)
Total other financing sources (uses)	<u>(1,558,215)</u>	<u>(1,558,215)</u>	<u>(5,712,368)</u>	<u>(4,154,153)</u>
Net change in fund balances	<u>\$ 503,826</u>	<u>\$ (2,018,459)</u>	2,669,512	<u>\$ 4,687,971</u>
Fund balances				
Beginning of year			<u>14,894,094</u>	
End of year			<u>\$ 17,563,606</u>	

INDEPENDENT SCHOOL DISTRICT NO. 273

Statement of Net Position

Proprietary Fund

Internal Service Fund

as of June 30, 2021

(With Partial Comparative Information as of June 30, 2020)

	<u>2021</u>	<u>2020</u>
Assets		
Current assets		
Cash and temporary investments	\$ 602,668	\$ 616,886
Accounts receivable	<u>24,869</u>	<u>24,956</u>
Total assets	<u>627,537</u>	<u>641,842</u>
Liabilities		
Current liabilities		
Accounts and contracts payable	<u>51,325</u>	<u>40,637</u>
Net position		
Unrestricted	<u>\$ 576,212</u>	<u>\$ 601,205</u>

INDEPENDENT SCHOOL DISTRICT NO. 273

Statement of Revenue, Expenses, and Changes in Fund Net Position
 Proprietary Fund
 Internal Service Fund
 Year Ended June 30, 2021
 (With Partial Comparative Information for the Year Ended June 30, 2020)

	<u>2021</u>	<u>2020</u>
Operating revenue		
Charges for services	\$ 870,451	\$ 855,860
Operating expenses		
Dental claims and expenses	<u>896,278</u>	<u>744,260</u>
Operating income (loss)	(25,827)	111,600
Nonoperating revenue		
Investment earnings	<u>834</u>	<u>—</u>
Change in net position	(24,993)	111,600
Net position		
Beginning of year	<u>601,205</u>	<u>489,605</u>
End of year	<u><u>\$ 576,212</u></u>	<u><u>\$ 601,205</u></u>

INDEPENDENT SCHOOL DISTRICT NO. 273

Statement of Cash Flows

Proprietary Fund

Internal Service Fund

Year Ended June 30, 2021

(With Partial Comparative Information for the Year Ended June 30, 2020)

	<u>2021</u>	<u>2020</u>
Cash flows from operating activities		
Contributions from governmental funds	\$ 870,538	\$ 854,737
Dental claims and other expense payments	<u>(885,590)</u>	<u>(745,501)</u>
Net cash flows from operating activities	(15,052)	109,236
Cash flows from investing activities		
Investment income received	<u>834</u>	<u>—</u>
Net change in cash and cash equivalents	(14,218)	109,236
Cash and temporary investments		
Beginning of year	<u>616,886</u>	<u>507,650</u>
End of year	<u><u>\$ 602,668</u></u>	<u><u>\$ 616,886</u></u>
Reconciliation of operating income (loss) to net cash flows from operating activities		
Operating income (loss)	\$ (25,827)	\$ 111,600
Adjustments to reconcile operating income (loss) to net cash flows from operating activities		
Changes in assets and liabilities		
Accounts receivable	87	(1,123)
Accounts and contracts payable	<u>10,688</u>	<u>(1,241)</u>
Net cash flows from operating activities	<u><u>\$ (15,052)</u></u>	<u><u>\$ 109,236</u></u>

INDEPENDENT SCHOOL DISTRICT NO. 273

Notes to Basic Financial Statements
June 30, 2021

NOTE 1 – SUMMARY OF SIGNIFICANT ACCOUNTING POLICIES

A. Basis of Organization

Independent School District No. 273, Edina, Minnesota (the District) was formed and operates pursuant to applicable Minnesota laws and statutes. The District serves pre-kindergarten through 12th grade students attending the District either as a resident of the District or through an open enrollment option election. It is governed by a School Board elected by voters of the District to four-year terms. The District's financial statements have been prepared in conformity with accounting principles generally accepted in the United States of America as applied to governmental units. The Governmental Accounting Standards Board (GASB) is the accepted standard-setting body for establishing governmental accounting and financial reporting principles.

B. Reporting Entity

The District's policy is to include in the financial statements all funds, departments, agencies, boards, commissions, and other component units for which the District is considered to be financially accountable.

Component units are legally separate entities for which the District (primary government) is financially accountable, or for which the exclusion of the component unit would render the financial statements of the primary government misleading. The criteria used to determine if the primary government is financially accountable for a component unit includes whether or not the primary government appoints the voting majority of the potential component unit's governing body, is able to impose its will on the potential component unit, is in a relationship of financial benefit or burden with the potential component unit, or is fiscally depended upon by the potential component unit. Based on these criteria, there are no organizations considered to be component units of the District.

C. Government-Wide Financial Statement Presentation

The government-wide financial statements (Statement of Net Position and Statement of Activities) display information about the reporting government as a whole. These statements include all the financial activities of the District, except for the fiduciary funds. Generally, the effect of material interfund activity has been removed from the government-wide financial statements. Transactions representing interfund services provided and used are not eliminated in the consolidation process to the government-wide financial statements.

The Statement of Activities demonstrates the degree to which the direct expenses of a given function or segment is offset by program revenues. Direct expenses are those that are clearly identifiable with a specific function or segment. Program revenues include charges to customers or applicants who purchase, use, or directly benefit from goods, services, or privileges provided by a given function or segment and grants and contributions that are restricted to meeting the operational or capital requirements of a particular function or segment. Taxes and other internally directed revenues are reported instead as general revenues.

NOTE 1 – SUMMARY OF SIGNIFICANT ACCOUNTING POLICIES (CONTINUED)

The government-wide financial statements are reported using the economic resources measurement focus and the accrual basis of accounting. Revenues are recorded when earned and expenses are recorded when a liability is incurred, regardless of the timing of related cash flows. Property taxes are generally recognized as revenues in the fiscal year for which they are levied, except for amounts advance recognized in accordance with a statutory tax shift described later in these notes. Grants and similar items are recognized when all eligibility requirements imposed by the provider have been met.

Depreciation expense is included as a direct expense in the functional areas that utilize the related capital assets. Interest on debt is considered an indirect expense and is reported separately on the Statement of Activities.

D. Fund Financial Statement Presentation

Separate fund financial statements are provided for governmental and proprietary funds. Major individual governmental funds are reported as separate columns in the fund financial statements. Aggregated information for the remaining nonmajor governmental funds is reported in a single column in the fund financial statements.

Governmental fund financial statements are reported using the current financial resources measurement focus and the modified accrual basis of accounting. Under this basis of accounting, transactions are recorded in the following manner:

- 1. Revenue Recognition** – Revenue is recognized when it becomes measurable and available. “Measurable” means the amount of the transaction can be determined and “available” means collectible within the current period or soon enough thereafter to be used to pay liabilities of the current period. For this purpose, the District generally considers revenues to be available if they are collected within 60 days after year-end. Grants and similar revenues are recognized when all eligibility requirements imposed by the provider have been met. State revenue is recognized in the year to which it applies according to Minnesota Statutes. Proceeds of long-term debt and acquisitions under capital leases are reported as other financing sources.
- 2. Recording of Expenditures** – Expenditures are generally recorded when a liability is incurred, except for principal and interest on long-term debt and other long-term liabilities, which are recognized as expenditures to the extent they have matured. Capital asset acquisitions are reported as capital outlay expenditures in the governmental funds. In the General Fund, capital outlay expenditures are included within the applicable functional areas.

Internal service funds are presented in proprietary fund financial statements. Proprietary fund financial statements are reported using the economic resources measurement focus and the accrual basis of accounting as described earlier in these notes. Because the principal users of the internal services are the District’s governmental activities, the internal service funds are consolidated into the governmental column when presented in the government-wide financial statements. The cost of these services is reported in the appropriate functional activity.

Proprietary funds distinguish operating revenues and expenses from nonoperating items. Operating revenues and expenses generally result from providing services and producing and delivering goods in connection with a proprietary fund’s principal ongoing operations. An internal service fund accounts for the financing of goods or services provided by one department to other departments or agencies of the District, or to other governments, on a cost-reimbursement basis. The principal operating revenue of the District’s Internal Service Fund is charges to other district funds for service. Operating expenses for the Internal Service Fund include the costs of providing services. All revenues and expenses not meeting this definition are reported as nonoperating revenues and expenses.

NOTE 1 – SUMMARY OF SIGNIFICANT ACCOUNTING POLICIES (CONTINUED)

Description of Funds

The existence of the various district funds has been established by the Minnesota Department of Education. Each fund is accounted for as an independent entity. A description of the funds included in this report is as follows:

Major Governmental Funds

General Fund – The General Fund is the government’s primary operating fund. It accounts for all financial resources except those required to be accounted for in another fund.

Capital Projects – Building Construction Fund – The Capital Projects – Building Construction Fund is used to account for financial resources used for the acquisition or construction of major capital facilities authorized by bond issue, capital project levies, or the Long-Term Facilities Maintenance (LTFM) Program.

Debt Service Fund – The Debt Service Fund is used to account for the accumulation of resources for, and payment of, general obligation debt principal, interest, and related costs.

Nonmajor Governmental Funds

Food Service Special Revenue Fund – The Food Service Special Revenue Fund is used to account for the District’s child nutrition program.

Community Service Special Revenue Fund – The Community Service Special Revenue Fund is used to account for services provided to residents in the areas of recreation, civic activities, nonpublic pupils, adult or early childhood programs, or other similar services.

Proprietary Funds

Internal Service Fund – The District’s Internal Service Fund is used to account for dental insurance offered by the District to its employees as a self-insured plan.

E. Budgetary Information

The School Board adopts an annual budget for all governmental funds prepared on the same basis of accounting as the fund financial statements. Legal budgetary control is at the fund level. Budgeted appropriations lapse at year-end. Actual expenditures for the year ended June 30, 2021 exceeded budgeted appropriations by \$722,922 in the Community Service Special Revenue Fund, by \$2,956,020 in the Capital Projects – Building Construction Fund, and by \$98,943 in the Debt Service Fund. Revenues and other financing sources in excess of budget, along with available fund balances, financed these variances.

F. Use of Estimates

The preparation of financial statements, in conformity with accounting principles generally accepted in the United States of America, requires management to make estimates and assumptions that affect the amounts reported in the financial statements during the reporting period. Actual results could differ from those estimates.

NOTE 1 – SUMMARY OF SIGNIFICANT ACCOUNTING POLICIES (CONTINUED)

G. Cash and Temporary Investments

Cash and temporary investments include balances from all funds that are combined and invested to the extent available in various securities as authorized by state law. Earnings from the pooled investments are allocated to the respective funds on the basis of applicable cash balance participation by each fund. Bond proceeds recorded in the Capital Projects – Building Construction Fund are not pooled, and earnings on these proceeds are allocated directly to the fund.

For purposes of the Statement of Cash Flows, the District considers all highly liquid debt instruments with an original maturity from the time of purchase by the District of three months or less to be cash equivalents. The proprietary (internal service) fund's equity in the government-wide cash and investment management pool is considered to be cash equivalent.

Investments are generally stated at fair value, except for investments in certain external investment pools, which are stated at amortized cost. Short-term, highly liquid debt instruments (including commercial paper, bankers' acceptance, and U.S. treasury and agency obligations) purchased with a remaining maturity of one year or less may also be reported at amortized cost. Investment income is accrued at the Balance Sheet date.

The District categorizes its fair value measurements within the fair value hierarchy established by accounting principles generally accepted in the United States of America. The hierarchy is based on the valuation inputs used to measure the fair value of the asset. Level 1 inputs are quoted prices in active markets for identical assets; Level 2 inputs are significant other observable inputs; and Level 3 inputs are significant unobservable inputs. Debt securities classified in Level 2 of the fair value hierarchy are valued using a matrix pricing technique. Matrix pricing is used to value securities based on the securities' relationship to benchmark quoted prices.

See Note 2 for the District's recurring fair value measurements as of year-end.

H. Receivables

When necessary, the District utilizes an allowance for uncollectible accounts to value its receivables. However, the District considers all of its current receivables to be collectible. The only receivables not expected to be fully collected within one year are property taxes receivable.

I. Prepaid Items

Certain payments to vendors reflect costs applicable to future accounting periods and are recorded as prepaid items. Prepaid items are reported as expenses/expenditures at the time of consumption.

J. Property Taxes

The majority of district revenue is determined annually by statutory funding formulas. The total revenue allowed by these formulas is then allocated between property taxes and state aids by the Legislature based on education funding priorities.

Property tax levies are certified to the County Auditor in December of each year for collection from taxpayers in May and October of the following calendar year. In Minnesota, counties act as collection agents for all property taxes. The county spreads all levies over taxable property. Such taxes become a lien on property on the following January 1. The county generally remits taxes to the District at periodic intervals as they are collected.

NOTE 1 – SUMMARY OF SIGNIFICANT ACCOUNTING POLICIES (CONTINUED)

Generally, property taxes are recognized as revenue by the District in the fiscal year that begins midway through the calendar year in which the tax levy is collectible. To help balance the state budget, the Minnesota Legislature utilizes a tool referred to as the “tax shift,” which periodically changes the District’s recognition of property tax revenue. The tax shift advance recognizes cash collected for the subsequent year’s levy as current year revenue, allowing the state to reduce the amount of aid paid to the District. Currently, the mandated tax shift recognizes \$3,863,954 of the property tax levy collectible in 2021 as revenue to the District in fiscal year 2020–2021. The remaining portion of the taxes collectible in 2021 is reported as a deferred inflow of resources (property taxes levied for subsequent year).

Taxes which remain unpaid are classified as delinquent taxes receivable. Revenue from these delinquent property taxes that is not collected within 60 days of year-end is reported as a deferred inflow of resources (unavailable revenue) in the fund financial statements because it is not known to be available to finance the operations of the District in the current year.

K. Capital Assets

Capital assets are capitalized at historical cost, or estimated historical cost if purchased or constructed. Donated assets are recorded at estimated acquisition value at the date of donation. The District defines capital assets as those with an initial, individual cost of \$5,000 or more, which benefit more than one fiscal year. The cost of normal maintenance and repairs that do not add to the value of the asset or materially extend asset lives are not capitalized. The District does not possess material amounts of infrastructure capital assets. Such items are considered to be part of the cost of buildings or other improvable property.

Capital assets are reported in the government-wide financial statements, but not in the fund financial statements. Capital assets are depreciated using the straight-line method over their estimated useful lives. Since assets are generally sold for an immaterial amount or scrapped when declared as no longer fit or needed for public school purposes by the District, no salvage value is taken into consideration for depreciation purposes. Useful lives vary from 20 to 50 years for land improvements and buildings and 5 to 15 years for furniture and equipment. Land and construction in progress are not depreciated.

L. Long-Term Obligations

In the government-wide financial statements, long-term debt and other long-term obligations are reported as liabilities in the applicable governmental activities. If material, bond premiums and discounts are deferred and amortized over the life of the bonds using the straight-line method.

In the fund financial statements, governmental fund types recognize bond premiums and discounts during the current period. The face amount of debt issued is reported as other financing sources. Premiums or discounts on debt issuances are reported as other financing sources or uses, respectively.

M. Compensated Absences

Under the terms of union contracts, certain employees accrue vacation and sick leave at varying rates, portions of which may be carried over to future years. Employees are reimbursed for any unused, accrued vacation and related benefits upon termination. Unused sick leave enters into the calculation of severance benefits for some employees upon termination. Compensated absences are accrued in governmental fund financial statements only to the extent they have been used or otherwise matured prior to year-end. Compensated absences, if material, are accrued when earned in the government-wide financial statements.

NOTE 1 – SUMMARY OF SIGNIFICANT ACCOUNTING POLICIES (CONTINUED)

N. Severance Benefits

The District provides lump sum severance benefits to eligible employees in accordance with provisions in certain collectively bargained contracts. Eligibility for these benefits is based on years of service and/or minimum age requirements. The severance benefit is calculated by converting a portion of unused accumulated sick leave. No individual can receive severance benefits in excess of one year's salary.

Severance benefits payable are recorded as a liability in the government-wide financial statements as they are earned and it becomes probable they will vest at some point in the future, and are accrued in the governmental fund financial statements as the liability matures, due to employee termination.

O. State-Wide Pension Plans

For purposes of measuring the net pension liability, deferred outflows/inflows of resources, and pension expense, information about the fiduciary net position of the Public Employees Retirement Association (PERA) and the Teachers Retirement Association (TRA) and additions to/deductions from the PERA's and the TRA's fiduciary net positions have been determined on the same basis as they are reported by the PERA and the TRA. For this purpose, plan contributions are recognized as of employer payroll paid dates and benefit payments and refunds are recognized when due and payable in accordance with the benefit terms. Investments are reported at fair value.

The TRA has a special funding situation created by direct aid contributions made by the state of Minnesota, City of Minneapolis, and Special School District No. 1, Minneapolis Public Schools. The direct aid is a result of the merger of the Minneapolis Teachers Retirement Fund Association into the TRA in 2006. A second direct aid source is from the state of Minnesota for the merger of the Duluth Teachers Retirement Fund Association in 2015.

P. Risk Management and Self-Insurance

- 1. General Insurance** – The District is exposed to various risks of loss related to torts: theft of, damage to, and destruction of assets; errors and omissions; natural disasters; and workers' compensation for which the District carries commercial insurance. Settled claims have not exceeded this commercial coverage in any of the past three fiscal years. There were no significant reductions in the District's insurance coverage in the current fiscal year.
- 2. Self-Insurance** – The District established an Internal Service Fund to account for and finance its uninsured risk of loss for its employee dental plan. Under this plan, the District provides coverage to participating employees and their dependents for various dental costs as described in the plan.

The District makes premium payments to the Internal Service Fund on behalf of program participants based on provisional rates determined by insurance company estimates of monthly claims paid for each coverage class, plus stop-loss insurance premium costs and administrative service charges.

District claim liabilities are reported when it is probable that a loss has occurred and the amount of that loss can be reasonably estimated. Liabilities include an amount for claims that have been incurred, but not reported. Because actual claim liabilities depend on complex factors, such as inflation, changes in legal doctrines, and damage awards, the process used in computing a claim liability does not necessarily result in an exact amount. Claim liabilities are evaluated periodically to take into consideration recently settled claims, the frequency of claims, and other economic and social factors.

NOTE 1 – SUMMARY OF SIGNIFICANT ACCOUNTING POLICIES (CONTINUED)

Changes in the balance of dental claim liabilities were as follows:

<u>Fiscal Year Ended June 30,</u>	<u>Beginning of Fiscal Year Liability</u>	<u>Current Year Claims and Changes in Estimates</u>	<u>Claim Payments</u>	<u>Balance at Fiscal Year-End</u>
2020	\$ 41,878	\$ 744,260	\$ 745,501	\$ 40,637
2021	\$ 40,637	\$ 896,278	\$ 885,590	\$ 51,325

Q. Deferred Outflows/Inflows of Resources

In addition to assets and liabilities, statements of financial position or balance sheets will sometimes report separate sections for deferred outflows or inflows of resources. These separate financial statement elements represent a consumption or acquisition of net position that applies to a future period and so will not be recognized as an outflow of resources (expense/expenditure) or an inflow of financial resources (revenue) until then.

The District reports a deferred inflow of resources related to bond refunding deferrals in the government-wide Statement of Net Position. A bond refunding deferral results from the difference in the carrying value of refunded debt and its reacquisition price. These amounts are deferred and amortized over the shorter of the life of the refunded or refunding debt.

The District reports deferred outflows and inflows of resources related to pensions and other post-employment benefit plans (OPEB) reported in the government-wide Statement of Net Position. These deferred outflows and inflows result from differences between expected and actual economic experience, changes in actuarial assumptions, difference between projected and actual investment earnings, changes in proportion, and contributions to the plan subsequent to the measurement date and before the end of the reporting period. These amounts are deferred and amortized as required under pension and OPEB standards.

Property taxes levied for subsequent years, which represents property taxes received or reported as a receivable before the period for which the taxes are levied, are reported as a deferred inflow of resources in both the government-wide Statement of Net Position and the governmental funds Balance Sheet. Property taxes levied for subsequent years are deferred and recognized as an inflow of resources in the government-wide financial statements in the year for which they are levied, and in the governmental fund financial statements during the year for which they are levied, if available.

Unavailable revenue from property taxes arises under a modified accrual basis of accounting and is reported only in the governmental funds Balance Sheet. Delinquent property taxes not collected within 60 days of year-end are deferred and recognized as an inflow of resources in the governmental funds in the period the amounts become available.

R. Interfund Transfers

The General Fund transferred \$6,035,164 to the Capital Projects – Building Construction Fund to allocate revenue that will be expended by the Capital Projects – Building Construction Fund for LTFM projects. Such interfund transfers are reported in the fund financial statements, but are eliminated in the government-wide financial statements.

NOTE 1 – SUMMARY OF SIGNIFICANT ACCOUNTING POLICIES (CONTINUED)

S. Net Position

In the government-wide and proprietary fund financial statements, net position represents the difference between assets, deferred outflows of resources, liabilities, and deferred inflows of resources. Net position is displayed in three components:

- **Net Investment in Capital Assets** – Consists of capital assets, net of accumulated depreciation, reduced by any outstanding debt attributable to acquire capital assets.
- **Restricted Net Position** – Consists of net position restricted related to externally imposed constraints established by creditors, grantors, or contributors; or constraints imposed by state statutory provisions.
- **Unrestricted Net Position** – All other net position that does not meet the definition of “restricted” or “net investment in capital assets.”

The District applies restricted resources first when an expense is incurred for which both restricted and unrestricted resources are available.

T. Fund Balance Classifications

In the fund financial statements, governmental funds report fund balance in classifications that disclose constraints for which amounts in those funds can be spent. These classifications are as follows:

- **Nonspendable** – Consists of amounts that are not in spendable form, such as prepaid items, inventory, and other long-term assets.
- **Restricted** – Consists of amounts related to externally imposed constraints established by creditors, grantors, or contributors; or constraints imposed by state statutory provisions.
- **Committed** – Consists of internally imposed constraints that are established by resolution of the School Board. Those committed amounts cannot be used for any other purpose unless the School Board removes or changes the specified use by taking the same type of action it employed to previously commit those amounts.
- **Assigned** – Consists of internally imposed constraints. These constraints consist of amounts intended to be used by the District for specific purposes but do not meet the criteria to be classified as restricted or committed. In governmental funds, assigned amounts represent intended uses established by the governing body itself or by an official to which the governing body delegates the authority. Pursuant to School Board resolution, the District’s superintendent and director of business services are authorized to establish assignments of fund balance.
- **Unassigned** – The residual classification for the General Fund, which also reflects negative residual amounts in other funds.

When both restricted and unrestricted resources are available for use, it is the District’s policy to first use restricted resources, and then use unrestricted resources as they are needed.

When committed, assigned, or unassigned resources are available for use, it is the District’s policy to use resources in the following order: 1) committed, 2) assigned, and 3) unassigned.

NOTE 1 – SUMMARY OF SIGNIFICANT ACCOUNTING POLICIES (CONTINUED)

U. Prior Period Comparative Financial Information/Reclassification

The basic financial statements include certain prior year partial comparative information in total, but not at the level of detail required for a presentation in conformity with accounting principles generally accepted in the United States of America. Accordingly, such information should be read in conjunction with the District's financial statements for the year ended June 30, 2020, from which the summarized information was derived. Also, certain amounts presented in the prior year data have been reclassified in order to be consistent with the current year's presentation.

NOTE 2 – CASH AND INVESTMENTS

A. Components of Cash and Investments

Cash and temporary investments at year-end consist of the following:

Deposits	\$ 4,747,710
Investments	<u>58,454,416</u>
Cash and temporary investments	<u><u>\$ 63,202,126</u></u>

B. Deposits

In accordance with applicable Minnesota Statutes, the District maintains deposits at depository banks authorized by the School Board, including checking accounts, savings accounts, and nonnegotiable certificates of deposit.

The following is considered the most significant risk associated with deposits:

Custodial Credit Risk – In the case of deposits, this is the risk that in the event of a bank failure, the District's deposits may be lost.

Minnesota Statutes require that all deposits be protected by federal deposit insurance, corporate surety bond, or collateral. The market value of collateral pledged must equal 110 percent of the deposits not covered by federal deposit insurance or corporate surety bonds. Authorized collateral includes treasury bills, notes, and bonds; issues of U.S. government agencies; general obligations rated "A" or better; revenue obligations rated "AA" or better; irrevocable standard letters of credit issued by the Federal Home Loan Bank; and certificates of deposit. Minnesota Statutes require that securities pledged as collateral be held in safekeeping in a restricted account at the Federal Reserve Bank or in an account at a trust department of a commercial bank or other financial institution that is not owned or controlled by the financial institution furnishing the collateral. The District's deposit policies do not further limit depository choices.

The year-end bank balances of the District's deposits totaled \$4,747,745, which were fully covered by federal deposit insurance or collateral held by the District's agent in the District's name.

NOTE 2 – CASH AND INVESTMENTS (CONTINUED)

C. Investments

The District has the following investments at year-end:

Investment Type	Credit Rating	Rating Agency	Fair Value Measurements Using	Interest Rate Risk – Maturity Duration in Years		Total
				No Maturity Date	Less Than 1 Year	
Negotiable certificates of deposits	Not Rated		Level 2	\$ –	\$ 1,988,775	\$ 1,988,775
Investment pools						
MSDLAF Liquid Class	AAA	S&P	Not Applicable	\$ 21,373,078	\$ –	21,373,078
MSDLAF MAX Class	AAA	S&P	Not Applicable	\$ 91,118	\$ –	91,118
MNTrust Investment Shares Portfolio	AAA	S&P	Not Applicable	\$ 21,501,445	\$ –	21,501,445
MNTrust Term Series	Not Rated		Not Applicable	\$ –	\$ 13,500,000	13,500,000
Total investments						<u>\$ 58,454,416</u>

Investment pools managed by MNTrust and the Minnesota School District Liquid Asset Fund (MSDLAF) are external investment pools regulated by Minnesota Statutes not registered with the Securities and Exchange Commission. The District's investments in these investment pools are measured at the net asset value per share provided by the pools, which are based on amortized cost methods that approximate fair value. There are no restrictions or limitations on withdrawals from the MNTrust Investment Shares Portfolio or the MSDLAF Liquid Class investment pools. Investments in the MSDLAF MAX Class must be deposited for a minimum of 14 calendar days, with the exception of direct investments of funds distributed by the state of Minnesota. Withdrawals prior to the 14-day restriction period may be subject to a penalty and there is a 24-hour hold on all requests for redemptions. MNTrust Term Series Portfolios are intended to be held until maturity; a participant's withdrawal prior to maturity will require 7 days' notice of redemption and will likely carry a penalty, which could be substantial in that it would be intended to allow the MNTrust Term Series Portfolio to recoup any associated penalties, charges, losses, or other costs associated with the early redemption of the investments therein.

NOTE 2 – CASH AND INVESTMENTS (CONTINUED)

Investments are subject to various risks, the following of which are considered the most significant:

Custodial Credit Risk – This is the risk that in the event of a failure of the counterparty to an investment transaction (typically a broker-dealer) the District would not be able to recover the value of its investments or collateral securities that are in the possession of an outside party. Although the District’s investment policies do not directly address custodial credit risk, it typically limits its exposure by purchasing insured or registered investments, or by the control of who holds the securities.

Credit Risk – This is the risk that an issuer or other counterparty to an investment will not fulfill its obligations. Minnesota Statutes limit the District’s investments to direct obligations or obligations guaranteed by the United States or its agencies; shares of investment companies registered under the Federal Investment Company Act of 1940 that receive the highest credit rating, are rated in one of the two highest rating categories by a statistical rating agency, and all of the investments have a final maturity of 13 months or less; general obligations rated “A” or better; revenue obligations rated “AA” or better; general obligations of the Minnesota Housing Finance Agency rated “A” or better; bankers’ acceptances of United States banks eligible for purchase by the Federal Reserve System; commercial paper issued by United States corporations or their Canadian subsidiaries, rated of the highest quality category by at least two nationally recognized rating agencies, and maturing in 270 days or less; Guaranteed Investment Contracts guaranteed by a United States commercial bank, domestic branch of a foreign bank, or a United States insurance company, and with a credit quality in one of the top two highest categories; repurchase or reverse purchase agreements and securities lending agreements with financial institutions qualified as a “depository” by the government entity, with banks that are members of the Federal Reserve System with capitalization exceeding \$10,000,000; that are a primary reporting dealer in U.S. government securities to the Federal Reserve Bank of New York; or certain Minnesota securities broker-dealers.

The District’s investment policy also requires that commercial paper be of corporations organized in the United States; having at least \$1 billion of outstanding corporate paper obligations; rated at the highest classification by Standard and Poor’s (A-1) or Moody’s Investors Service (P-1); and not be on credit watch for potential downgrades. No more than 50 percent of the District’s investments can be in commercial paper on any given day. District policy does not allow investments in derivatives.

Concentration Risk – This is the risk associated with investing a significant portion of the District’s investments (considered 5.0 percent or more) in the securities of a single issuer, excluding U.S. guaranteed investments (such as treasuries), investment pools, and mutual funds. The District’s policies limit the investment on any given day, in any given corporation, to \$1 million.

Interest Rate Risk – This is the risk of potential variability in the fair value of fixed rate investments resulting from changes in interest rates (the longer the period for which an interest rate is fixed, the greater the risk). The District’s investment policies do not limit investment maturities; however, the District considers such things as interest rates and cash flow needs when purchasing investments.

NOTE 3 – CAPITAL ASSETS

Capital assets activity for the year is as follows:

	Balance – Beginning of Year	Additions	Deletions	Completed Construction	Balance – End of Year
Capital assets, not depreciated					
Land	\$ 5,240,001	\$ –	\$ –	\$ –	\$ 5,240,001
Construction in progress	<u>13,579,584</u>	<u>21,799,222</u>	<u>–</u>	<u>(3,513,721)</u>	<u>31,865,085</u>
Total capital assets, not depreciated	18,819,585	21,799,222	–	(3,513,721)	37,105,086
Capital assets, depreciated					
Land improvements	26,542,807	89,588	(296,613)	–	26,335,782
Buildings	346,558,478	369,557	(53,190)	3,513,721	350,388,566
Furniture and equipment	<u>21,677,137</u>	<u>1,156,926</u>	<u>(980,347)</u>	<u>–</u>	<u>21,853,716</u>
Total capital assets, depreciated	394,778,422	1,616,071	(1,330,150)	3,513,721	398,578,064
Less accumulated depreciation for					
Land improvements	(6,834,580)	(1,302,683)	296,613	–	(7,840,650)
Buildings	(125,628,512)	(9,833,206)	53,190	–	(135,408,528)
Furniture and equipment	<u>(15,484,009)</u>	<u>(1,229,441)</u>	<u>980,347</u>	<u>–</u>	<u>(15,733,103)</u>
Total accumulated depreciation	<u>(147,947,101)</u>	<u>(12,365,330)</u>	<u>1,330,150</u>	<u>–</u>	<u>(158,982,281)</u>
Net capital assets, depreciated	<u>246,831,321</u>	<u>(10,749,259)</u>	<u>–</u>	<u>3,513,721</u>	<u>239,595,783</u>
Total capital assets, net	<u>\$ 265,650,906</u>	<u>\$ 11,049,963</u>	<u>\$ –</u>	<u>\$ –</u>	<u>\$ 276,700,869</u>

Depreciation for the year was charged to the following governmental functions:

Administration	\$ 49,869
Elementary and secondary regular instruction	3,219,248
Vocational education instruction	88,165
Special education instruction	1,329
Instructional support services	15,059
Pupil support services	719,566
Sites and buildings	8,258,793
Community service	<u>13,301</u>
Total depreciation expense	<u>\$ 12,365,330</u>

NOTE 4 – LONG-TERM LIABILITIES

A. General Obligation Bonds Payable

The District currently has the following general obligation bonds payable outstanding:

<u>Issue</u>	<u>Issue Date</u>	<u>Interest Rate</u>	<u>Face/Par Value</u>	<u>Final Maturity</u>	<u>Principal Outstanding</u>
Alternative facilities bonds	12/30/2014	3.00–3.50%	\$ 6,050,000	02/01/2035	\$ 6,050,000
School building bonds	07/22/2015	4.00–5.00%	\$ 113,385,000	02/01/2037	102,155,000
Facilities maintenance and building bonds	04/13/2017	2.50–4.00%	\$ 16,350,000	02/01/2031	16,350,000
Facilities maintenance bonds	05/02/2019	3.00–5.00%	\$ 24,075,000	02/01/2036	24,075,000
School building refunding bonds	11/14/2019	5.00%	\$ 19,890,000	02/01/2024	15,465,000
Alternative facilities refunding bonds	11/05/2020	3.00–4.00%	\$ 9,085,000	02/01/2026	9,085,000
Facilities maintenance bonds	05/27/2021	2.00–3.00%	\$ 10,585,000	02/01/2031	10,585,000
Total general obligation bonds payable					<u>\$ 183,765,000</u>

These bonds were issued to finance acquisition and/or construction of capital facilities or to finance (refund) prior bond issues. Assets of the Debt Service Fund, together with scheduled future ad valorem tax levies, are dedicated for the retirement of these bonds. The annual future debt service levies authorized are equal to 105 percent of the principal and interest due each year. These levies are subject to reduction if fund balance amounts exceed limitations imposed by Minnesota law.

The District issued \$9,085,000 of General Obligation Alternative Facilities Refunding Bonds, Series 2020A, the proceeds of which were used to refund, in advance of their stated maturities, the 2022–2026 maturities of the District’s General Obligation Alternative Facilities Bonds, Series 2013A on their February 1, 2021 call date. This refunding reduced the District’s total future debt service payments by \$747,675, and resulted in a net present value savings of \$737,043.

B. Certificates of Participation Payable

<u>Issue</u>	<u>Issue Date</u>	<u>Interest Rate</u>	<u>Face/Par Value</u>	<u>Final Maturity</u>	<u>Principal Outstanding</u>
2011C Certificates of Participation	11/17/2011	2.00–3.75%	\$ 1,615,000	04/01/2027	<u>\$ 735,000</u>

The District sold certificates of participation under Minnesota Statutes § 123B.51 to finance the construction of an addition to South View Middle School. Scheduled future ad valorem lease obligation tax levies will be made to finance the retirement of principal and interest payments on the certificates. These certificates of participation are being paid by the General Fund.

C. Capital Leases Payable

In fiscal year 2014, the District entered into two capital lease agreements to finance the construction of several building additions. The leases, with an effective interest rate of 3.43 percent, require annual principal and interest payments through January 15, 2029, and are being paid by the General Fund. The leased assets were recorded at \$2,233,000 (the present value of future minimum lease payments as of the inception dates of the leases). Total accumulated depreciation on these assets at June 30, 2021 was \$312,620.

In fiscal year 2021, the District entered into a capital lease agreement to finance the purchase of Apple iPads valued at \$317,611. The lease, with an effective interest rate of 2.51 percent, requires annual principal and interest payments through May 27, 2023, and is being paid by the General Fund. The assets acquired through this capital lease were not capitalized as individual asset amounts do not meet the capitalization threshold.

NOTE 4 – LONG-TERM LIABILITIES (CONTINUED)

D. Other Long-Term Liabilities

The District offers a number of benefits to its employees, including pension, OPEB, and severance benefits for eligible employees based on unused sick leave, as further described elsewhere in these notes. Such benefits are paid primarily from the General Fund.

E. Minimum Debt Payments

Minimum annual principal and interest payments to maturity for general obligation bonds, certificates of participation, and capital leases are as follows:

Year Ending June 30,	General Obligation Bonds		Certificates of Participation		Capital Leases	
	Principal	Interest	Principal	Interest	Principal	Interest
2022	\$ 7,540,000	\$ 7,385,884	\$ 110,000	\$ 25,525	\$ 225,893	\$ 48,496
2023	8,015,000	7,011,113	115,000	22,088	232,968	41,422
2024	7,625,000	6,629,463	120,000	18,350	158,028	34,124
2025	7,780,000	6,251,613	125,000	14,150	163,494	28,658
2026	10,510,000	5,929,763	130,000	9,775	169,151	23,002
2027–2031	70,750,000	21,887,788	135,000	5,063	543,378	33,078
2032–2036	62,135,000	8,874,663	–	–	–	–
2037	9,410,000	376,400	–	–	–	–
	<u>\$183,765,000</u>	<u>\$ 64,346,685</u>	<u>\$ 735,000</u>	<u>\$ 94,951</u>	<u>\$ 1,492,912</u>	<u>\$ 208,780</u>

F. Changes in Long-Term Liabilities

	Beginning of Year	Additions	Retirements	End of Year	Due Within One Year
General obligation bonds payable	\$ 181,575,000	\$ 19,670,000	\$ 17,480,000	\$ 183,765,000	\$ 7,540,000
Certificates of participation payable	845,000	–	110,000	735,000	110,000
Unamortized premiums	13,282,191	2,391,224	1,470,875	14,202,540	–
Capital leases payable	1,477,131	317,611	301,830	1,492,912	225,893
Severance benefits payable	626,667	6,518	160,429	472,756	208,511
Net/total pension liability	90,846,264	19,695,017	7,346,008	103,195,273	834,763
Total OPEB liability	20,603,844	1,870,422	992,013	21,482,253	1,487,642
	<u>\$ 309,256,097</u>	<u>\$ 43,950,792</u>	<u>\$ 27,861,155</u>	<u>\$ 325,345,734</u>	<u>\$ 10,406,809</u>

NOTE 5 – FUND BALANCES

The table on the following page presents a breakdown of governmental fund equity components as defined earlier in these notes. State mandated restrictions that have an accumulated deficit at June 30, if any, are included in unassigned fund balance in the District’s financial statements in accordance with accounting principles generally accepted in the United States of America. However, a description of any deficit balance restrictions is included herein since the District has specific authority to future resources for such deficits.

The School Board has formally adopted a fund balance policy regarding maintaining a minimum unassigned General Fund balance goal of 6.0 percent of budgeted unassigned General Fund expenditures. At June 30, 2021, the unassigned fund balance of the General Fund was 7.1 percent of budgeted unassigned expenditures for fiscal 2022.

NOTE 5 – FUND BALANCES (CONTINUED)

At June 30, 2021, a summary of the District’s governmental fund balance classifications are as follows:

	General Fund	Capital Projects – Building Construction Fund	Debt Service Fund	Nonmajor Funds	Total
Nonspendable					
Prepaid items	\$ –	\$ 11,431	\$ –	\$ –	\$ 11,431
Restricted					
Student activities	25,830	–	–	–	25,830
Staff development	200,000	–	–	–	200,000
Operating capital	1,107,204	–	–	–	1,107,204
Capital projects levy	–	659,275	–	–	659,275
LTFM	–	6,799,126	–	–	6,799,126
Debt service	–	–	3,314,963	–	3,314,963
Food service	–	–	–	921,842	921,842
Community education	–	–	–	492,617	492,617
ECFE	–	–	–	76,232	76,232
School readiness	–	–	–	68,726	68,726
Community service	–	–	–	51,397	51,397
Total restricted	1,333,034	7,458,401	3,314,963	1,610,814	13,717,212
Committed					
Cash flow	1,074,602	–	–	–	1,074,602
Assigned					
Separation/retirement benefits	3,518,111	–	–	–	3,518,111
Carryover	573,023	–	–	–	573,023
Literacy and virtual programming	1,738,818	–	–	–	1,738,818
Alternative compensation	264,958	–	–	–	264,958
Total assigned	6,094,910	–	–	–	6,094,910
Unassigned	9,061,060	(77,189)	–	–	8,983,871
Total	<u>\$ 17,563,606</u>	<u>\$ 7,392,643</u>	<u>\$ 3,314,963</u>	<u>\$ 1,610,814</u>	<u>\$ 29,882,026</u>

NOTE 6 – DEFINED BENEFIT PENSION PLANS

District employees participate in three defined benefit pension plans described later in these notes, including two state-wide, cost-sharing, multiple-employer plans, and a single-employer plan administered by the District. The following is a summary of the net/total pension liabilities, deferred outflows and inflows of resources, and pension expense reported for these plans as of and for the year ended June 30, 2021:

Pension Plans	Net/Total Pension Liabilities	Deferred Outflows of Resources	Deferred Inflows of Resources	Pension Expense
State-wide, multiple-employer – PERA	\$ 17,147,008	\$ 2,028,484	\$ 878,783	\$ 876,004
State-wide, multiple-employer – TRA	71,672,288	34,977,353	60,835,615	11,010,449
Single-employer – District	14,375,977	2,013,452	348,166	1,501,223
Total	<u>\$ 103,195,273</u>	<u>\$ 39,019,289</u>	<u>\$ 62,062,564</u>	<u>\$ 13,387,676</u>

NOTE 7 – DEFINED BENEFIT PENSION PLANS – STATE-WIDE

A. Plan Descriptions

The District participates in the following cost-sharing, multiple-employer defined benefit pension plans administered by the PERA and the TRA. The PERA's and the TRA's defined benefit pension plans are established and administered in accordance with Minnesota Statutes. The PERA's and the TRA's defined benefit pension plans are tax qualified plans under Section 401(a) of the Internal Revenue Code (IRC).

1. General Employees Retirement Fund (GERF)

The PERA's defined benefit pension plans are established and administered in accordance with Minnesota Statutes, Chapters 353 and 356.

All full-time and certain part-time employees of the District other than teachers are covered by the GERF. GERF members belong to the Coordinated Plan. Coordinated Plan members are covered by Social Security.

2. Teachers Retirement Association (TRA)

The TRA administers a Basic Plan (without Social Security coverage) and a Coordinated Plan (with Social Security coverage) in accordance with Minnesota Statutes, Chapters 354 and 356. The TRA is a separate statutory entity, administered by a Board of Trustees. The Board of Trustees consists of four active members, one retired member, and three statutory officials.

Educators employed in Minnesota's public elementary and secondary schools, charter schools, and certain other TRA-covered educational institutions maintained by the state are required to be TRA members (except those employed by St. Paul Public Schools or Minnesota State Colleges and Universities (MnSCU)). Educators first hired by MnSCU may elect either TRA coverage or coverage through the Defined Contribution Plan (DCP) administered by Minnesota State.

B. Benefits Provided

The PERA and the TRA provide retirement, disability, and death benefits. Benefit provisions are established by state statutes and can only be modified by the State Legislature.

The benefit provisions stated in the following paragraphs of this section are current provisions and apply to active plan participants. Vested, terminated employees who are entitled to benefits, but are not receiving them yet, are bound by the provisions in effect at the time they last terminated their public service.

1. GERF Benefits

Benefits are based on a member's highest average salary for any five successive years of allowable service, age, and years of credit at termination of service. Two methods are used to compute benefits for the PERA's Coordinated Plan members. Members hired prior to July 1, 1989, receive the higher of Method 1 or Method 2 formulas. Only Method 2 is used for members hired after June 30, 1989. Under Method 1, the accrual rate for Coordinated Plan members is 1.2 percent for each of the first 10 years of service and 1.7 percent for each additional year. Under Method 2, the accrual rate for Coordinated Plan members is 1.7 percent for all years of service. For members hired prior to July 1, 1989, a full annuity is available when age plus years of service equal 90 and normal retirement age is 65. For members hired on or after July 1, 1989, normal retirement age is the age for unreduced Social Security benefits capped at age 66.

NOTE 7 – DEFINED BENEFIT PENSION PLANS – STATE-WIDE (CONTINUED)

Benefit increases are provided to benefit recipients each January. The post-retirement increase will be equal to 50.0 percent of the cost of living adjustment (COLA) announced by the Social Security Administration, with a minimum increase of at least 1.0 percent and a maximum of 1.5 percent. Recipients that have been receiving the annuity or benefit for at least a full year as of the June 30 before the effective date of the increase, will receive the full increase. For recipients receiving the annuity or benefit for at least one month, but less than a full year as of the June 30 before the effective date of the increase, will receive a reduced prorated increase. For members retiring on January 1, 2024 or later, the increase will be delayed until normal retirement age (age 65 if hired prior to July 1, 1989, or age 66 for individuals hired on or after July 1, 1989). Members retiring under Rule of 90 are exempt from the delay to normal retirement.

2. TRA Benefits

The TRA provides retirement benefits as well as disability benefits to members, and benefits to survivors upon death of eligible members. Benefits are established by Minnesota Statutes and vest after three years of service credit. The defined retirement benefits are based on a member’s highest average salary for any five consecutive years of allowable service, age, and a formula multiplier based on years of credit at termination of service.

Two methods are used to compute benefits for the TRA’s Coordinated and Basic Plan members. Members first employed before July 1, 1989, receive the greater of the Tier I or Tier II benefits as described.

Tier I Benefits

Step-Rate Formula	Percentage per Year
Basic Plan	
First 10 years of service	2.2 %
All years after	2.7 %
Coordinated Plan	
First 10 years if service years are up to July 1, 2006	1.2 %
First 10 years if service years are July 1, 2006 or after	1.4 %
All other years of service if service years are up to July 1, 2006	1.7 %
All other years of service if service years are up to July 1, 2006 or after	1.9 %

With these provisions:

- (a) Normal retirement age is 65 with less than 30 years of allowable service and age 62 with 30 or more years of allowable service.
- (b) Three percent per year early retirement reduction factor for all years under normal retirement age.
- (c) Unreduced benefits for early retirement under a Rule of 90 (age plus allowable service equals 90 or more).

NOTE 7 – DEFINED BENEFIT PENSION PLANS – STATE-WIDE (CONTINUED)

Tier II Benefits

For years of service prior to July 1, 2006, a level formula of 1.7 percent per year for Coordinated Plan members and 2.7 percent per year for Basic Plan members applies. For years of service July 1, 2006 and after, a level formula of 1.9 percent per year for Coordinated Plan members and 2.7 percent per year for Basic Plan members applies. Beginning July 1, 2015, the early retirement reduction factors are based on rates established under Minnesota Statutes. Smaller reductions, more favorable to the member, will be applied to individuals who reach age 62 and have 30 years or more of service credit.

Members first employed after June 30, 1989, receive only the Tier II benefit calculation with a normal retirement age that is their retirement age for full Social Security retirement benefits, but not to exceed age 66.

Six different types of annuities are available to members upon retirement. The No Refund Life Plan is a lifetime annuity that ceases upon the death of the retiree—no survivor annuity is payable. A retiring member may also choose to provide survivor benefits to a designated beneficiary(ies) by selecting one of the five plans that have survivorship features. Vested members may also leave their contributions in the TRA Fund upon termination of service in order to qualify for a deferred annuity at retirement age. Any member terminating service is eligible for a refund of their employee contributions plus interest.

The benefit provisions stated apply to active plan participants. Vested, terminated employees who are entitled to benefits, but not yet receiving them, are bound by the plan provisions in effect at the time they last terminated their public service.

C. Contributions

Minnesota Statutes set the rates for employer and employee contributions. Contribution rates can only be modified by the State Legislature.

1. GERF Contributions

Minnesota Statutes, Chapter 353 sets the rates for employer and employee contributions. Coordinated Plan members were required to contribute 6.5 percent of their annual covered salary in fiscal year 2021 and the District was required to contribute 7.5 percent for Coordinated Plan members. The District’s contributions to the GERF for the year ended June 30, 2021, were \$1,476,311. The District’s contributions were equal to the required contributions as set by state statutes.

2. TRA Contributions

Minnesota Statutes, Chapter 354 sets the rates for employer and employee contributions. Rates for each fiscal year were:

	Year Ended June 30,					
	2019		2020		2021	
	Employee	Employer	Employee	Employer	Employee	Employer
Basic Plan	11.00 %	11.71 %	11.00 %	11.92 %	11.00 %	12.13 %
Coordinated Plan	7.50 %	7.71 %	7.50 %	7.92 %	7.50 %	8.13 %

The District’s contributions to the TRA for the plan’s fiscal year ended June 30, 2021, were \$4,751,341. The District’s contributions were equal to the required contributions for each year as set by state statutes.

NOTE 7 – DEFINED BENEFIT PENSION PLANS – STATE-WIDE (CONTINUED)

The following is a reconciliation of employer contributions in the TRA’s Comprehensive Annual Financial Report Statement of Changes in Fiduciary Net Position to the employer contributions used in the Schedule of Employer and Nonemployer Pension Allocations:

	<i>in thousands</i>
Employer contributions reported in the TRA’s Comprehensive Annual Financial Report Statement of Changes in Fiduciary Net Position	\$ 425,223
Add employer contributions not related to future contribution efforts	(56)
Deduct the TRA’s contributions not included in allocation	<u>(508)</u>
Total employer contributions	424,659
Total nonemployer contributions	<u>35,587</u>
Total contributions reported in the Schedule of Employer and Nonemployer Pension Allocations	<u>\$ 460,246</u>

Amounts reported in the allocation schedules may not precisely agree with financial statement amounts or actuarial valuations, due to the number of decimal places used in the allocations. The TRA has rounded percentage amounts to the nearest ten thousandths.

D. Pension Costs

1. GERF Pension Costs

At June 30, 2021, the District reported a liability of \$17,147,008 for its proportionate share of the General Employees Fund’s net pension liability. The District’s net pension liability reflected a reduction due to the state of Minnesota’s contribution of \$16 million. The state of Minnesota is considered a nonemployer contributing entity and the state’s contribution meets the definition of a special funding situation. The state of Minnesota’s proportionate share of the net pension liability associated with the District totaled \$528,718. The net pension liability was measured as of June 30, 2020, and the total pension liability used to calculate the net pension liability was determined by an actuarial valuation as of that date. The District’s proportionate share of the net pension liability was based on the District’s contributions received by PERA during the measurement period for employer payroll paid dates from July 1, 2019 through June 30, 2020, relative to the total employer contributions received from all of PERA’s participating employers. The District’s proportionate share was 0.2860 percent at the end of the measurement period and 0.2832 percent for the beginning of the period.

District’s proportionate share of the net pension liability	\$ 17,147,008
State’s proportionate share of the net pension liability associated with the District	\$ 528,718

For the year ended June 30, 2021, the District recognized pension expense of \$829,989 for its proportionate share of the GERF’s pension expense. In addition, the District recognized \$46,015 as grant revenue for its proportionate share of the state of Minnesota’s pension expense for the annual \$16 million contribution.

NOTE 7 – DEFINED BENEFIT PENSION PLANS – STATE-WIDE (CONTINUED)

At June 30, 2021, the District reported its proportionate share of the GERF’s deferred outflows of resources and deferred inflows of resources related to pensions from the following sources:

	Deferred Outflows of Resources	Deferred Inflows of Resources
Differences between expected and actual economic experience	\$ 154,947	\$ 64,876
Changes in actuarial assumptions	–	636,384
Net collective difference between projected and actual investment earnings	277,930	–
Changes in proportion	119,296	177,523
District’s contributions to the GERF subsequent to the measurement date	<u>1,476,311</u>	<u>–</u>
Total	<u>\$ 2,028,484</u>	<u>\$ 878,783</u>

The \$1,476,311 reported as deferred outflows of resources related to pensions resulting from the District’s contributions subsequent to the measurement date will be recognized as a reduction of the net pension liability in the year ending June 30, 2022. Other amounts reported as deferred outflows and deferred inflows of resources related to pensions will be recognized in pension expense as follows:

Year Ending June 30,	Pension Expense Amount
2022	\$ (1,034,947)
2023	\$ (70,397)
2024	\$ 364,458
2025	\$ 414,276

2. TRA Pension Costs

At June 30, 2021, the District reported a liability of \$71,672,288 for its proportionate share of the TRA’s net pension liability. The net pension liability was measured as of June 30, 2020, and the total pension liability used to calculate the net pension liability was determined by an actuarial valuation as of that date. The District’s proportion of the net pension liability was based on the District’s contributions to the TRA in relation to total system contributions, including direct aid from the state of Minnesota, City of Minneapolis, and Special School District No. 1, Minneapolis Public Schools. The District’s proportionate share was 0.9701 percent at the end of the measurement period and 0.9711 percent for the beginning of the period.

The pension liability amount reflected a reduction, due to direct aid provided to the TRA. The amount recognized by the District as its proportionate share of the net pension liability, the direct aid, and total portion of the net pension liability that was associated with the District were as follows:

District’s proportionate share of the net pension liability	\$ 71,672,288
State’s proportionate share of the net pension liability associated with the District	\$ 6,006,361

For the year ended June 30, 2021, the District recognized pension expense of \$10,460,226. It also recognized \$550,223 as an increase to pension expense for the support provided by direct aid.

NOTE 7 – DEFINED BENEFIT PENSION PLANS – STATE-WIDE (CONTINUED)

At June 30, 2021, the District had deferred resources related to pensions from the following sources:

	<u>Deferred Outflows of Resources</u>	<u>Deferred Inflows of Resources</u>
Differences between expected and actual economic experience	\$ 1,437,320	\$ 1,073,733
Changes in actuarial assumptions	25,009,777	59,708,765
Net difference between projected and actual investment earnings on pension plan investments	1,180,983	–
Changes in proportion	2,597,932	53,117
District’s contributions to the TRA subsequent to the measurement date	<u>4,751,341</u>	<u>–</u>
Total	<u>\$ 34,977,353</u>	<u>\$ 60,835,615</u>

A total of \$4,751,341 reported as deferred outflows of resources related to pensions resulting from district contributions to the TRA subsequent to the measurement date will be recognized as a reduction of the net pension liability in the year ending June 30, 2022. Other deferred outflows of resources and deferred inflows of resources will be recognized in pension expense as follows:

<u>Year Ending June 30,</u>	<u>Pension Expense Amount</u>
2022	\$ 2,034,492
2023	\$ (20,580,856)
2024	\$ (14,005,103)
2025	\$ 1,654,233
2026	\$ 287,631

E. Actuarial Assumptions

The total pension liability in the June 30, 2020 actuarial valuation was determined using an individual entry-age normal actuarial cost method and the following actuarial assumptions:

<u>Assumptions</u>	<u>GERF</u>	<u>TRA</u>
Inflation	2.25%	2.50%
Wage growth rate		2.85% before July 1, 2028, and 3.25% thereafter
Projected salary increase	3.00%	
Active member payroll growth		2.85% to 8.85% before July 1, 2028, and 3.25% to 9.25% thereafter
Investment rate of return	7.50%	7.50%

Salary increases were based on a service-related table. Mortality rates for active members, retirees, survivors, and disabilitants for all plans were based on Pub-2010 General Employee Mortality Table for the GERF Plan and the RP-2014 tables for the TRA for males and females, as appropriate, with slight adjustments to fit the PERA’s experience. Cost of living benefit increases after retirement for retirees are assumed to be 1.25 percent per year for the GERF and 1.00 percent for January 2020 through January 2023, then increasing by 0.10 percent each year, up to 1.50 percent annually for the TRA.

NOTE 7 – DEFINED BENEFIT PENSION PLANS – STATE-WIDE (CONTINUED)

Actuarial assumptions used in the June 30, 2020 valuations were based on the results of actuarial experience studies. The most recent four-year experience study in the GERF plan was completed in 2019. The assumption changes were adopted by the Board and became effective with the July 1, 2020 actuarial valuation. The most recent experience study in the TRA plan was completed in 2015, with economic assumptions updated in 2017.

The following changes in actuarial assumptions and plan provisions occurred in 2020:

1. GERF

CHANGES IN ACTUARIAL ASSUMPTIONS

- The price inflation assumption was decreased from 2.50 percent to 2.25 percent.
- The payroll growth assumption was decreased from 3.25 percent to 3.00 percent.
- Assumed salary increase rates were changed as recommended in the June 30, 2019 experience study. The net effect is assumed rates that average 0.25 percent less than previous rates.
- Assumed rates of retirement were changed as recommended in the June 30, 2019 experience study. The changes result in more unreduced (normal) retirements and slightly fewer Rule of 90 and early retirements.
- Assumed rates of termination were changed as recommended in the June 30, 2019 experience study. The new rates are based on service and are generally lower than the previous rates for years two through five, and slightly higher thereafter.
- Assumed rates of disability were changed as recommended in the June 30, 2019 experience study. The change results in fewer predicted disability retirements for males and females.
- The base mortality table for healthy annuitants and employees was changed from the RP-2014 Table to the Pub-2010 General Mortality Table, with adjustments. The base mortality table for disabled annuitants was changed from the RP-2014 Disabled Annuitant Mortality Table to the Pub-2010 General/Teacher Disabled Annuitant Mortality Table, with adjustments.
- The mortality improvement scale was changed from MP-2018 to MP-2019.
- The assumed spouse age difference was changed from two years older for females to one year older.
- The assumed number of married male new retirees electing the 100.00 percent joint and survivor option changed from 35.00 percent to 45.00 percent. The assumed number of married female new retirees electing the 100.00 percent joint and survivor option changed from 15.00 percent to 30.00 percent. The corresponding number of married new retirees electing the life annuity option was adjusted accordingly.

CHANGES IN PLAN PROVISIONS

- Augmentation for current privatized members was reduced to 2.00 percent for the period July 1, 2020 through December 31, 2023, and zero percent thereafter. Augmentation was eliminated for privatizations occurring after June 30, 2020.

2. TRA

CHANGES IN ACTUARIAL ASSUMPTIONS

- Employer contribution rate increased from 7.92 percent to 8.13 percent in July 2020.

NOTE 7 – DEFINED BENEFIT PENSION PLANS – STATE-WIDE (CONTINUED)

The State Board of Investment, which manages the investments of the PERA and the TRA, prepares an analysis of the reasonableness on a regular basis of the long-term expected rate of return using a building-block method in which best-estimate ranges of expected future rates of return are developed for each major asset class. These ranges are combined to produce an expected long-term rate of return by weighting the expected future rates of return by the target asset allocation percentages.

The target allocation and best-estimates of geometric real rates of return for each major asset class are summarized in the following table:

Asset Class	Target Allocation	Long-Term Expected Real Rate of Return
Domestic equity	35.50 %	5.10 %
Private markets	25.00	5.90 %
Fixed income	20.00	0.75 %
International equity	17.50	5.30 %
Cash equivalents	2.00	– %
Total	100.00 %	

F. Discount Rate

1. GERF

The discount rate used to measure the total pension liability in 2020 was 7.50 percent. The projection of cash flows used to determine the discount rate assumed that contributions from plan members and employers will be made at rates set in Minnesota Statutes. Based on these assumptions, the fiduciary net position of the GERF was projected to be available to make all projected future benefit payments of current plan members. Therefore, the long-term expected rate of return on pension plan investments was applied to all periods of projected benefit payments to determine the total pension liability.

2. TRA

The discount rate used to measure the total pension liability was 7.50 percent. There was no change since the prior measurement. The projection of cash flows used to determine the discount rate assumed that employee contributions will be made at the fiscal year 2020 contribution rate, contributions from school districts will be made at contractually required rates (actuarially determined), and contributions from the state will be made at current statutorily required rates. Based on those assumptions, the pension plan's fiduciary net position was not projected to be depleted and, as a result, the Municipal Bond Index Rate was not used in the determination of the Single Equivalent Interest Rate (SEIR).

NOTE 7 – DEFINED BENEFIT PENSION PLANS – STATE-WIDE (CONTINUED)

G. Pension Liability Sensitivity

The following table presents the District’s proportionate share of the net pension liability for all plans it participates in, calculated using the discount rate disclosed in the preceding paragraph, as well as what the District’s proportionate share of the net pension liability would be if it were calculated using a discount rate 1 percentage point lower or 1 percentage point higher than the current discount rate:

	<u>1% Decrease in Discount Rate</u>	<u>Discount Rate</u>	<u>1% Increase in Discount Rate</u>
GERF discount rate	6.50%	7.50%	8.50%
District’s proportionate share of the GERF net pension liability	\$ 27,480,705	\$ 17,147,008	\$ 8,622,537
TRA discount rate	6.50%	7.50%	8.50%
District’s proportionate share of the TRA net pension liability	\$ 109,729,515	\$ 71,672,288	\$ 40,315,057

H. Pension Plan Fiduciary Net Position

Detailed information about each pension plan’s fiduciary net position is available in a separately issued PERA financial report that includes financial statements and required supplementary information. That report may be obtained on the PERA website at www.mnpera.org.

Detailed information about the plan’s fiduciary net position is available in a separately issued TRA financial report. That report can be obtained at www.MinnesotaTRA.org, by writing to the TRA at 60 Empire Drive, Suite 400, St. Paul, MN, 55103-4000; or by calling 651-296-2409 or 800-657-3669.

NOTE 8 – DEFINED BENEFIT PENSION PLAN – DISTRICT

A. Plan Description

The District provides pension benefits to certain eligible employees through its Pension Benefits Plan, a single-employer defined benefit plan administered by the District. The following employee groups receive the benefit: Superintendent, Superintendent’s Advisory Council, Administrators (Edina Administrative Council), Controller, Director of Buildings and Grounds, Teachers, Classified Supervisors, and Edina Professional Association of Support Staff. All pension benefits are based on contractual agreements with these employee groups. Eligibility for these benefits is based on years of service and/or minimum age requirements. The benefits are calculated using a predetermined number of days depending on the employee group, multiplied by the employee’s daily base pay, or in certain cases, a fixed amount per year of service. Payments are made in either a lump sum or installments to a 403(b) plan or in a lump sum directly to the employee. These contractual agreements do not include any specific contribution or funding requirements. The plan does not issue a separate financial report.

B. Contributions and Funding Policy

The required contribution is based on projected pay-as-you-go financing requirements, with additional amounts to prefund benefits as determined periodically by the District. The District has not established a trust fund to finance these pension benefits.

C. Membership

Membership in the plan consisted of the following as of the latest actuarial valuation:

Retirees and beneficiaries receiving benefits	50
Active plan members	<u>754</u>
Total members	<u><u>804</u></u>

D. Actuarial Methods and Assumptions

The total pension liability was determined by an actuarial study with a valuation date as of July 1, 2020 and measurement date as of July 1, 2020, using the entry-age method and the following actuarial assumptions, applied to all periods included in the measurement, unless otherwise specified:

Discount rate	2.40%
20-year municipal bond yield	2.40%
Inflation rate	2.50%
Salary increases	Service graded table

Mortality rates were based on the Pub-2010 Public Retirement Plans Headcount-Weighted Mortality Tables (General, Teachers) with MP-2019 Generational Improvement Scale. The actuarial assumptions used in the latest valuation were based on those used to value pension liabilities for Minnesota school district employees. The state pension plans base their assumptions on periodic experience studies.

The municipal bond rate assumption was set by considering published rate information for 20-year high quality, tax-exempt, general obligation municipal bonds as of the measurement date.

NOTE 8 – DEFINED BENEFIT PENSION PLAN – DISTRICT (CONTINUED)

E. Discount Rate

The discount rate used to measure the total pension liability was 2.40 percent. The projection of cash flows used to determine the discount rate was determined by estimating the long-term investment yield on the employer funds that will be used to pay benefits as they come due. Since the plan is not funded by an irrevocable trust, the discount rate is equal to the 20-year municipal bond yield rate. The District’s discount rate used in the prior measurement date was 3.10 percent.

F. Changes in the Total Pension Liability

	<u>Total Pension Liability</u>
Beginning balance	\$ 13,290,652
Changes for the year	
Service cost	987,492
Interest	431,916
Assumption changes	147,110
Plan changes	(3,674)
Difference between expected and actual experience	218,511
Benefit payments	<u>(696,030)</u>
Total net changes	<u>1,085,325</u>
Ending balance	<u>\$ 14,375,977</u>

Assumption changes since the prior measurement date include the following:

- The mortality tables were updated from the RP-2014 White Collar Mortality Tables with MP-2017 Generational Improvement Scale to the Pub-2010 Public Retirement Plans Headcount-Weighted Mortality Tables (General, Teachers) with MP-2019 Generational Improvement Scale.
- The salary increase rates were changed from a flat 3.00 percent per year for all employees to rates which vary by service and contract group.
- The discount rate was changed from 3.10 percent to 2.40 percent.

Plan changes since the prior measurement date include the following:

- The Community Education Services Coordinators are no longer eligible for this benefit.

G. Total Pension Liability Sensitivity to Discount Rate Changes

The following presents the total pension liability of the District, as well as what the District’s total pension liability would be if it were calculated using a discount rate that is 1 percentage point lower or 1 percentage point higher than the current discount rate:

	<u>1% Decrease in Discount Rate</u>	<u>Discount Rate</u>	<u>1% Increase in Discount Rate</u>
Pension discount rate	1.40%	2.40%	3.40%
Total pension liability	\$ 15,313,397	\$ 14,375,977	\$ 13,469,666

NOTE 8 – DEFINED BENEFIT PENSION PLAN – DISTRICT (CONTINUED)

H. Pension Expense and Related Deferred Outflows and Deferred Inflows of Resources

The District recognized pension expense of \$1,501,223 in the current year, and at year-end reported the following deferred outflows and inflows of resources related to pensions from the following sources:

	Deferred Outflows of Resources	Deferred Inflows of Resources
Differences between expected and actual economic experience	\$ 766,145	\$ –
Changes in actuarial assumptions	412,544	348,166
District’s contributions subsequent to the measurement date	834,763	–
Total	\$ 2,013,452	\$ 348,166

A total of \$834,763 reported as deferred outflows of resources related to pensions resulting from district contributions subsequent to the measurement date will be recognized as a reduction of the total pension liability in the year ending June 30, 2022. Other amounts reported as deferred outflows and inflows of resources related to pensions will be recognized in pension expense as follows:

Year Ending June 30,	Pension Expense
2022	\$ 85,489
2023	\$ 85,489
2024	\$ 85,489
2025	\$ 85,489
2026	\$ 85,489
Thereafter	\$ 403,078

NOTE 9 – OTHER POST-EMPLOYMENT BENEFITS (OPEB) PLAN

A. Plan Description and Benefits Provided

The District provides post-employment benefits to certain eligible employees through a single-employer defined benefit OPEB Plan administered by the District. All post-employment benefits are based on contractual agreements with employee groups, with benefit eligibility based on years of service and/or minimum age requirements. These contractual agreements do not include any specific contribution or funding requirements. The plan does not issue a separate financial report.

All retirees of the District have the option under state law to continue their health insurance coverage through the District from the time of retirement until the employee reaches the age of eligibility for Medicare. For members of certain employee groups, the District pays for all or part of the eligible retiree’s premiums for medical and/or dental insurance from the time of retirement until the employee reaches the age of eligibility for Medicare. Benefits paid by the District differ by bargaining unit, with some contracts specifying a certain dollar amount per month, and some covering premium costs as defined within each collective bargaining agreement. Retirees not eligible for these district-paid premium benefits must pay the full district premium rate for their coverage.

NOTE 9 – OTHER POST-EMPLOYMENT BENEFITS (OPEB) PLAN (CONTINUED)

The District is legally required to include any retirees for whom it provides health insurance coverage in the same insurance pool as its active employees, whether the premiums are paid by the District or the retiree. Consequently, participating retirees are considered to receive a secondary benefit known as an “implicit rate subsidy.” This benefit relates to the assumption that the retiree is receiving a more favorable premium rate than they would otherwise be able to obtain if purchasing insurance on their own, due to being included in the same pool with the District’s younger and statistically healthier active employees.

B. Funding Policy

The required contribution is based on projected pay-as-you-go financing requirements, with additional amounts to prefund benefits as determined periodically by the District. The District has not established a trust fund to finance these OPEB benefits.

C. Membership

Membership in the plan consisted of the following as of the latest actuarial valuation:

Retirees and beneficiaries receiving benefits	87
Active plan members	<u>1,123</u>
Total members	<u><u>1,210</u></u>

D. Actuarial Methods and Assumptions

The total OPEB liability was determined by an actuarial study with a valuation date as of July 1, 2020 and measurement date as of July 1, 2020, using the entry-age method, using the following actuarial assumptions, applied to all periods included in the measurement, unless otherwise specified:

Discount rate	2.40%
20-year municipal bond yield	2.40%
Inflation rate	2.50%
Salary increases	Service graded table
Medical trend rate	6.50% grading to 5.00% over 6 years, and then to 4.00% over the next 48 years
Dental trend rate	4.00%

Mortality rates were based on the Pub-2010 Public Retirement Plans Headcount-Weighted Mortality Tables (General, Teachers), with MP-2019 Generational Improvement Scale. The actuarial assumptions used in the latest valuation were based on those used to value pension liabilities for Minnesota school district employees. The state pension plans base their assumptions on periodic experience studies.

Future retirees electing coverage is assumed to be 100 percent when a pre-age 65 subsidy is available, and 50 percent when a pre-age 65 subsidy is not available. Married future retirees electing spouse coverage is assumed to be 100 percent when a pre-age 65 subsidy is available, and 25 percent when a pre-age 65 subsidy is not available.

The municipal bond rate assumption was set by considering published rate information for 20-year high quality, tax-exempt, general obligation municipal bonds as of the measurement date.

NOTE 9 – OTHER POST-EMPLOYMENT BENEFITS (OPEB) PLAN (CONTINUED)

E. Discount Rate

The discount rate used to measure the total OPEB liability was 2.40 percent. The projection of cash flows used to determine the discount rate was determined by estimating the long-term investment yield on the employer funds that will be used to pay benefits as they come due. Since the plan is not funded by an irrevocable trust, the discount rate is equal to the 20-year municipal bond yield rate. The District discount rate used in the prior measurement date was 3.10 percent.

F. Changes in the Total OPEB Liability

	<u>Total OPEB Liability</u>
Beginning balance	\$ 20,603,844
Changes for the year	
Service cost	1,316,083
Interest	662,415
Assumption changes	108,111
Difference between expected and actual experience	(96,313)
Benefit payments	<u>(1,111,887)</u>
Total net changes	<u>878,409</u>
Ending balance	<u>\$ 21,482,253</u>

Assumption changes since the prior measurement date include the following:

- The healthcare trend rates were changed to better anticipate short-term and long-term medical increases.
- The mortality tables were updated from the RP-2014 White Collar Mortality Tables with MP-2017 Generational Improvement Scale to the Pub-2010 Public Retirement Plans Headcount-Weighted Mortality Tables (General, Teachers) with MP-2019 Generational Improvement Scale.
- The salary increase rates were changed from a flat 3.00 percent per year for all employees to rates which vary by service and contract group.
- The discount rate was changed from 3.10 percent to 2.40 percent.

G. Total OPEB Liability Sensitivity to Discount and Healthcare Cost Trend Rate Changes

The following presents the total OPEB liability of the District, as well as what the District’s total OPEB liability would be if it were calculated using a discount rate that is 1 percentage point lower or 1 percentage point higher than the current discount rate:

	<u>1% Decrease in Discount Rate</u>	<u>Discount Rate</u>	<u>1% Increase in Discount Rate</u>
OPEB discount rate	1.40%	2.40%	3.40%
Total OPEB liability	\$ 22,752,594	\$ 21,482,253	\$ 20,233,935

NOTE 9 – OTHER POST-EMPLOYMENT BENEFITS (OPEB) PLAN (CONTINUED)

The following presents the total OPEB liability of the District, as well as what the District’s total OPEB liability would be if it were calculated using healthcare cost trend rates that are 1 percentage point lower or 1 percentage point higher than the current healthcare cost trend rates:

	1% Decrease in Healthcare Cost Trend Rates	Healthcare Cost Trend Rates	1% Increase in Healthcare Cost Trend Rates
Medical trend rate	5.50% grading to 4.00% then 3.00%	6.50% grading to 5.00% then 4.00%	7.50% grading to 6.00% then 5.00%
Dental trend rate	3.00%	4.00%	5.00%
Total OPEB liability	\$ 19,803,297	\$ 21,482,253	\$ 23,428,854

H. OPEB Expense and Related Deferred Outflows and Deferred Inflows of Resources

The District recognized OPEB expense of \$1,870,422 in the current year, and at year-end reported the following deferred outflows and inflows of resources related to OPEB from the following sources:

	Deferred Outflows of Resources	Deferred Inflows of Resources
Differences between expected and actual economic experience	\$ –	\$ 1,065,991
Changes in actuarial assumptions	473,525	–
District’s contributions subsequent to the measurement date	1,487,642	–
Total	<u>\$ 1,961,167</u>	<u>\$ 1,065,991</u>

A total of \$1,487,642 reported as deferred outflows of resources related to OPEB resulting from district contributions subsequent to the measurement date will be recognized as a reduction of the total OPEB liability in the year ending June 30, 2022. Other amounts reported as deferred outflows and inflows of resources related to OPEB will be recognized in OPEB expense as follows:

Year Ending June 30,	Pension Expense
2022	\$ (108,076)
2023	\$ (108,076)
2024	\$ (108,076)
2025	\$ (108,076)
2026	\$ (108,076)
Thereafter	\$ (52,086)

NOTE 10 – FLEXIBLE BENEFIT PLAN

The District has a flexible benefit plan, which is classified as a “cafeteria plan” (the Plan) under § 125 of the IRC. All employee groups of the District are eligible if and when the collective bargaining agreement or contract with their group allows eligibility. Eligible employees can elect to participate by contributing pretax dollars withheld from payroll checks to the Plan for healthcare and dependent care benefits. Payments are made from the Plan to participating employees upon submitting a request for reimbursement of eligible expenses actually incurred by the participant.

NOTE 10 – FLEXIBLE BENEFIT PLAN (CONTINUED)

Before the beginning of the Plan year, which is from January 1 to December 31, each participant designates a total amount of pretax dollars to be contributed to the Plan during the year. The Plan is administered by an outside administrator and is accounted for in the District's General Fund. At June 30, the District is contingently liable for claims against the total amount of participants' annual contributions to the medical reimbursement portion of the Plan, whether or not such contributions have been made.

All property of the Plan and income attributable to that property is solely the property of the District, subject to the claims of the District's general creditors. Participants' rights under the Plan are equal to those of general creditors of the District in an amount equal to the eligible healthcare and dependent care expenses incurred by the participants. The District believes that it is unlikely that it will use the assets to satisfy the claims of general creditors in the future.

NOTE 11 – COMMITMENTS AND CONTINGENCIES

A. Federal and State Revenues

Amounts received or receivable from federal and state agencies are subject to agency audit and adjustment. Any disallowed claims, including amounts already collected, may constitute a liability of the applicable funds. The amount, if any, of funds which may be disallowed by the agencies cannot be determined at this time, although the District expects such amounts, if any, to be immaterial.

B. Construction Commitments

At June 30, 2021, the District had commitments totaling \$2,524,378 under various construction contracts for which the work was not yet completed.

C. Legal Claims

The District has the usual and customary types of miscellaneous legal claims pending at year-end, mostly of a minor nature and usually covered by insurance carried for that purpose. Although the outcomes of these claims are not presently determinable, the District believes that the resolution of these matters will not have a material adverse effect on its financial position.

D. COVID-19 Impact

The COVID-19 pandemic has caused numerous financial and operational challenges for school districts in fiscal 2021, and is expected to have a significant impact on fiscal 2022 and possibly beyond. Any potential effects it may have on the District's future operations and financial condition cannot be determined at this time and have not been reflected in these financial statements.

NOTE 12 – SUBSEQUENT EVENTS

A. Bond Issue

In September 2021, the District sold \$7,000,000 of General Obligation School Building Bonds, Series 2021B to finance the acquisition and betterment of school sites and facilities. The bonds bear interest rates ranging from 2.00–3.00 percent, and have a final maturity of February 1, 2035.

B. Bus Lease-Purchase Agreements

In August and October of 2021, the District entered into two lease-purchase agreements to acquire a total of six school buses. Three buses, valued at \$259,328, were purchased through a lease with an interest rate of 2.40 percent, requiring eight annual payments of \$35,240 through September 15, 2028. Three additional buses, valued at \$206,619, were purchased through a lease with an interest rate of 2.00 percent, requiring three annual payments of \$70,360 through November 25, 2023.

THIS PAGE INTENTIONALLY LEFT BLANK

REQUIRED SUPPLEMENTARY INFORMATION

INDEPENDENT SCHOOL DISTRICT NO. 273

Public Employees Retirement Association Pension Benefits Plan
 Schedule of District's and Nonemployer Proportionate Share of Net Pension Liability
 Year Ended June 30, 2021

District Fiscal Year-End Date	PERA Fiscal Year-End Date (Measurement Date)	District's Proportion of the Net Pension Liability	District's Proportionate Share of the Net Pension Liability	District's Proportionate Share of the Minnesota's Proportionate Share of the Net Pension Liability	Proportionate Share of the Net Pension Liability and the District's Share of the State of Minnesota's Share of the Net Pension Liability	District's Covered Payroll	District's Proportionate Share of the Net Pension Liability as a Percentage of Covered Payroll	Plan Fiduciary Net Position as a Percentage of the Total Pension Liability
06/30/2015	06/30/2014	0.2999%	\$ 14,087,800	\$ -	\$ 14,087,800	\$ 15,747,600	89.46%	78.70%
06/30/2016	06/30/2015	0.2742%	\$ 14,210,468	\$ -	\$ 14,210,468	\$ 16,108,678	88.22%	78.20%
06/30/2017	06/30/2016	0.2774%	\$ 22,523,504	\$ 294,246	\$ 22,817,750	\$ 17,218,936	130.81%	68.90%
06/30/2018	06/30/2017	0.2894%	\$ 18,475,105	\$ 232,340	\$ 18,707,445	\$ 18,646,353	99.08%	75.90%
06/30/2019	06/30/2018	0.2896%	\$ 16,065,821	\$ 526,989	\$ 16,592,810	\$ 18,550,623	86.61%	79.50%
06/30/2020	06/30/2019	0.2832%	\$ 15,657,494	\$ 486,646	\$ 16,144,140	\$ 20,000,631	78.29%	80.20%
06/30/2021	06/30/2020	0.2860%	\$ 17,147,008	\$ 528,718	\$ 17,675,726	\$ 20,329,984	84.34%	79.10%

Public Employees Retirement Association Pension Benefits Plan
 Schedule of District Contributions
 Year Ended June 30, 2021

District Fiscal Year-End Date	Statutorily Required Contributions	Contributions in Relation to the Statutorily Required Contributions	Contribution Deficiency (Excess)	Covered Payroll	Contributions as a Percentage of Covered Payroll
06/30/2015	\$ 1,195,515	\$ 1,195,515	\$ -	\$ 16,108,678	7.42%
06/30/2016	\$ 1,291,318	\$ 1,291,318	\$ -	\$ 17,218,936	7.50%
06/30/2017	\$ 1,398,478	\$ 1,398,478	\$ -	\$ 18,646,353	7.50%
06/30/2018	\$ 1,391,159	\$ 1,391,159	\$ -	\$ 18,550,623	7.50%
06/30/2019	\$ 1,492,966	\$ 1,492,966	\$ -	\$ 20,000,631	7.46%
06/30/2020	\$ 1,527,748	\$ 1,527,748	\$ -	\$ 20,329,984	7.51%
06/30/2021	\$ 1,476,311	\$ 1,476,311	\$ -	\$ 19,693,058	7.50%

Note: The District implemented GASB Statement No. 68 in fiscal 2015 (using a June 30, 2014 measurement date). This schedule is intended to present 10-year trend information. Additional years will be added as they become available.

INDEPENDENT SCHOOL DISTRICT NO. 273

Teachers Retirement Association Pension Benefits Plan
 Schedule of District's and Nonemployer Proportionate Share of Net Pension Liability
 Year Ended June 30, 2021

District Fiscal Year-End Date	TRA Fiscal Year-End Date (Measurement Date)	District's Proportion of the Net Pension Liability	District's Proportionate Share of the Net Pension Liability	District's Proportionate Share of the State of Minnesota's Proportionate Share of the Net Pension Liability	Proportionate Share of the Net Pension Liability and the District's Share of the State of Minnesota's Share of the Net Pension Liability	District's Covered Payroll	District's Proportionate Share of the Net Pension Liability as a Percentage of Covered Payroll	Plan Fiduciary Net Position as a Percentage of the Total Pension Liability
06/30/2015	06/30/2014	0.9949%	\$ 45,844,276	\$ 3,225,114	\$ 49,069,390	\$ 45,414,080	100.95%	81.50%
06/30/2016	06/30/2015	0.9238%	\$ 57,146,166	\$ 7,009,435	\$ 64,155,601	\$ 46,887,773	121.88%	76.80%
06/30/2017	06/30/2016	0.9434%	\$225,023,410	\$ 22,586,637	\$247,610,047	\$ 48,890,860	460.26%	44.88%
06/30/2018	06/30/2017	0.9473%	\$189,098,264	\$ 18,280,007	\$207,378,271	\$ 50,958,882	371.08%	51.57%
06/30/2019	06/30/2018	0.9661%	\$ 60,680,123	\$ 5,701,256	\$ 66,381,379	\$ 53,228,684	114.00%	78.07%
06/30/2020	06/30/2019	0.9711%	\$ 61,898,118	\$ 5,477,592	\$ 67,375,710	\$ 52,764,016	117.31%	78.21%
06/30/2021	06/30/2020	0.9701%	\$ 71,672,288	\$ 6,006,361	\$ 77,678,649	\$ 56,562,354	126.71%	75.48%

Teachers Retirement Association Pension Benefits Plan
 Schedule of District Contributions
 Year Ended June 30, 2021

District Fiscal Year-End Date	Statutorily Required Contributions	Contributions in Relation to the Statutorily Required Contributions	Contribution Deficiency (Excess)	Covered Payroll	Contributions as a Percentage of Covered Payroll
06/30/2015	\$ 3,516,583	\$ 3,516,583	\$ -	\$ 46,887,773	7.50%
06/30/2016	\$ 3,680,210	\$ 3,680,210	\$ -	\$ 48,890,860	7.53%
06/30/2017	\$ 3,820,933	\$ 3,820,933	\$ -	\$ 50,958,882	7.50%
06/30/2018	\$ 3,990,842	\$ 3,990,842	\$ -	\$ 53,228,684	7.50%
06/30/2019	\$ 4,071,634	\$ 4,071,634	\$ -	\$ 52,764,016	7.72%
06/30/2020	\$ 4,470,670	\$ 4,470,670	\$ -	\$ 56,562,354	7.90%
06/30/2021	\$ 4,751,341	\$ 4,751,341	\$ -	\$ 58,442,263	8.13%

Note: The District implemented GASB Statement No. 68 in fiscal 2015 (using a June 30, 2014 measurement date). This schedule is intended to present 10-year trend information. Additional years will be added as they become available.

INDEPENDENT SCHOOL DISTRICT NO. 273

Pension Benefits Plan
 Schedule of Changes in the District's Total
 Pension Liability and Related Ratios
 Year Ended June 30, 2021

	District Fiscal Year Ended June 30,				
	2017	2018	2019	2020	2021
Total pension liability					
Service cost	\$ 706,737	\$ 669,633	\$ 712,907	\$ 784,741	\$ 987,492
Interest	326,649	332,966	390,691	448,042	431,916
Assumption changes	–	(370,946)	(121,816)	334,570	147,110
Plan changes	–	–	74,470	–	(3,674)
Differences between expected and actual experience	–	–	756,667	–	218,511
Benefit payments	(794,118)	(762,623)	(567,874)	(581,302)	(696,030)
Net change in total pension liability	239,268	(130,970)	1,245,045	986,051	1,085,325
Total pension liability – beginning of year	10,951,258	11,190,526	11,059,556	12,304,601	13,290,652
Total pension liability – end of year	<u>\$ 11,190,526</u>	<u>\$ 11,059,556</u>	<u>\$ 12,304,601</u>	<u>\$ 13,290,652</u>	<u>\$ 14,375,977</u>
Covered-employee payroll	<u>\$ 48,516,585</u>	<u>\$ 49,972,083</u>	<u>\$ 57,844,851</u>	<u>\$ 59,580,197</u>	<u>\$ 57,275,903</u>
Total pension liability as a percentage of covered-employee payroll	<u>23.07%</u>	<u>22.13%</u>	<u>21.27%</u>	<u>22.31%</u>	<u>25.10%</u>

Note 1: The District has not established a trust fund to finance GASB Statement No. 73 related benefits.

Note 2: The District implemented GASB Statement No. 73 for the year ended June 30, 2017. The schedules within the RSI section require a 10-year presentation. Additional years will be presented as they become available.

INDEPENDENT SCHOOL DISTRICT NO. 273

Other Post-Employment Benefits Plan
 Schedule of Changes in the District's Total
 OPEB Liability and Related Ratios
 Year Ended June 30, 2021

	District Fiscal Year Ended June 30,			
	2018	2019	2020	2021
Total OPEB liability				
Service cost	\$ 1,168,447	\$ 1,082,683	\$ 1,187,453	\$ 1,316,083
Interest	670,515	697,232	697,658	662,415
Assumption changes	–	5,718	480,367	108,111
Differences between expected and actual experience	–	(1,470,574)	–	(96,313)
Benefit payments	(953,365)	(981,707)	(1,005,875)	(1,111,887)
Net change in total OPEB liability	885,597	(666,648)	1,359,603	878,409
Total OPEB liability – beginning of year	19,025,292	19,910,889	19,244,241	20,603,844
Total OPEB liability – end of year	<u>\$ 19,910,889</u>	<u>\$ 19,244,241</u>	<u>\$ 20,603,844</u>	<u>\$ 21,482,253</u>
Covered-employee payroll	<u>\$ 62,990,740</u>	<u>\$ 69,887,838</u>	<u>\$ 71,984,473</u>	<u>\$ 67,776,263</u>
Total OPEB liability as a percentage of covered-employee payroll	<u>31.61%</u>	<u>27.54%</u>	<u>28.62%</u>	<u>31.70%</u>

Note 1: The District has not established a trust fund to finance GASB Statement No. 75 related benefits.

Note 2: The District implemented GASB Statement No. 75 for the year ended June 30, 2018. The schedules within the RSI section require a 10-year presentation. Additional years will be presented as they become available.

THIS PAGE INTENTIONALLY LEFT BLANK

INDEPENDENT SCHOOL DISTRICT NO. 273

Notes to Required Supplementary Information
June 30, 2021

PERA – GENERAL EMPLOYEES RETIREMENT FUND

2020 CHANGES IN ACTUARIAL ASSUMPTIONS

- The price inflation assumption was decreased from 2.50 percent to 2.25 percent.
- The payroll growth assumption was decreased from 3.25 percent to 3.00 percent.
- Assumed salary increase rates were changed as recommended in the June 30, 2019 experience study. The net effect is assumed rates that average 0.25 percent less than previous rates.
- Assumed rates of retirement were changed as recommended in the June 30, 2019 experience study. The changes result in more unreduced (normal) retirements and slightly fewer Rule of 90 and early retirements.
- Assumed rates of termination were changed as recommended in the June 30, 2019 experience study. The new rates are based on service and are generally lower than the previous rates for years two through five, and slightly higher thereafter.
- Assumed rates of disability were changed as recommended in the June 30, 2019 experience study. The change results in fewer predicted disability retirements for males and females.
- The base mortality table for healthy annuitants and employees was changed from the RP-2014 Table to the Pub-2010 General Mortality Table, with adjustments. The base mortality table for disabled annuitants was changed from the RP-2014 Disabled Annuitant Mortality Table to the Pub-2010 General/Teacher Disabled Annuitant Mortality Table, with adjustments.
- The mortality improvement scale was changed from MP-2018 to MP-2019.
- The assumed spouse age difference was changed from two years older for females to one year older.
- The assumed number of married male new retirees electing the 100.00 percent joint and survivor option changed from 35.00 percent to 45.00 percent. The assumed number of married female new retirees electing the 100.00 percent joint and survivor option changed from 15.00 percent to 30.00 percent. The corresponding number of married new retirees electing the life annuity option was adjusted accordingly.

2020 CHANGES IN PLAN PROVISIONS

- Augmentation for current privatized members was reduced to 2.00 percent for the period July 1, 2020 through December 31, 2023, and zero percent thereafter. Augmentation was eliminated for privatizations occurring after June 30, 2020.

2019 CHANGES IN PLAN PROVISIONS

- The employer supplemental contribution was changed prospectively, decreasing from \$31.0 million to \$21.0 million per year. The state's special funding contribution was changed prospectively, requiring \$16.0 million due per year through 2031.

2019 CHANGES IN ACTUARIAL ASSUMPTIONS

- The mortality projection scale was changed from MP-2017 to MP-2018.

INDEPENDENT SCHOOL DISTRICT NO. 273

Notes to Required Supplementary Information (continued)
June 30, 2021

PERA – GENERAL EMPLOYEES RETIREMENT FUND (CONTINUED)

2018 CHANGES IN PLAN PROVISIONS

- The augmentation adjustment in early retirement factors is eliminated over a five-year period starting July 1, 2019, resulting in actuarial equivalence after June 30, 2024.
- Interest credited on member contributions decreased from 4.00 percent to 3.00 percent, beginning July 1, 2018.
- Deferred augmentation was changed to zero percent, effective January 1, 2019. Augmentation that has already accrued for deferred members will still apply.
- Contribution stabilizer provisions were repealed.
- Post-retirement benefit increases were changed from 1.00 percent per year, with a provision to increase to 2.50 percent upon attainment of 90.00 percent funding ratio, to 50.00 percent of the Social Security Cost of Living Adjustment, not less than 1.00 percent and not more than 1.50 percent, beginning January 1, 2019.
- For retirements on or after January 1, 2024, the first benefit increase is delayed until the retiree reaches normal retirement age. Does not apply to Rule of 90 retirees, disability benefit recipients, or survivors.
- Actuarial equivalent factors were updated to reflect revised mortality and interest assumptions.

2018 CHANGES IN ACTUARIAL ASSUMPTIONS

- The mortality projection scale was changed from MP-2015 to MP-2017.
- The assumed benefit increase was changed from 1.00 percent per year through 2044, and 2.50 percent per year thereafter, to 1.25 percent per year.

2017 CHANGES IN PLAN PROVISIONS

- The state's contribution for the Minneapolis Employees Retirement Fund equals \$16.0 million in 2017 and 2018, and \$6.0 million thereafter.
- The Employer Supplemental Contribution for the Minneapolis Employees Retirement Fund changed from \$21.0 million to \$31.0 million in calendar years 2019 to 2031. The state's contribution changed from \$16.0 million to \$6.0 million in calendar years 2019 to 2031.

2017 CHANGES IN ACTUARIAL ASSUMPTIONS

- The Combined Service Annuity (CSA) loads were changed from 0.80 percent for active members and 60.00 percent for vested and nonvested deferred members. The revised CSA loads are now zero percent for active member liability, 15.00 percent for vested deferred member liability, and 3.00 percent for nonvested deferred member liability.
- The assumed post-retirement benefit increase rate was changed from 1.00 percent per year for all years, to 1.00 percent per year through 2044, and 2.50 percent per year thereafter.

INDEPENDENT SCHOOL DISTRICT NO. 273

Notes to Required Supplementary Information (continued)
June 30, 2021

PERA – GENERAL EMPLOYEES RETIREMENT FUND (CONTINUED)

2016 CHANGES IN ACTUARIAL ASSUMPTIONS

- The assumed post-retirement benefit increase rate was changed from 1.00 percent per year through 2035, and 2.50 percent per year thereafter, to 1.00 percent per year for all years.
- The assumed investment return was changed from 7.90 percent to 7.50 percent. The single discount rate was changed from 7.90 percent to 7.50 percent.
- Other assumptions were changed pursuant to the experience study dated June 30, 2015. The assumed future salary increases, payroll growth, and inflation were decreased by 0.25 percent to 3.25 percent for payroll growth, and 2.50 percent for inflation.

2015 CHANGES IN PLAN PROVISIONS

- On January 1, 2015, the Minneapolis Employees Retirement Fund was merged into the General Employees Retirement Fund, which increased the total pension liability by \$1.1 billion and increased the fiduciary plan net position by \$892.0 million. Upon consolidation, state and employer contributions were revised; the state's contribution of \$6.0 million, which meets the special funding situation definition, was due September 2015.

2015 CHANGES IN ACTUARIAL ASSUMPTIONS

- The assumed post-retirement benefit increase rate was changed from 1.00 percent per year through 2030, and 2.50 percent per year thereafter, to 1.00 percent per year through 2035, and 2.50 percent per year thereafter.

INDEPENDENT SCHOOL DISTRICT NO. 273

Notes to Required Supplementary Information (continued)
June 30, 2021

TEACHERS RETIREMENT ASSOCIATION (TRA)

2018 CHANGES IN ACTUARIAL ASSUMPTIONS

- The cost of living adjustment (COLA) was reduced from 2.00 percent each January 1 to 1.00 percent, effective January 1, 2019. Beginning January 1, 2024, the COLA will increase 0.10 percent each year until reaching the ultimate rate of 1.50 percent on January 1, 2028.
- Beginning July 1, 2024, eligibility for the first COLA changes to normal retirement age (age 65 to 66, depending on date of birth). However, members who retire under Rule of 90 and members who are at least age 62 with 30 years of service credit, are exempt.
- The COLA trigger provision, which would have increased the COLA to 2.50 percent if the funded ratio was at least 90.00 percent for two consecutive years, was eliminated.
- Augmentation in the early retirement reduction factors is phased out over a five-year period beginning July 1, 2019 and ending June 30, 2024 (this reduces early retirement benefits). Members who retire and are at least age 62 with 30 years of service are exempt.
- Augmentation on deferred benefits will be reduced to zero percent beginning July 1, 2019. Interest payable on refunds to members was reduced from 4.00 percent to 3.00 percent, effective July 1, 2018. Interest due on payments and purchases from members, employers is reduced from 8.50 percent to 7.50 percent, effective July 1, 2018.
- The employer contribution rate is increased each July 1 over the next six years, (7.71 percent in 2018, 7.92 percent in 2019, 8.13 percent in 2020, 8.34 percent in 2021, 8.55 percent in 2022, and 8.75 percent in 2023). In addition, the employee contribution rate will increase from 7.50 percent to 7.75 percent on July 1, 2023. The state provides funding for the higher employer contribution rate through an adjustment in the school aid formula.
- The single discount rate changed from 5.12 percent to 7.50 percent.

2017 CHANGES IN ACTUARIAL ASSUMPTIONS

- The COLA was assumed to increase from 2.00 percent annually to 2.50 percent annually on July 1, 2045.
- The COLA was not assumed to increase to 2.50 percent, but remain at 2.00 percent for all future years.
- Adjustments were made to the CSA loads. The active load was reduced from 1.40 percent to zero percent, the vested inactive load increased from 4.00 percent to 7.00 percent, and the nonvested inactive load increased from 4.00 percent to 9.00 percent.
- The investment return assumption was changed from 8.00 percent to 7.50 percent.
- The price inflation assumption was lowered from 2.75 percent to 2.50 percent.
- The payroll growth assumption was lowered from 3.50 percent to 3.00 percent.
- The general wage growth assumption was lowered from 3.50 percent to 2.85 percent for 10 years, followed by 3.25 percent thereafter.
- The salary increase assumption was adjusted to reflect the changes in the general wage growth assumption.
- The single discount rate changed from 4.66 percent to 5.12 percent.

INDEPENDENT SCHOOL DISTRICT NO. 273

Notes to Required Supplementary Information (continued)
June 30, 2021

TEACHERS RETIREMENT ASSOCIATION (TRA) (CONTINUED)

2016 CHANGES IN ACTUARIAL ASSUMPTIONS

- The single discount rate was changed from 8.00 percent to 4.66 percent.

2015 CHANGES IN PLAN PROVISIONS

- The Duluth Teachers Retirement Fund Association was merged into the TRA on June 30, 2015.

2015 CHANGES IN ACTUARIAL ASSUMPTIONS

- The annual COLA for the June 30, 2015 valuation assumed 2.00 percent. The prior year valuation used 2.00 percent, with an increase to 2.50 percent commencing in 2034.
- The discount rate used to measure the total pension liability was 8.00 percent. This is a decrease from the discount rate at the prior measurement date of 8.25 percent.

INDEPENDENT SCHOOL DISTRICT NO. 273

Notes to Required Supplementary Information (continued)
June 30, 2021

PENSION BENEFITS PLAN

2020 CHANGES IN ACTUARIAL ASSUMPTIONS

- The mortality tables were updated from the RP-2014 White Collar Mortality Tables with MP-2017 Generational Improvement Scale to the Pub-2010 Public Retirement Plans Headcount-Weighted Mortality Tables (General, Teachers) with MP-2019 Generational Improvement Scale.
- The salary increase rates were changed from a flat 3.00 percent per year for all employees to rates which vary by service and contract group.
- The discount rate was changed from 3.10 percent to 2.40 percent.

2020 CHANGES IN PLAN PROVISIONS

- The Community Education Service Coordinators are no longer eligible for this benefit.

2019 CHANGES IN ACTUARIAL ASSUMPTIONS

- The discount rate was changed from 3.50 percent to 3.10 percent.

2018 CHANGES IN PLAN PROVISIONS

- Severance benefits are now available for the Edina Professional Association of Support Staff and the Superintendent.

2018 CHANGES IN ACTUARIAL ASSUMPTIONS

- The mortality tables were updated from the RP-2014 White Collar Mortality Tables with MP-2015 Generational Improvement Scale to the RP-2014 White Collar Mortality Tables with MP-2017 Generational Improvement Scale.
- The discount rate was changed from 3.40 percent to 3.50 percent.

2017 CHANGES IN ACTUARIAL ASSUMPTIONS

- The discount rate was changed from 2.90 percent to 3.40 percent.

2016 CHANGES IN ACTUARIAL ASSUMPTIONS

- The mortality table was updated from RP-2000 projected to 2014 with Scale BB, to the RP-2014 White Collar Mortality Tables with MP-2015 Generational Improvement Scale.
- The withdrawal table for all employees and retirement tables for only employees eligible to retire with Rule of 90 also were updated.
- The discount rate was changed from 4.00 percent to 2.90 percent.

INDEPENDENT SCHOOL DISTRICT NO. 273

Notes to Required Supplementary Information (continued)
June 30, 2021

OTHER POST-EMPLOYMENT BENEFITS PLAN

2020 CHANGES IN ACTUARIAL ASSUMPTIONS

- The healthcare trend rates were changed to better anticipate short-term and long-term medical increases.
- The mortality tables were updated from the RP-2014 White Collateral Mortality Tables with MP-2017 Generational Improvement Scale to the Pub-2010 Public Retirement Plans Headcount-Weighted Mortality Tables (General, Teachers) with MP-2019 Generational Improvement Scale.
- The salary increase rates were changed from a flat 3.00 percent per year for all employees to rates which vary by service and contract group.
- The discount rate was changed from 3.10 percent to 2.40 percent.

2019 CHANGES IN ACTUARIAL ASSUMPTIONS

- The discount rate was changed from 3.50 percent to 3.10 percent.

2018 CHANGES IN ACTUARIAL ASSUMPTIONS

- The healthcare trend rates were changed to better anticipate short-term and long-term medical increases.
- The mortality tables were updated from the RP-2014 White Collar Mortality Tables with MP-2015 Generational Improvement Scale to the RP-2014 White Collar Mortality Tables with MP-2017 Generational Improvement Scale.
- The discount rate was changed from 3.40 percent to 3.50 percent.

2017 CHANGES IN ACTUARIAL ASSUMPTIONS

- The discount rate was changed from 2.90 percent to 3.40 percent.

THIS PAGE INTENTIONALLY LEFT BLANK

SUPPLEMENTAL INFORMATION

INDEPENDENT SCHOOL DISTRICT NO. 273

Nonmajor Governmental Funds
 Combining Balance Sheet
 as of June 30, 2021

	<u>Special Revenue Funds</u>		<u>Total</u>
	<u>Food Service</u>	<u>Community Service</u>	
Assets			
Cash and temporary investments	\$ 982,743	\$ 2,042,523	\$ 3,025,266
Receivables			
Current taxes	–	558,507	558,507
Delinquent taxes	–	11,395	11,395
Accounts and interest	–	47,805	47,805
Due from other governmental units	359,692	134,046	493,738
Total assets	<u>\$ 1,342,435</u>	<u>\$ 2,794,276</u>	<u>\$ 4,136,711</u>
Liabilities			
Salaries and benefits payable	\$ 4,930	\$ 164,045	\$ 168,975
Accounts and contracts payable	64,119	101,624	165,743
Due to other governmental units	–	33,885	33,885
Unearned revenue	351,544	679,166	1,030,710
Total liabilities	<u>420,593</u>	<u>978,720</u>	<u>1,399,313</u>
Deferred inflows of resources			
Property taxes levied for subsequent year	–	1,118,317	1,118,317
Deferred revenue – delinquent taxes	–	8,267	8,267
Total deferred inflows of resources	<u>–</u>	<u>1,126,584</u>	<u>1,126,584</u>
Fund balances			
Restricted	<u>921,842</u>	<u>688,972</u>	<u>1,610,814</u>
Total liabilities, deferred inflows of resources, and fund balances	<u>\$ 1,342,435</u>	<u>\$ 2,794,276</u>	<u>\$ 4,136,711</u>

INDEPENDENT SCHOOL DISTRICT NO. 273

Nonmajor Governmental Funds
 Combining Statement of Revenue, Expenditures, and Changes in Fund Balances
 Year Ended June 30, 2021

	Special Revenue Funds		Total
	Food Service	Community Service	
Revenue			
Local sources			
Property taxes	\$ –	\$ 1,101,182	\$ 1,101,182
Investment earnings	1,668	1,668	3,336
Other	31,490	3,310,816	3,342,306
State sources	–	531,801	531,801
Federal sources	1,391,279	445,807	1,837,086
Total revenue	<u>1,424,437</u>	<u>5,391,274</u>	<u>6,815,711</u>
Expenditures			
Current			
Food service	1,321,720	–	1,321,720
Community service	–	5,202,701	5,202,701
Capital outlay	108,000	27,656	135,656
Total expenditures	<u>1,429,720</u>	<u>5,230,357</u>	<u>6,660,077</u>
Net change in fund balances	(5,283)	160,917	155,634
Fund balances			
Beginning of year	<u>927,125</u>	<u>528,055</u>	<u>1,455,180</u>
End of year	<u>\$ 921,842</u>	<u>\$ 688,972</u>	<u>\$ 1,610,814</u>

INDEPENDENT SCHOOL DISTRICT NO. 273

General Fund
Comparative Balance Sheet
as of June 30, 2021 and 2020

	<u>2021</u>	<u>2020</u>
Assets		
Cash and temporary investments	\$ 38,310,611	\$ 33,419,553
Receivables		
Current taxes	22,339,585	22,662,888
Delinquent taxes	403,361	342,628
Accounts and interest	357,062	246,751
Due from other governmental units	<u>10,464,280</u>	<u>10,155,617</u>
Total assets	<u>\$ 71,874,899</u>	<u>\$ 66,827,437</u>
Liabilities		
Salaries and benefits payable	\$ 11,136,020	\$ 10,758,562
Accounts and contracts payable	1,224,750	690,549
Due to other governmental units	370,717	530,457
Unearned revenue	<u>432,491</u>	<u>—</u>
Total liabilities	<u>13,163,978</u>	<u>11,979,568</u>
Deferred inflows of resources		
Property taxes levied for subsequent year	40,866,739	39,665,864
Unavailable revenue – delinquent taxes	<u>280,576</u>	<u>287,911</u>
Total deferred inflows of resources	<u>41,147,315</u>	<u>39,953,775</u>
Fund balances		
Restricted for student activities	25,830	26,531
Restricted for staff development	200,000	—
Restricted for operating capital	1,107,204	1,328,338
Restricted for achievement and integration	—	104,363
Committed for cash flow	1,074,602	1,068,409
Assigned for separation/retirement benefits	3,518,111	3,269,673
Assigned for carryover	573,023	439,348
Assigned for literacy and virtual programming	1,738,818	—
Assigned for alternative compensation	264,958	43,920
Unassigned	<u>9,061,060</u>	<u>8,613,512</u>
Total fund balances	<u>17,563,606</u>	<u>14,894,094</u>
Total liabilities, deferred inflows of resources, and fund balances	<u>\$ 71,874,899</u>	<u>\$ 66,827,437</u>

INDEPENDENT SCHOOL DISTRICT NO. 273

General Fund
 Schedule of Revenue, Expenditures, and Changes in Fund Balances
 Budget and Actual
 Year Ended June 30, 2021
 (With Comparative Actual Amounts for the Year Ended June 30, 2020)

	2021		Over (Under) Budget	2020
	Budget	Actual		Actual
Revenue				
Local sources				
Property taxes	\$ 37,787,258	\$ 38,708,163	\$ 920,905	\$ 33,473,446
Investment earnings	150,000	70,969	(79,031)	402,060
Other	2,600,417	2,591,692	(8,725)	4,137,029
State sources	81,207,726	80,834,800	(372,926)	78,527,670
Federal sources	5,068,138	4,644,825	(423,313)	1,813,875
Total revenue	<u>126,813,539</u>	<u>126,850,449</u>	<u>36,910</u>	<u>118,354,080</u>
Expenditures				
Current				
Administration	3,796,149	3,342,784	(453,365)	3,009,563
District support services	2,701,546	2,714,576	13,030	2,800,341
Elementary and secondary regular instruction	59,265,455	56,763,928	(2,501,527)	56,626,943
Vocational education instruction	170,781	347,713	176,932	417,775
Special education instruction	23,635,831	22,568,276	(1,067,555)	22,535,544
Instructional support services	8,848,934	8,891,998	43,064	5,600,116
Pupil support services	9,665,875	9,321,573	(344,302)	10,138,725
Sites and buildings	18,352,634	13,571,083	(4,781,551)	15,903,909
Fiscal and other fixed cost programs	504,300	451,186	(53,114)	305,513
Debt service				
Principal	238,317	411,830	173,513	242,929
Interest and fiscal charges	93,961	83,622	(10,339)	86,143
Total expenditures	<u>127,273,783</u>	<u>118,468,569</u>	<u>(8,805,214)</u>	<u>117,667,501</u>
Excess (deficiency) of revenue over expenditures	(460,244)	8,381,880	8,842,124	686,579
Other financing sources (uses)				
Sale of capital assets	—	5,185	5,185	—
Capital lease issued	—	317,611	317,611	—
Transfers (out)	(1,558,215)	(6,035,164)	(4,476,949)	—
Total other financing sources (uses)	<u>(1,558,215)</u>	<u>(5,712,368)</u>	<u>(4,154,153)</u>	<u>—</u>
Net change in fund balances	<u>\$ (2,018,459)</u>	2,669,512	<u>\$ 4,687,971</u>	686,579
Fund balances				
Beginning of year		<u>14,894,094</u>		<u>14,207,515</u>
End of year		<u>\$ 17,563,606</u>		<u>\$ 14,894,094</u>

INDEPENDENT SCHOOL DISTRICT NO. 273

Food Service Special Revenue Fund
 Comparative Balance Sheet
 as of June 30, 2021 and 2020

	<u>2021</u>	<u>2020</u>
Assets		
Cash and temporary investments	\$ 982,743	\$ 1,199,074
Receivables		
Due from other governmental units	<u>359,692</u>	<u>128,952</u>
Total assets	<u>\$ 1,342,435</u>	<u>\$ 1,328,026</u>
Liabilities		
Salaries and benefits payable	\$ 4,930	\$ 17,041
Accounts and contracts payable	64,119	79,600
Unearned revenue	<u>351,544</u>	<u>304,260</u>
Total liabilities	420,593	400,901
Fund balances		
Restricted for food service	<u>921,842</u>	<u>927,125</u>
Total liabilities and fund balances	<u>\$ 1,342,435</u>	<u>\$ 1,328,026</u>

INDEPENDENT SCHOOL DISTRICT NO. 273

Food Service Special Revenue Fund
 Schedule of Revenue, Expenditures, and Changes in Fund Balances
 Budget and Actual
 Year Ended June 30, 2021
 (With Comparative Actual Amounts for the Year Ended June 30, 2020)

	2021		Over (Under) Budget	2020
	Budget	Actual		Actual
Revenue				
Local sources				
Investment earnings	\$ 17,500	\$ 1,668	\$ (15,832)	\$ 25,736
Other – primarily meal sales	146,000	31,490	(114,510)	1,640,049
State sources	–	–	–	108,624
Federal sources	1,068,469	1,391,279	322,810	701,510
Total revenue	<u>1,231,969</u>	<u>1,424,437</u>	<u>192,468</u>	<u>2,475,919</u>
Expenditures				
Current				
Salaries	271,951	60,349	(211,602)	182,436
Employee benefits	141,431	89,390	(52,041)	89,027
Purchased services	888,167	1,064,334	176,167	1,955,573
Supplies and materials	174,807	98,012	(76,795)	142,722
Other expenditures	–	9,635	9,635	1,791
Capital outlay	108,000	108,000	–	277,500
Total expenditures	<u>1,584,356</u>	<u>1,429,720</u>	<u>(154,636)</u>	<u>2,649,049</u>
Net change in fund balances	<u>\$ (352,387)</u>	<u>(5,283)</u>	<u>\$ 347,104</u>	<u>(173,130)</u>
Fund balances				
Beginning of year		<u>927,125</u>		<u>1,100,255</u>
End of year		<u>\$ 921,842</u>		<u>\$ 927,125</u>

INDEPENDENT SCHOOL DISTRICT NO. 273

Community Service Special Revenue Fund
 Comparative Balance Sheet
 as of June 30, 2021 and 2020

	<u>2021</u>	<u>2020</u>
Assets		
Cash and temporary investments	\$ 2,042,523	\$ 1,443,174
Receivables		
Current taxes	558,507	573,458
Delinquent taxes	11,395	10,691
Accounts and interest	47,805	16,181
Due from other governmental units	<u>134,046</u>	<u>46,079</u>
Total assets	<u>\$ 2,794,276</u>	<u>\$ 2,089,583</u>
Liabilities		
Salaries and benefits payable	\$ 164,045	\$ 169,964
Accounts and contracts payable	101,624	1,795
Due to other governmental units	33,885	10,187
Unearned revenue	<u>679,166</u>	<u>270,133</u>
Total liabilities	978,720	452,079
Deferred inflows of resources		
Property taxes levied for subsequent year	1,118,317	1,100,338
Unavailable revenue – delinquent taxes	<u>8,267</u>	<u>9,111</u>
Total deferred inflows of resources	1,126,584	1,109,449
Fund balances		
Restricted for community education programs	492,617	364,259
Restricted for early childhood family education programs	76,232	61,180
Restricted for school readiness	68,726	75,443
Restricted for community service	<u>51,397</u>	<u>27,173</u>
Total fund balances	<u>688,972</u>	<u>528,055</u>
Total liabilities, deferred inflows of resources, and fund balances	<u>\$ 2,794,276</u>	<u>\$ 2,089,583</u>

INDEPENDENT SCHOOL DISTRICT NO. 273

Community Service Special Revenue Fund
 Schedule of Revenue, Expenditures, and Changes in Fund Balances
 Budget and Actual
 Year Ended June 30, 2021
 (With Comparative Actual Amounts for the Year Ended June 30, 2020)

	2021		Over (Under) Budget	2020
	Budget	Actual		Actual
Revenue				
Local sources				
Property taxes	\$ 1,129,231	\$ 1,101,182	\$ (28,049)	\$ 1,118,879
Investment earnings	29,000	1,668	(27,332)	25,736
Other – primarily tuition and fees	2,953,257	3,310,816	357,559	5,776,927
State sources	595,040	531,801	(63,239)	532,341
Federal sources	–	445,807	445,807	–
Total revenue	<u>4,706,528</u>	<u>5,391,274</u>	<u>684,746</u>	<u>7,453,883</u>
Expenditures				
Current				
Salaries	2,583,334	3,144,219	560,885	4,964,444
Employee benefits	609,448	730,911	121,463	1,188,897
Purchased services	881,907	968,706	86,799	1,235,397
Supplies and materials	275,970	260,516	(15,454)	323,857
Other expenditures	107,526	98,349	(9,177)	92,820
Capital outlay	49,250	27,656	(21,594)	52,617
Total expenditures	<u>4,507,435</u>	<u>5,230,357</u>	<u>722,922</u>	<u>7,858,032</u>
Net change in fund balances	<u>\$ 199,093</u>	160,917	<u>\$ (38,176)</u>	(404,149)
Fund balances				
Beginning of year		<u>528,055</u>		<u>932,204</u>
End of year		<u>\$ 688,972</u>		<u>\$ 528,055</u>

INDEPENDENT SCHOOL DISTRICT NO. 273

Capital Projects – Building Construction Fund
 Comparative Balance Sheet
 as of June 30, 2021 and 2020

	<u>2021</u>	<u>2020</u>
Assets		
Cash and temporary investments	\$ 10,441,302	\$ 16,351,081
Receivables		
Accounts and interest	5,067	2,362
Prepaid items	<u>11,431</u>	<u>–</u>
Total assets	<u>\$ 10,457,800</u>	<u>\$ 16,353,443</u>
Liabilities		
Salaries and benefits payable	\$ 10,662	\$ 18,615
Accounts and contracts payable	<u>3,054,495</u>	<u>3,920,889</u>
Total liabilities	3,065,157	3,939,504
Fund balances (deficit)		
Nonspendable for prepaid items	11,431	–
Restricted for capital projects levy	659,275	416,531
Restricted for long-term facilities maintenance	6,799,126	11,997,408
Unassigned	<u>(77,189)</u>	<u>–</u>
Total fund balances	<u>7,392,643</u>	<u>12,413,939</u>
Total liabilities and fund balances	<u>\$ 10,457,800</u>	<u>\$ 16,353,443</u>

INDEPENDENT SCHOOL DISTRICT NO. 273

Capital Projects – Building Construction Fund
 Schedule of Revenue, Expenditures, and Changes in Fund Balances
 Budget and Actual
 Year Ended June 30, 2021
 (With Comparative Actual Amounts for the Year Ended June 30, 2020)

	2021		Over (Under) Budget	2020
	Budget	Actual		Actual
Revenue				
Local sources				
Property taxes	\$ 5,902,200	\$ 4,920,118	\$ (982,082)	\$ 5,914,554
Investment earnings	20,000	9,138	(10,862)	391,547
Other	120,000	216,238	96,238	721,623
Total revenue	<u>6,042,200</u>	<u>5,145,494</u>	<u>(896,706)</u>	<u>7,027,724</u>
Expenditures				
Capital outlay				
Salaries	3,422,775	2,601,312	(821,463)	2,566,589
Employee benefits	–	754,098	754,098	805,670
Purchased services	155,603	1,951,348	1,795,745	1,339,888
Supplies and materials	750,849	–	(750,849)	–
Capital expenditures	20,272,548	22,099,094	1,826,546	14,978,853
Debt service				
Interest and fiscal charges	–	151,943	151,943	–
Total expenditures	<u>24,601,775</u>	<u>27,557,795</u>	<u>2,956,020</u>	<u>19,691,000</u>
Excess (deficiency) of revenue over expenditures	(18,559,575)	(22,412,301)	(3,852,726)	(12,663,276)
Other financing sources				
Debt issued	10,830,715	10,411,556	(419,159)	–
Premium on debt issued	944,285	944,285	–	–
Transfers in	1,558,215	6,035,164	4,476,949	–
Total other financing sources	<u>13,333,215</u>	<u>17,391,005</u>	<u>4,057,790</u>	<u>–</u>
Net change in fund balances	<u>\$ (5,226,360)</u>	<u>(5,021,296)</u>	<u>\$ 205,064</u>	<u>(12,663,276)</u>
Fund balances				
Beginning of year		<u>12,413,939</u>		<u>25,077,215</u>
End of year		<u>\$ 7,392,643</u>		<u>\$ 12,413,939</u>

INDEPENDENT SCHOOL DISTRICT NO. 273

Debt Service Fund
 Comparative Balance Sheet
 as of June 30, 2021 and 2020

	<u>2021</u>	<u>2020</u>
Assets		
Cash and temporary investments	\$ 10,822,279	\$ 10,056,001
Receivables		
Current taxes	7,531,693	7,674,548
Delinquent taxes	<u>128,640</u>	<u>120,382</u>
Total assets	<u>\$ 18,482,612</u>	<u>\$ 17,850,931</u>
Deferred inflows of resources		
Property taxes levied for subsequent year	\$ 15,080,775	\$ 14,725,692
Unavailable revenue – delinquent taxes	<u>86,874</u>	<u>98,279</u>
Total deferred inflows of resources	15,167,649	14,823,971
Fund balances		
Restricted for debt service	<u>3,314,963</u>	<u>3,026,960</u>
Total deferred inflows of resources and fund balances	<u>\$ 18,482,612</u>	<u>\$ 17,850,931</u>

INDEPENDENT SCHOOL DISTRICT NO. 273

Debt Service Fund
 Schedule of Revenue, Expenditures, and Changes in Fund Balances
 Budget and Actual
 Year Ended June 30, 2021
 (With Comparative Actual Amounts for the Year Ended June 30, 2020)

	2021		Over (Under) Budget	2020
	Budget	Actual		Actual
Revenue				
Local sources				
Property taxes	\$ 14,724,983	\$ 14,737,097	\$ 12,114	\$ 15,922,424
Investment earnings	40,000	5,004	(34,996)	186,587
Total revenue	14,764,983	14,742,101	(22,882)	16,109,011
Expenditures				
Debt service				
Principal	7,050,000	7,050,000	–	8,140,000
Interest	7,570,538	7,570,538	–	7,485,370
Fiscal charges and other	10,000	108,943	98,943	110,191
Total expenditures	14,630,538	14,729,481	98,943	15,735,561
Excess (deficiency) of revenue over expenditures	134,445	12,620	(121,825)	373,450
Other financing sources (uses)				
Debt issued	8,985,061	9,258,444	273,383	19,890,000
Premium on debt issued	1,446,939	1,446,939	–	2,061,538
Payment on refunded debt	(10,432,000)	(10,430,000)	2,000	(21,895,000)
Total other financing sources (uses)	–	275,383	275,383	56,538
Net change in fund balances	\$ 134,445	288,003	\$ 153,558	429,988
Fund balances				
Beginning of year		3,026,960		2,596,972
End of year		\$ 3,314,963		\$ 3,026,960

THIS PAGE INTENTIONALLY LEFT BLANK

OTHER DISTRICT INFORMATION

(UNAUDITED)

THIS PAGE INTENTIONALLY LEFT BLANK

INDEPENDENT SCHOOL DISTRICT NO. 273

General Fund Revenue by Source
Last Ten Fiscal Years

Year Ended June 30,	Local Property Tax Levies	Other Local and County Revenues	State Revenue	Federal Revenue	Total
2012	\$ 23,813,219 27%	\$ 2,754,726 3%	\$ 58,857,487 66%	\$ 3,344,546 4%	\$ 88,769,978 100%
2013	27,237,931 29%	2,487,574 3%	62,296,085 66%	1,683,183 2%	93,704,773 100%
2014	10,666,213 12%	2,593,867 3%	76,710,991 83%	1,809,161 2%	91,780,232 100%
2015	22,950,814 24%	2,794,515 3%	68,608,136 71%	1,488,368 2%	95,841,833 100%
2016	23,596,521 23%	4,100,426 4%	71,873,064 71%	1,871,244 2%	101,441,255 100%
2017	30,769,055 28%	3,788,108 3%	71,970,881 67%	1,795,959 2%	108,324,003 100%
2018	30,235,863 27%	5,029,098 5%	73,752,106 66%	1,832,821 2%	110,849,888 100%
2019	33,058,228 28%	5,062,879 5%	76,567,326 65%	2,410,766 2%	117,099,199 100%
2020	33,473,446 28%	4,539,089 4%	78,527,670 66%	1,813,875 2%	118,354,080 100%
2021	38,708,163 30%	2,662,661 2%	80,834,800 64%	4,644,825 4%	126,850,449 100%

Note: Legislative changes in the “tax shift” impacted the amount of tax revenue recognized in fiscal year 2014. These changes were offset by an adjustment to state aid payments by an equal amount.

INDEPENDENT SCHOOL DISTRICT NO. 273

General Fund Expenditures by Program
Last Ten Fiscal Years

<u>Year Ended June 30,</u>	<u>Administration</u>	<u>District Support Services</u>	<u>Instruction</u>	<u>Instructional Support Services</u>	<u>Pupil Support Services</u>
2012	\$ 2,921,447 3%	\$ 2,701,860 3%	\$ 58,140,863 68%	\$ 6,760,932 8%	\$ 7,329,686 8%
2013	3,057,055 3%	2,517,407 3%	60,574,774 66%	5,105,226 6%	7,608,727 8%
2014	3,100,900 4%	2,969,022 3%	62,272,584 69%	4,916,476 5%	7,544,789 8%
2015	3,124,572 3%	3,063,669 3%	64,083,923 70%	5,063,892 5%	7,745,956 8%
2016	3,281,563 3%	3,093,531 3%	71,523,452 71%	5,508,758 5%	7,922,598 8%
2017	3,542,398 3%	3,097,417 3%	72,401,269 69%	5,382,317 5%	8,118,389 8%
2018	3,165,048 3%	3,252,865 3%	75,366,526 70%	5,826,639 5%	10,026,345 9%
2019	3,301,695 3%	2,918,207 3%	77,513,713 68%	5,720,643 5%	10,536,840 9%
2020	3,009,563 3%	2,800,341 2%	79,580,262 68%	5,600,116 5%	10,138,725 9%
2021	3,342,784 3%	2,714,576 2%	79,679,917 67%	8,891,998 8%	9,321,573 8%

Note: Instruction includes regular, vocational, and special education instruction.

<u>Sites and Buildings</u>	<u>Other Programs</u>	<u>Total</u>
\$ 8,714,030 10%	\$ 381,487 -%	\$ 86,950,305 100%
13,393,834 14%	469,478 -%	92,726,501 100%
9,691,920 11%	362,556 -%	90,858,247 100%
9,006,454 10%	543,004 1%	92,631,470 100%
8,954,875 9%	579,502 1%	100,864,279 100%
11,733,576 11%	652,731 1%	104,928,097 100%
9,665,421 9%	636,414 1%	107,939,258 100%
12,863,141 11%	584,993 1%	113,439,232 100%
15,903,909 13%	634,585 <1%	117,667,501 100%
13,571,083 11%	946,638 1%	118,468,569 100%

THIS PAGE INTENTIONALLY LEFT BLANK

INDEPENDENT SCHOOL DISTRICT NO. 273

School Tax Levies and Tax Rates by Fund
Last Ten Fiscal Years

Year Collectible	General Fund	Community Service Special Revenue Fund	Capital Projects – Building Construction Fund	Debt Service Fund	Total All Funds
Levies					
2012	\$ 26,739,844	\$ 1,053,989	\$ 1,730,064	\$ 10,281,370	\$ 39,805,267
2013	26,641,579	1,093,196	4,383,529	7,194,307	39,312,611
2014	27,084,132	1,142,821	4,640,567	7,094,461	39,961,981
2015	28,429,772	1,129,162	6,921,752	6,488,222	42,968,908
2016	35,838,469	1,190,018	–	14,164,398	51,192,885
2017	35,477,140	1,119,670	–	15,398,423	51,995,233
2018	38,556,680	1,074,335	–	15,089,798	54,720,813
2019	39,451,014	1,116,918	–	15,895,731	56,463,663
2020	43,484,864	1,100,338	–	14,725,692	59,310,894
2021	44,730,693	1,118,317	–	15,080,775	60,929,785
Tax rates					
Tax capacity rates					
2012	13.939	1.267	–	12.359	27.565
2013	17.649	1.334	–	8.779	27.762
2014	17.566	1.386	–	8.604	27.556
2015	18.979	1.240	–	7.125	27.344
2016	18.873	1.242	–	14.783	34.898
2017	18.216	1.124	–	15.458	34.798
2018	15.776	1.010	–	14.186	30.972
2019	15.525	0.989	–	14.075	30.589
2020	17.026	0.943	–	12.620	30.589
2021	17.887	0.938	–	12.649	31.474
Market value rates					
2012	0.215	–	–	–	0.215
2013	0.217	–	–	–	0.217
2014	0.223	–	–	–	0.223
2015	0.215	–	–	–	0.215
2016	0.201	–	–	–	0.201
2017	0.188	–	–	–	0.188
2018	0.222	–	–	–	0.222
2019	0.210	–	–	–	0.210
2020	0.219	–	–	–	0.219
2021	0.211	–	–	–	0.211

Note 1: A tax rate based on market value is used for the District’s referendum, equity, and transition levies.

Note 2: The levy for the Capital Projects – Building Construction Fund is a capital projects levy, which is included as a component of the general referendum levy based on net tax capacity. The tax capacity for this levy is included in the General Fund.

Source: State of Minnesota School Tax Report

INDEPENDENT SCHOOL DISTRICT NO. 273

Property Tax Levies and Receivables
Last Ten Years

For Taxes Collectible	Original Levy		
	Local Spread	Fiscal Disparities	Total Spread
2012	\$ 38,740,332	\$ 1,064,935	\$ 39,805,267
2013	38,221,083	1,091,528	39,312,611
2014	38,892,673	1,069,308	39,961,981
2015	41,891,155	1,077,753	42,968,908
2016	50,099,457	1,093,428	51,192,885
2017	50,638,605	1,356,628	51,995,233
2018	53,267,718	1,453,095	54,720,813
2019	54,928,392	1,535,271	56,463,663
2020	57,725,395	1,585,499	59,310,894
2021	59,174,919	1,754,866	60,929,785

Note: Delinquent taxes receivable are written off after seven years.

Source: State of Minnesota School Tax Report

Uncollected Taxes Receivable as of June 30, 2021

Delinquent		Current	
Amount	Percent	Amount	Percent
\$ -	- %	\$ -	- %
-	-	-	-
-	-	-	-
115,423	0.27	-	-
61,578	0.12	-	-
10,523	0.02	-	-
22,053	0.04	-	-
63,025	0.11	-	-
270,794	0.46	-	-
-	-	30,429,785	49.94
<u>\$ 543,396</u>		<u>\$ 30,429,785</u>	

INDEPENDENT SCHOOL DISTRICT NO. 273

Student Enrollment
Last Ten Fiscal Years

Year Ended June 30,	Average Daily Membership (ADM) (for Students Served or Tuition Paid)					Total Pupil Units
	Handicapped and Pre-Kindergarten	Kindergarten	Elementary	Secondary	Total	
2012	70.30	507.92	3,821.35	3,918.16	8,317.73	9,640.67
2013	78.84	502.78	3,807.72	3,979.41	8,368.75	9,710.33
2014	61.97	537.17	3,814.26	4,017.20	8,430.60	9,770.48
2015	79.79	518.55	3,827.59	4,030.07	8,456.00	9,261.99
2016	66.76	504.56	3,812.42	4,045.60	8,429.34	9,238.47
2017	61.94	558.16	3,783.81	4,075.40	8,479.31	9,294.37
2018	66.96	528.85	3,801.31	4,066.43	8,463.55	9,276.82
2019	114.71	506.53	3,761.88	4,029.08	8,412.20	9,218.13
2020	115.12	520.09	3,759.05	3,971.16	8,365.42	9,159.63
2021	121.18	518.57	3,641.70	3,960.34	8,241.79	9,033.83

Note 1: Student enrollment numbers are estimated for the most recent fiscal year.

Note 2: ADM is weighted as follows in computing pupil units:

	Pre-Kindergarten	Handicapped Kindergarten	Half-Day Kindergarten	Full-Day Kindergarten	Elementary 1-3	Elementary 4-6	Secondary
Fiscal 2012 through 2014	1.250	1.000	0.612	0.612	1.115	1.060	1.300
Fiscal 2015 through 2021	1.000	1.000	0.550	1.000	1.000	1.000	1.200

Source: Minnesota Department of Education student reporting system

SINGLE AUDIT AND OTHER REQUIRED REPORTS

THIS PAGE INTENTIONALLY LEFT BLANK

INDEPENDENT SCHOOL DISTRICT NO. 273

Schedule of Expenditures of Federal Awards
Year Ended June 30, 2021

Federal Grantor/Pass-Through Grantor/Program Title	Federal ALN	Federal Expenditures	
U.S. Department of Agriculture			
Passed through Minnesota Department of Education			
Child nutrition cluster			
Summer Food Service Program for Children	10.559	\$ 89,600	
COVID-19 – Summer Food Service Program for Children	10.559	<u>1,301,680</u>	
Total ALN 10.559 and child nutrition cluster			\$ 1,391,280
U.S. Department of Education			
Passed through Minnesota Department of Education			
Special education cluster			
Special Education Grants to States	84.027	1,407,050	
Special Education Preschool Grants	84.173	<u>45,360</u>	
Total special education cluster			1,452,410
Special Education – Grants for Infants and Families	84.181		26,957
Title I Grants to Local Educational Agencies	84.010		181,092
Supporting Effective Instruction State Grants	84.367		60,777
English Language Acquisition State Grants	84.365		67,151
Education Stabilization Fund			
COVID-19 – Governor’s Emergency Education Relief (GEER) Fund	84.425C	94,013	
COVID-19 – Elementary and Secondary School Emergency Relief (ESSER) Fund	84.425D	<u>946,137</u>	
Total ALN 84.425			1,040,150
U.S. Department of Health and Human Services			
Passed through Minnesota Department of Human Services			
Child care and development fund cluster			
COVID-19 – Child Care and Development Block Grant	93.575		84,750
U.S. Department of the Treasury			
Passed through Minnesota Department of Education			
COVID-19 – Coronavirus Relief Fund	21.019	2,116,257	
Passed through Minnesota Department of Human Services			
COVID-19 – Coronavirus Relief Fund	21.019	<u>54,000</u>	
Total ALN 21.019			<u>2,170,257</u>
Total federal awards			<u>\$ 6,474,824</u>

Note 1: The Schedule of Expenditures of Federal Awards is prepared on the accrual basis of accounting. The information in this schedule is presented in accordance with the OMB’s *Uniform Administrative Requirements, Cost Principles, and Audit Requirements for Federal Awards*. Therefore, some amounts presented in this schedule may differ from the amounts presented in, or used in the preparation of, the District’s basic financial statements.

Note 2: All pass-through entities listed above use the same Assistance Listing Number (ALN) as the federal grantors to identify these grants, and have not assigned any additional identifying numbers.

Note 3: The District did not elect to use the 10 percent de minimis indirect cost rate.

Note 4: The District had \$89,453 of noncash assistance included in the Summer Food Service Program for Children, Federal ALN 10.559.

Note 5: (Unaudited Disclosure) The District received donated personal protective equipment (PPE) with an estimated value of \$36,000. The District was unable to determine whether federal dollars were used to purchase the donated PPE.

THIS PAGE INTENTIONALLY LEFT BLANK



PRINCIPALS

Thomas A. Karnowski, CPA
Paul A. Radosevich, CPA
William J. Lauer, CPA
James H. Eichten, CPA
Aaron J. Nielsen, CPA
Victoria L. Holinka, CPA/CMA
Jaclyn M. Huegel, CPA
Kalen T. Karnowski, CPA

INDEPENDENT AUDITOR'S REPORT ON INTERNAL CONTROL
OVER FINANCIAL REPORTING AND ON COMPLIANCE AND OTHER MATTERS
BASED ON AN AUDIT OF FINANCIAL STATEMENTS PERFORMED IN
ACCORDANCE WITH GOVERNMENT AUDITING STANDARDS

To the School Board and Management of
Independent School District No. 273
Edina, Minnesota

We have audited, in accordance with auditing standards generally accepted in the United States of America and the standards applicable to financial audits contained in *Government Auditing Standards*, issued by the Comptroller General of the United States, the financial statements of the governmental activities, each major fund, and the aggregate remaining fund information of Independent School District No. 273, Edina, Minnesota (the District) as of and for the year ended June 30, 2021, and the related notes to the financial statements, which collectively comprise the District's basic financial statements, and have issued our report thereon dated December 29, 2021.

INTERNAL CONTROL OVER FINANCIAL REPORTING

In planning and performing our audit of the financial statements, we considered the District's internal control over financial reporting (internal control) as a basis for designing audit procedures that are appropriate in the circumstances for the purpose of expressing our opinions on the financial statements, but not for the purpose of expressing an opinion on the effectiveness of the District's internal control. Accordingly, we do not express an opinion on the effectiveness of the District's internal control.

A *deficiency in internal control* exists when the design or operation of a control does not allow management or employees, in the normal course of performing their assigned functions, to prevent, or detect and correct, misstatements on a timely basis. A *material weakness* is a deficiency, or a combination of deficiencies, in internal control, such that there is a reasonable possibility that a material misstatement of the District's financial statements will not be prevented, or detected and corrected, on a timely basis. A *significant deficiency* is a deficiency, or a combination of deficiencies, in internal control that is less severe than a material weakness, yet important enough to merit attention by those charged with governance.

Our consideration of internal control was for the limited purpose described in the first paragraph of this section and was not designed to identify all deficiencies in internal control that might be material weaknesses or significant deficiencies. Given these limitations, during our audit we did not identify any deficiencies in internal control that we consider to be material weaknesses. However, material weaknesses may exist that have not been identified.

(continued)

COMPLIANCE AND OTHER MATTERS

As part of obtaining reasonable assurance about whether District's financial statements are free from material misstatement, we performed tests of its compliance with certain provisions of laws, regulations, contracts, and grant agreements, noncompliance with which could have a direct and material effect on the financial statements. However, providing an opinion on compliance with those provisions was not an objective of our audit and, accordingly, we do not express such an opinion. The results of our tests disclosed no instances of noncompliance or other matters that are required to be reported under *Government Auditing Standards*.

PURPOSE OF THIS REPORT

The purpose of this report is solely to describe the scope of our testing of internal control and compliance and the results of that testing, and not to provide an opinion on the effectiveness of the District's internal control or on compliance. This report is an integral part of an audit performed in accordance with *Government Auditing Standards* in considering the District's internal control and compliance. Accordingly, this report is not suitable for any other purpose.

Malloy, Montague, Karnowski, Radosevich & Co., P. A.

Minneapolis, Minnesota
December 29, 2021



PRINCIPALS

Thomas A. Karnowski, CPA
Paul A. Radosevich, CPA
William J. Lauer, CPA
James H. Eichten, CPA
Aaron J. Nielsen, CPA
Victoria L. Holinka, CPA/CMA
Jaclyn M. Huegel, CPA
Kalen T. Karnowski, CPA

INDEPENDENT AUDITOR’S REPORT ON COMPLIANCE FOR
EACH MAJOR FEDERAL PROGRAM AND REPORT ON INTERNAL CONTROL
OVER COMPLIANCE REQUIRED BY THE UNIFORM GUIDANCE

To the School Board and Management of
Independent School District No. 273
Edina, Minnesota

REPORT ON COMPLIANCE FOR EACH MAJOR FEDERAL PROGRAM

We have audited Independent School District No. 273, Edina, Minnesota’s (the District) compliance with the types of compliance requirements described in the U.S. Office of Management and Budget *Compliance Supplement* that could have a direct and material effect on each of the District’s major federal programs for the year ended June 30, 2021. The District’s major federal programs are identified in the Summary of Audit Results section of the accompanying Schedule of Findings and Questioned Costs.

MANAGEMENT’S RESPONSIBILITY

Management is responsible for compliance with federal statutes, regulations, and the terms and conditions of its federal awards applicable to its federal programs.

AUDITOR’S RESPONSIBILITY

Our responsibility is to express an opinion on compliance for each of the District’s major federal programs based on our audit of the types of compliance requirements referred to above. We conducted our audit of compliance in accordance with auditing standards generally accepted in the United States of America; the standards applicable to financial audits contained in *Government Auditing Standards*, issued by the Comptroller General of the United States; and the audit requirements of Title 2 U.S. Code of Federal Regulations Part 200, *Uniform Administrative Requirements, Cost Principles, and Audit Requirements for Federal Awards* (Uniform Guidance). Those standards and the Uniform Guidance require that we plan and perform the audit to obtain reasonable assurance about whether noncompliance with the types of compliance requirements referred to above that could have a direct and material effect on a major federal program occurred. An audit includes examining, on a test basis, evidence about the District’s compliance with those requirements and performing such other procedures as we considered necessary in the circumstances.

We believe that our audit provides a reasonable basis for our opinion on compliance for each major federal program. However, our audit does not provide a legal determination of the District’s compliance.

(continued)

OPINION ON EACH MAJOR FEDERAL PROGRAM

In our opinion, the District complied, in all material respects, with the types of compliance requirements referred to on the previous page that could have a direct and material effect on each of its major federal programs for the year ended June 30, 2021.

REPORT ON INTERNAL CONTROL OVER COMPLIANCE

Management of the District is responsible for establishing and maintaining effective internal control over compliance with the types of compliance requirements referred to on the previous page. In planning and performing our audit of compliance, we considered the District's internal control over compliance with the types of requirements that could have a direct and material effect on each major federal program to determine the auditing procedures that are appropriate in the circumstances for the purpose of expressing an opinion on compliance for each major federal program and to test and report on internal control over compliance in accordance with the Uniform Guidance, but not for the purpose of expressing an opinion on the effectiveness of internal control over compliance. Accordingly, we do not express an opinion on the effectiveness of the District's internal control over compliance.

A deficiency in internal control over compliance exists when the design or operation of a control over compliance does not allow management or employees, in the normal course of performing their assigned functions, to prevent, or detect and correct, noncompliance with a type of compliance requirement of a federal program on a timely basis. A *material weakness in internal control over compliance* is a deficiency, or combination of deficiencies, in internal control over compliance, such that there is a reasonable possibility that material noncompliance with a type of compliance requirement of a federal program will not be prevented, or detected and corrected, on a timely basis. A *significant deficiency in internal control over compliance* is a deficiency, or a combination of deficiencies, in internal control over compliance with a type of compliance requirement of a federal program that is less severe than a material weakness in internal control over compliance, yet important enough to merit attention by those charged with governance.

Our consideration of internal control over compliance was for the limited purpose described in the first paragraph of this section and was not designed to identify all deficiencies in internal control over compliance that might be material weaknesses or significant deficiencies. We did not identify any deficiencies in internal control over compliance that we consider to be material weaknesses. However, material weaknesses may exist that have not been identified.

PURPOSE OF THIS REPORT

The purpose of this report on internal control over compliance is solely to describe the scope of our testing of internal control over compliance and the results of that testing based on the requirements of the Uniform Guidance. Accordingly, this report is not suitable for any other purpose.

Malloy, Montague, Karnowski, Radosevich & Co., P. A.

Minneapolis, Minnesota
December 29, 2021



PRINCIPALS

Thomas A. Karnowski, CPA
Paul A. Radosevich, CPA
William J. Lauer, CPA
James H. Eichten, CPA
Aaron J. Nielsen, CPA
Victoria L. Holinka, CPA/CMA
Jaclyn M. Huegel, CPA
Kalen T. Karnowski, CPA

INDEPENDENT AUDITOR'S REPORT

ON MINNESOTA LEGAL COMPLIANCE

To the School Board and Management of
Independent School District No. 273
Edina, Minnesota

We have audited, in accordance with auditing standards generally accepted in the United States of America and the standards applicable to financial audits contained in *Government Auditing Standards*, issued by the Comptroller General of the United States, the financial statements of the governmental activities, each major fund, and the aggregate remaining fund information of Independent School District No. 273 (the District) as of and for the year ended June 30, 2021, and the related notes to the financial statements, which collectively comprise the District's basic financial statements, and have issued our report thereon dated December 29, 2021.

MINNESOTA LEGAL COMPLIANCE

In connection with our audit, we noted that the District failed to comply with provisions of the miscellaneous provisions section of the *Minnesota Legal Compliance Audit Guide for School Districts*, promulgated by the State Auditor pursuant to Minnesota Statutes § 6.65, insofar as they relate to accounting matters as described in the Schedule of Findings and Questioned Costs as finding 2021-001. Also, in connection with our audit, nothing came to our attention that caused us to believe that the District failed to comply with the provisions of the contracting and bidding, deposits and investments, conflicts of interest, public indebtedness, claims and disbursements, and uniform financial accounting and reporting standards sections of the *Minnesota Legal Compliance Audit Guide for School Districts*, insofar as they relate to accounting matters. However, our audit was not directed primarily toward obtaining knowledge of such noncompliance. Accordingly, had we performed additional procedures, other matters may have come to our attention regarding the District's noncompliance with the above referenced provisions, insofar as they relate to accounting matters.

DISTRICT'S RESPONSE TO FINDING

The District's response to the legal compliance finding identified in our audit has been included in the Schedule of Findings and Questioned Costs. The District's response was not subject to the auditing procedures applied in our audit of the financial statements and, accordingly, we express no opinion on it.

(continued)

PURPOSE OF THIS REPORT

The purpose of this report is solely to describe the scope of our testing of compliance and the results of that testing, and not to provide an opinion on compliance. Accordingly, this report is not suitable for any other purpose.

Malloy, Montague, Karnowski, Radosevich & Co., P.A.

Minneapolis, Minnesota
December 29, 2021

INDEPENDENT SCHOOL DISTRICT NO. 273

Schedule of Findings and Questioned Costs
Year Ended June 30, 2021

A. SUMMARY OF AUDIT RESULTS

This summary is formatted to provide federal granting agencies and pass-through agencies answers to specific questions regarding the audit of federal awards.

Financial Statements

What type of auditor’s report is issued? X Unmodified
 Qualified
 Adverse
 Disclaimer

Internal control over financial reporting:

Material weakness(es) identified? Yes X No

Significant deficiencies identified? Yes X None reported

Noncompliance material to the financial statements noted? Yes X No

Federal Awards

Internal controls over major federal award programs:

Material weakness(es) identified? Yes X No

Significant deficiencies identified? Yes X None reported

Type of auditor’s report issued on compliance for major programs?

U.S. Department of the Treasury – COVID-19 – Coronavirus Relief Fund Unmodified
U.S. Department of Education – COVID-19 – Education Stabilization Fund Unmodified

Any audit findings disclosed that are required to be reported in accordance with 2 CFR 200.516(a)? Yes X No

Programs tested as major programs:

Program or Cluster	Federal ALN
U.S. Department of the Treasury – COVID-19 – Coronavirus Relief Fund	21.019
U.S. Department of Education – COVID-19 – Education Stabilization Fund	84.425

Threshold for distinguishing between type A and B programs. \$ 750,000

Does the auditee qualify as a low-risk auditee? Yes X No

INDEPENDENT SCHOOL DISTRICT NO. 273

Schedule of Findings and Questioned Costs (continued)
Year Ended June 30, 2021

B. FINANCIAL STATEMENT FINDINGS

None.

C. FEDERAL AWARD FINDINGS AND QUESTIONED COSTS

None.

D. MINNESOTA LEGAL COMPLIANCE FINDINGS

2021-001 Unclaimed Property Report

Criteria – Minnesota Statutes § 345.41 and § 345.43.

Condition – Minnesota Statutes require unclaimed property held for more than three years (or one year for unpaid compensation) to be reported and paid or delivered to the state Commissioner of Commerce each year. This requirement was not met by Independent School District No. 273 (the District) for the current audit year.

Questioned Costs – Not applicable.

Context – The District did not file the unclaimed property report to the state Commissioner of Commerce in the current audit year.

Repeat Finding – This is a current year finding.

Cause – This was an oversight by district personnel.

Effect – The District was not in compliance with state unclaimed property requirements.

Recommendation – We recommend that the District comply with state statutory unclaimed property requirements in the future.

View of Responsible Official and Planned Corrective Actions – The District agrees with the finding. The District will review its procedures relating to unclaimed property laws to ensure compliance in the future. The District has separately issued a Corrective Action Plan related to this finding.

THIS PAGE INTENTIONALLY LEFT BLANK

INDEPENDENT SCHOOL DISTRICT NO. 273

Uniform Financial Accounting and Reporting Standards
Compliance Table
June 30, 2021

	Audit	UFARS	Audit – UFARS
General Fund			
Total revenue	\$ 126,850,449	\$ 126,850,449	\$ –
Total expenditures	\$ 118,468,569	\$ 118,468,569	\$ –
Nonspendable			
460 Nonspendable fund balance	\$ –	\$ –	\$ –
Restricted			
401 Student activities	\$ 25,830	\$ 25,830	\$ –
402 Scholarships	\$ –	\$ –	\$ –
403 Staff development	\$ 200,000	\$ 200,000	\$ –
407 Capital projects levy	\$ –	\$ –	\$ –
408 Cooperative revenue	\$ –	\$ –	\$ –
413 Projects funded by COP	\$ –	\$ –	\$ –
414 Operating debt	\$ –	\$ –	\$ –
416 Levy reduction	\$ –	\$ –	\$ –
417 Taconite building maintenance	\$ –	\$ –	\$ –
424 Operating capital	\$ 1,107,204	\$ 1,107,204	\$ –
426 \$25 taconite	\$ –	\$ –	\$ –
427 Disabled accessibility	\$ –	\$ –	\$ –
428 Learning and development	\$ –	\$ –	\$ –
434 Area learning center	\$ –	\$ –	\$ –
435 Contracted alternative programs	\$ –	\$ –	\$ –
436 State approved alternative program	\$ –	\$ –	\$ –
438 Gifted and talented	\$ –	\$ –	\$ –
440 Teacher development and evaluation	\$ –	\$ –	\$ –
441 Basic skills programs	\$ –	\$ –	\$ –
448 Achievement and integration	\$ –	\$ –	\$ –
449 Safe schools levy	\$ –	\$ –	\$ –
451 QZAB payments	\$ –	\$ –	\$ –
452 OPEB liability not in trust	\$ –	\$ –	\$ –
453 Unfunded severance and retirement levy	\$ –	\$ –	\$ –
459 Basic skills extended time	\$ –	\$ –	\$ –
467 Long-term facilities maintenance	\$ –	\$ –	\$ –
472 Medical Assistance	\$ –	\$ –	\$ –
473 PPP loans	\$ –	\$ –	\$ –
474 EIDL loans	\$ –	\$ –	\$ –
464 Restricted fund balance	\$ –	\$ –	\$ –
475 Title VII – Impact Aid	\$ –	\$ –	\$ –
476 Payment in lieu of taxes	\$ –	\$ –	\$ –
Committed			
418 Committed for separation	\$ –	\$ –	\$ –
461 Committed fund balance	\$ 1,074,602	\$ 1,074,602	\$ –
Assigned			
462 Assigned fund balance	\$ 6,094,910	\$ 6,094,910	\$ –
Unassigned			
422 Unassigned fund balance	\$ 9,061,060	\$ 9,061,060	\$ –
Food Service			
Total revenue	\$ 1,424,437	\$ 1,424,438	\$ (1)
Total expenditures	\$ 1,429,720	\$ 1,429,720	\$ –
Nonspendable			
460 Nonspendable fund balance	\$ –	\$ –	\$ –
Restricted			
452 OPEB liability not in trust	\$ –	\$ –	\$ –
474 EIDL loans	\$ –	\$ –	\$ –
464 Restricted fund balance	\$ 921,842	\$ 921,842	\$ –
Unassigned			
463 Unassigned fund balance	\$ –	\$ –	\$ –
Community Service			
Total revenue	\$ 5,391,274	\$ 5,391,273	\$ 1
Total expenditures	\$ 5,230,357	\$ 5,230,357	\$ –
Nonspendable			
460 Nonspendable fund balance	\$ –	\$ –	\$ –
Restricted			
426 \$25 taconite	\$ –	\$ –	\$ –
431 Community education	\$ 492,617	\$ 492,617	\$ –
432 ECFE	\$ 76,232	\$ 76,232	\$ –
440 Teacher development and evaluation	\$ –	\$ –	\$ –
444 School readiness	\$ 68,726	\$ 68,726	\$ –
447 Adult basic education	\$ –	\$ –	\$ –
452 OPEB liability not in trust	\$ –	\$ –	\$ –
473 PPP loans	\$ –	\$ –	\$ –
474 EIDL loans	\$ –	\$ –	\$ –
464 Restricted fund balance	\$ 51,397	\$ 51,397	\$ –
Unassigned			
463 Unassigned fund balance	\$ –	\$ –	\$ –

INDEPENDENT SCHOOL DISTRICT NO. 273

Uniform Financial Accounting and Reporting Standards
 Compliance Table (continued)
 June 30, 2021

	Audit	UFARS	Audit – UFARS
Building Construction			
Total revenue	\$ 5,145,494	\$ 5,145,494	\$ –
Total expenditures	\$ 27,557,795	\$ 27,557,795	\$ –
Nonspendable			
460 Nonspendable fund balance	\$ 11,431	\$ 11,431	\$ –
Restricted			
407 Capital projects levy	\$ 659,275	\$ 659,275	\$ –
413 Projects funded by COP	\$ –	\$ –	\$ –
467 Long-term facilities maintenance	\$ 6,799,126	\$ 6,799,126	\$ –
464 Restricted fund balance	\$ –	\$ –	\$ –
Unassigned			
463 Unassigned fund balance	\$ (77,189)	\$ (77,189)	\$ –
Debt Service			
Total revenue	\$ 14,742,101	\$ 14,742,101	\$ –
Total expenditures	\$ 14,729,481	\$ 14,729,481	\$ –
Nonspendable			
460 Nonspendable fund balance	\$ –	\$ –	\$ –
Restricted			
425 Bond refundings	\$ –	\$ –	\$ –
433 Maximum effort loan	\$ –	\$ –	\$ –
451 QZAB payments	\$ –	\$ –	\$ –
467 Long-term facilities maintenance	\$ –	\$ –	\$ –
464 Restricted fund balance	\$ 3,314,963	\$ 3,314,963	\$ –
Unassigned			
463 Unassigned fund balance	\$ –	\$ –	\$ –
Trust			
Total revenue	\$ –	\$ –	\$ –
Total expenditures	\$ –	\$ –	\$ –
401 Student activities	\$ –	\$ –	\$ –
402 Scholarships	\$ –	\$ –	\$ –
422 Net position	\$ –	\$ –	\$ –
Custodial Fund			
Total revenue	\$ –	\$ –	\$ –
Total expenditures	\$ –	\$ –	\$ –
401 Student activities	\$ –	\$ –	\$ –
402 Scholarships	\$ –	\$ –	\$ –
448 Achievement and integration	\$ –	\$ –	\$ –
464 Restricted fund balance	\$ –	\$ –	\$ –
Internal Service			
Total revenue	\$ 871,285	\$ 871,285	\$ –
Total expenditures	\$ 896,278	\$ 896,278	\$ –
422 Net position	\$ 576,212	\$ 576,212	\$ –
OPEB Revocable Trust Fund			
Total revenue	\$ –	\$ –	\$ –
Total expenditures	\$ –	\$ –	\$ –
422 Net position	\$ –	\$ –	\$ –
OPEB Irrevocable Trust Fund			
Total revenue	\$ –	\$ –	\$ –
Total expenditures	\$ –	\$ –	\$ –
422 Net position	\$ –	\$ –	\$ –
OPEB Debt Service Fund			
Total revenue	\$ –	\$ –	\$ –
Total expenditures	\$ –	\$ –	\$ –
Nonspendable			
460 Nonspendable fund balance	\$ –	\$ –	\$ –
Restricted			
425 Bond refundings	\$ –	\$ –	\$ –
464 Restricted fund balance	\$ –	\$ –	\$ –
Unassigned			
463 Unassigned fund balance	\$ –	\$ –	\$ –

Note: Statutory restricted deficits, if any, are reported in unassigned fund balances in the financial statements in accordance with accounting principles generally accepted in the United States of America.

THIS PAGE INTENTIONALLY LEFT BLANK

Management Report

for

Independent School District No. 273
Edina, Minnesota

June 30, 2021

THIS PAGE INTENTIONALLY LEFT BLANK



PRINCIPALS

Thomas A. Karnowski, CPA
Paul A. Radosevich, CPA
William J. Lauer, CPA
James H. Eichten, CPA
Aaron J. Nielsen, CPA
Victoria L. Holinka, CPA/CMA
Jaclyn M. Huegel, CPA
Kalen T. Karnowski, CPA

To the School Board and Management of
Independent School District No. 273
Edina, Minnesota

We have prepared this management report in conjunction with our audit of Independent School District No. 273, Edina, Minnesota's (the District) financial statements for the year ended June 30, 2021. We have organized this report into the following sections:

- Audit Summary
- Funding Public Education in Minnesota
- Financial Trends of Your District
- Legislative Summary
- Accounting and Auditing Updates

We would be pleased to further discuss any of the information contained in this report or any other concerns that you would like us to address. We would also like to express our thanks for the courtesy and assistance extended to us during the course of our audit.

The purpose of this report is solely to provide those charged with governance of the District, management, and those who have responsibility for oversight of the financial reporting process comments resulting from our audit and information relevant to school district financing in Minnesota. Accordingly, this report is not suitable for any other purpose.

Malloy, Montague, Karnowski, Radosevich & Co., P.A.

Minneapolis, Minnesota
December 29, 2021

THIS PAGE INTENTIONALLY LEFT BLANK

AUDIT SUMMARY

The following is a summary of our audit work, key conclusions, and other information that we consider important or that is required to be communicated to the School Board, administration, or those charged with governance of the District.

OUR RESPONSIBILITY UNDER AUDITING STANDARDS GENERALLY ACCEPTED IN THE UNITED STATES OF AMERICA, *GOVERNMENT AUDITING STANDARDS*, AND TITLE 2 U.S. CODE OF FEDERAL REGULATIONS PART 200, *UNIFORM ADMINISTRATIVE REQUIREMENTS, COST PRINCIPLES, AND AUDIT REQUIREMENTS FOR FEDERAL AWARDS (UNIFORM GUIDANCE)*

We have audited the financial statements of the governmental activities, each major fund, and the aggregate remaining fund information of the District as of and for the year ended June 30, 2021. Professional standards require that we provide you with information about our responsibilities under auditing standards generally accepted in the United States of America, *Government Auditing Standards*, and the Uniform Guidance, as well as certain information related to the planned scope and timing of our audit. We have communicated such information to you verbally and in our audit engagement letter. Professional standards also require that we communicate to you the following information related to our audit.

PLANNED SCOPE AND TIMING OF THE AUDIT

We performed the audit according to the planned scope and timing previously discussed and coordinated in order to obtain sufficient audit evidence and complete an effective audit.

AUDIT OPINION AND FINDINGS

Based on our audit of the District's financial statements for the year ended June 30, 2021:

- We have issued an unmodified opinion on the District's basic financial statements.
- We reported no deficiencies in the District's internal control over financial reporting that we considered to be material weaknesses.
- The results of our testing disclosed no instances of noncompliance required to be reported under *Government Auditing Standards*.
- We reported that the Schedule of Expenditures of Federal Awards is fairly stated, in all material respects, in relation to the basic financial statements.
- The results of our tests indicate that the District has complied, in all material respects, with the types of compliance requirements that could have a direct and material effect on each of its major federal programs.
- We reported no deficiencies in the District's internal controls over compliance that we considered to be material weaknesses with the types of compliance requirements that could have a direct and material effect on each of its major federal programs.
- We reported the following finding based on our testing of the District's compliance with Minnesota laws and regulations:
 1. Minnesota Statutes require unclaimed property held for more than three years (or one year for unpaid compensation) to be reported and paid or delivered to the state Commissioner of Commerce each year. This requirement was not met by the District for the current audit year.

FOLLOW-UP ON PRIOR YEAR FINDINGS AND RECOMMENDATIONS

As a part of our audit of the District's financial statements for the year ended June 30, 2021, we performed procedures to follow-up on any findings and recommendations that resulted from our prior year audit. We reported the following findings that were corrected by the District in the current year:

- During our audit of the year ended June 30, 2020, we reported one deficiency in the District's internal control over financial reporting that we considered to be a material weakness. Due to the significant amount of staff transition in the District's Business Services Department, the effectiveness of some internal control procedures was diminished, due to a lack of timely periodic and year-end account reconciliations. Based on our testing, there was no similar finding in the current year.
- During our audit of the year ended June 30, 2020, we reported one matter involving the District's internal controls over compliance that we considered to be a significant deficiency with the types of compliance requirements that could have a direct and material effect on each of its major federal programs. The District did not have sufficient controls in place in its child nutrition cluster federal programs to ensure compliance with suspension and debarment requirements to document verification that vendors used are not suspended or debarred from participating in a contract involving federal funds. Based on our testing, there was no similar finding in the current year.
- During our audit of the year ended June 30, 2020, we reported one finding based on our testing of the District's compliance with Minnesota laws and regulations. For 1 of 5 contracts selected for testing that were completed during the 2020 fiscal year, the statutory requirement to obtain a Form IC134 or Contractor's Withholding Affidavit prior to making the final payment to a contractor, was not met. Based on our testing, there was no similar finding in the current year.

OTHER OBSERVATIONS AND RECOMMENDATIONS

Uniform Guidance Written Controls and Micro-Purchase Threshold

Federal Uniform Guidance requires that nonfederal entities must have and use documented procurement procedures consistent with 2CFR § 200.317-320 for the acquisition of property or services required under a federal award or subaward. Effective August 31, 2020, the federal micro-purchase threshold, which is the threshold that allows for procurements without soliciting competitive price or rate quotations given certain conditions, was increased from \$3,500 to \$10,000 in the Federal Acquisition Regulations (FAR).

Effective November 12, 2020, the Uniform Guidance was also revised to allow nonfederal entities to establish a micro-purchase threshold higher than the \$10,000 threshold established in the FAR under certain circumstances. The nonfederal entity may self-certify a micro-purchase threshold up to \$50,000 if the requirements in 2CFR § 200.320(a)(1)(iv) are followed. Requirements include an *annual* self-certification and clear documentation of the justification to support the increase in the threshold. Acceptable reasons for justification must meet *one* of the following criteria:

- A qualification as a low-risk auditee, in accordance with the criteria in § 200.520 for the most recent audit,
- An annual internal institutional risk assessment to identify, mitigate, and manage financial risks, or,
- A higher threshold consistent with state law.

This flexibility would allow Minnesota local governments to increase and align their federal procurement procedures, specifically the micro-purchase threshold, with state law, which allows for procurements below \$25,000 to be made without competitive price or rate quotations.

We recommend that the District review its current federal procurement policy. If the micro-purchase threshold in your currently adopted policy is below the allowable FAR limit of \$10,000, you would need to make a one-time amendment to the policy to adopt the \$10,000 FAR limit before using it. If you prefer to increase your federal micro-purchase threshold to \$25,000 to align it with state law, in addition to amending your federal procurement policy, you would need to annually certify the higher threshold and the justification for using the higher threshold.

SIGNIFICANT ACCOUNTING POLICIES

Management is responsible for the selection and use of appropriate accounting policies. The significant accounting policies used by the District are described in Note 1 of the notes to basic financial statements. No new accounting policies were adopted and the application of existing policies was not changed during the fiscal year ended June 30, 2021.

We noted no transactions entered into by the District during the year for which there is a lack of authoritative guidance or consensus. All significant transactions have been recognized in the financial statements in the proper period.

ACCOUNTING ESTIMATES AND MANAGEMENT JUDGMENTS

Accounting estimates are an integral part of the financial statements prepared by management and are based on management's knowledge and experience about past and current events and assumptions about future events. Certain accounting estimates are particularly sensitive because of their significance to the financial statements and because of the possibility that future events affecting them may differ significantly from those expected. The most sensitive estimates affecting the financial statements were:

General education revenue and certain other revenues are computed by applying an allowance per student to the number of students served by the District. Student attendance is accumulated in a state-wide database—MARSS. Because of the complexity of student accounting and because of certain enrollment options, student information is input by other school districts and the MARSS data for the current fiscal year is not finalized until after the District has closed its financial records. General education revenue and certain other revenues are computed using preliminary information on the number of students served in the resident district and also utilizing some estimates, particularly in the area of enrollment options.

Special education state aid includes an adjustment related to tuition billings to and from other school districts for special education services, which are computed using formulas derived by the Minnesota Department of Education (MDE). Because of the timing of the calculations, this adjustment for the current fiscal year is not finalized until after the District has closed its financial records. The impact of this adjustment on the receivable and revenue recorded for state special education aid is calculated using preliminary information available to the District.

The District has recorded a liability in the Statement of Net Position for severance benefits payable for which it is probable employees will be compensated. The "vesting method" used by the District to calculate this liability is based on assumptions involving the probability of employees becoming eligible to receive the benefits (vesting), the potential use of accumulated sick leave prior to termination, and the age at which such employees are likely to retire.

The District has recorded activity for pension benefits and other post-employment benefits (OPEB). These obligations are calculated using actuarial methodologies primarily described in Governmental Accounting Standards Board (GASB) Statement Nos. 68, 73, and 75. These actuarial calculations include significant assumptions, including projected changes, healthcare insurance costs, investment returns, retirement ages, proportionate share, and employee turnover.

The depreciation of capital assets involves estimates pertaining to useful lives.

The District's self-insured activities require recording a liability for claims incurred, but not yet reported, which are based on estimates.

We evaluated the key factors and assumptions used by management to develop the estimates discussed above in determining that they are reasonable in relation to the financial statements taken as a whole.

Certain financial statement disclosures are particularly sensitive because of their significance to financial statement users. The disclosures included in the notes to the basic financial statements related to OPEB and pension benefits are particularly sensitive, due to the materiality of the liabilities, and the large and complex estimates involved in determining the disclosures.

The financial statement disclosures are neutral, consistent, and clear.

DIFFICULTIES ENCOUNTERED IN PERFORMING THE AUDIT

We encountered no significant difficulties in dealing with management in performing and completing our audit.

CORRECTED AND UNCORRECTED MISSTATEMENTS

Professional standards require us to accumulate all known and likely misstatements identified during the audit, other than those that are clearly trivial, and communicate them to the appropriate level of management. There were no misstatements detected as a result of audit procedures that were material, either individually or in the aggregate, to each opinion unit's financial statements taken as a whole.

DISAGREEMENTS WITH MANAGEMENT

For purposes of this letter, a disagreement with management is a financial accounting, reporting, or auditing matter, whether or not resolved to our satisfaction, that could be significant to the financial statements or the auditor's report. We are pleased to report that no such disagreements arose during the course of our audit.

MANAGEMENT REPRESENTATIONS

We have requested certain representations from management that are included in the management representation letter dated December 29, 2021.

MANAGEMENT CONSULTATIONS WITH OTHER INDEPENDENT ACCOUNTANTS

In some cases, management may decide to consult with other accountants about auditing and accounting matters, similar to obtaining a "second opinion" on certain situations. If a consultation involves application of an accounting principle to the District's financial statements or a determination of the type of auditor's opinion that may be expressed on those statements, our professional standards require the consulting accountant to check with us to determine that the consultant has all the relevant facts. To our knowledge, there were no such consultations with other accountants.

OTHER AUDIT FINDINGS OR ISSUES

We generally discuss a variety of matters, including the application of accounting principles and auditing standards with management each year prior to retention as the District's auditors. However, these discussions occurred in the normal course of our professional relationship and our responses were not a condition to our retention.

OTHER MATTERS

We applied certain limited procedures to the management's discussion and analysis (MD&A) and the pension and OPEB-related required supplementary information (RSI) that supplements the basic financial statements. Our procedures consisted of inquiries of management regarding the methods of preparing the information and comparing the information for consistency with management's responses to our inquiries, the basic financial statements, and other knowledge we obtained during our audit of the basic financial statements. We did not audit the RSI and do not express an opinion or provide any assurance on the RSI.

We were engaged to report on the supplemental information, Schedule of Expenditures of Federal Awards, and the Uniform Financial Accounting and Reporting Standards (UFARS) Compliance Table, accompanying the financial statements, which are not RSI. With respect to this supplementary information, we made certain inquiries of management and evaluated the form, content, and methods of preparing the information to determine that the information complies with accounting principles generally accepted in the United States of America, the method of preparing it has not changed from the prior period, and the information is appropriate and complete in relation to our audit of the financial statements. We compared and reconciled the supplementary information to the underlying accounting records used to prepare the financial statements or to the financial statements themselves.

We were not engaged to report on the introductory section and other district information, which accompany the financial statements, but are not RSI. Such information has not been subjected to the auditing procedures applied in the audit of the basic financial statements and, accordingly, we do not express an opinion or provide any assurance on it.

FUNDING PUBLIC EDUCATION IN MINNESOTA

Due to its complexity, it would be impossible to fully explain the funding of public education in Minnesota within this report. A summary of legislative changes affecting school districts included later in this report gives an indication of how complicated the funding system is. This section provides selected state-wide funding and financial trend information.

BASIC GENERAL EDUCATION REVENUE

The largest single funding source for Minnesota school districts is basic general education aid. Each year, the Legislature sets a basic formula allowance. Total basic general education revenue is calculated by multiplying the formula allowance by the number of pupil units for which a district is entitled to aid. Pupil units are calculated using a legislatively determined weighting system applied to average daily membership (ADM). Over the years, various modifications have been made to this calculation, including changes in weighting and special consideration for declining enrollment districts.

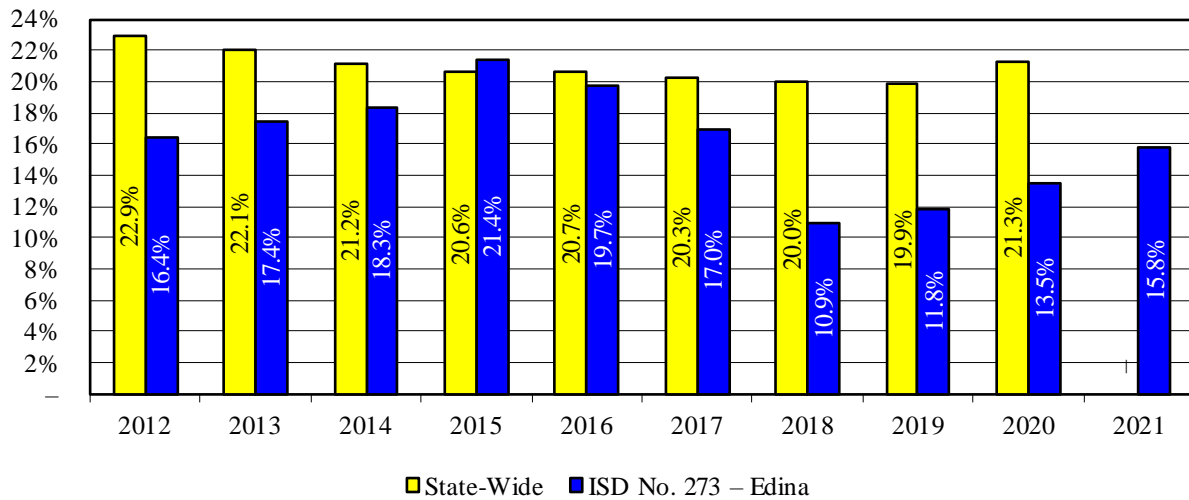
The table below presents a summary of the formula allowance for the past decade and as approved for the next two fiscal years. The 2021 Legislature approved per pupil increases of \$161 for fiscal 2022 and \$135 for fiscal 2023. The amount of the formula allowance and the percentage change from year-to-year excludes temporary funding changes, the “roll-in” of aids that were previously funded separately, and changes that may vary dependent on actions taken by individual districts. The \$529 increase in 2015 was offset by changes to pupil weightings and the general education aid formula that resulted in an increase equivalent to approximately \$105, or 2.0 percent, state-wide.

Fiscal Year Ended June 30,	Formula Allowance	
	Amount	Percent Increase
2012	\$ 5,174	1.00 %
2013	\$ 5,224	1.00 %
2014	\$ 5,302	1.50 %
2015	\$ 5,831	2.00 %
2016	\$ 5,948	2.00 %
2017	\$ 6,067	2.00 %
2018	\$ 6,188	2.00 %
2019	\$ 6,312	2.00 %
2020	\$ 6,438	2.00 %
2021	\$ 6,567	2.00 %
2022	\$ 6,728	2.45 %
2023	\$ 6,863	2.00 %

STATE-WIDE SCHOOL DISTRICT FINANCIAL HEALTH

One of the most common and comparable statistics used to evaluate school district financial health is the unrestricted operating fund balance as a percentage of operating expenditures.

State-Wide Unrestricted Operating Fund Balance
as a Percentage of Operating Expenditures



Note: State-wide information is not available for fiscal 2021.

The calculation above reflects only the unrestricted fund balance of the General Fund, and the corresponding expenditures, which is the same method the state uses for the calculation of statutory operating debt. We have also included the comparable percentages for your district.

The average unrestricted fund balance as a percentage of operating expenditures maintained by Minnesota school districts decreased gradually from 22.9 percent at the end of fiscal 2012 to 19.9 percent at the end of fiscal 2019, a period of relative stability in the state's economic condition and school funding. This ratio increased back up to 21.3 percent at the end of fiscal 2020, the highest level since 2014.

The District's unrestricted operating fund balance as a percentage of operating expenditures was 15.8 percent at the end of the current year, as compared to 13.5 percent at June 30, 2020.

The table below shows a comparison of governmental fund revenue per ADM received by Minnesota school districts and your district. Revenues for all governmental funds are included, except for the Capital Projects – Building Construction Fund. Other financing sources, such as proceeds from sales of capital assets, insurance recoveries, bond sales, loans, and interfund transfers, are also excluded.

Governmental Funds Revenue per Student (ADM) Served								
	State-Wide		Metro Area		ISD No. 273 – Edina			
	2019	2020	2019	2020	2019	2020	2021	
General Fund								
Property taxes	\$ 2,140	\$ 2,345	\$ 2,796	\$ 3,100	\$ 3,915	\$ 3,991	\$ 4,686	
Other local sources	556	538	454	417	600	541	322	
State	9,883	10,144	9,885	10,127	9,067	9,362	9,786	
Federal	475	480	499	499	285	216	562	
Total General Fund	13,054	13,507	13,634	14,143	13,867	14,110	15,356	
Special revenue funds								
Food Service	559	554	556	539	360	295	172	
Community Service	676	632	797	732	954	889	653	
Debt Service Fund	1,229	1,322	1,287	1,385	1,793	1,920	1,785	
Total revenue	\$ 15,518	\$ 16,015	\$ 16,274	\$ 16,799	\$ 16,974	\$ 17,214	\$ 17,966	
ADM served per MDE School District Profiles Report (current year estimated)					<u>8,445</u>	<u>8,388</u>	<u>8,260</u>	
Note: Excludes the Capital Projects – Building Construction Fund.								
Source of state-wide and metro area data: School District Profiles Report published by the MDE								

ADM used in the table above and on the following page are consistent with those used in the MDE School District Profiles Report, which include extended time ADM, and may differ from ADM reported in other tables.

The mix of local and state revenues vary from year-to-year primarily based on funding formulas and the state’s financial condition. The mix of revenue components from district to district varies, due to factors such as the strength of property values, mix of property types, operating and bond referendums, enrollment trends, density of population, types of programs offered, and countless other criteria.

Changes in enrollment also impact comparisons in the table above and on the next page when revenue and expenditures are based on fixed costs, such as debt levies and principal and interest on outstanding indebtedness.

The District earned approximately \$148.4 million in the governmental funds reflected above in fiscal 2021, an increase of \$4.0 million (2.8 percent), or \$752 per ADM, from the prior year. Increases in revenue from property taxes, general education and special education state aids, and COVID-19-related federal funding, contributed to increases totaling \$1,465 per ADM in those three respective General Fund revenue categories. Revenues from other local sources in the General Fund (down \$219 per ADM), along with food service revenues (down \$123 per ADM) and community service revenues (down \$236 per ADM), all decreased from last year, due primarily to the impact of COVID-19 restrictions. Debt service revenue, which is primarily from property taxes, decreased \$135 per ADM, due to a decrease in scheduled debt levies.

The following table reflects similar comparative data available from the MDE for all governmental fund expenditures, excluding the Capital Projects – Building Construction Fund. Other financing uses, such as bond refundings and transfers, are also excluded.

Governmental Funds Expenditures per Student (ADM) Served							
	State-Wide		Metro Area		ISD No. 273 – Edina		
	2019	2020	2019	2020	2019	2020	2021
General Fund							
Administration and district support	\$ 1,065	\$ 1,093	\$ 1,078	\$ 1,100	\$ 736	\$ 693	\$ 732
Elementary and secondary regular instruction	5,787	5,881	6,112	6,231	6,592	6,703	6,828
Vocational education instruction	180	186	165	171	44	50	42
Special education instruction	2,380	2,481	2,505	2,626	2,504	2,687	2,732
Instructional support services	669	683	751	787	675	666	865
Pupil support services	1,178	1,203	1,282	1,316	1,206	1,165	1,127
Sites, buildings, and other	960	952	907	910	1,198	1,421	1,504
Total General Fund – noncapital	12,219	12,479	12,800	13,141	12,955	13,385	13,830
General Fund capital expenditures	721	748	675	717	476	644	512
Total General Fund	12,940	13,227	13,475	13,858	13,431	14,029	14,342
Special revenue funds							
Food Service	561	556	556	548	349	316	173
Community Service	675	661	799	774	939	937	633
Debt Service Fund	1,313	1,360	1,308	1,379	1,737	1,876	1,783
Total expenditures	<u>\$ 15,489</u>	<u>\$ 15,804</u>	<u>\$ 16,138</u>	<u>\$ 16,559</u>	<u>\$ 16,456</u>	<u>\$ 17,158</u>	<u>\$ 16,931</u>
ADM served per MDE School District Profiles Report (current year estimated)					<u>8,445</u>	<u>8,388</u>	<u>8,260</u>
Note: Excludes the Capital Projects – Building Construction Fund.							
Source of state-wide and metro area data: School District Profiles Report published by the MDE							

Expenditure patterns also vary from district to district for various reasons. Factors affecting the comparison include the growth cycle or maturity of the District, average employee experience, availability of funding, population density, program participation, and even methods of allocating costs.

The District spent approximately \$139.9 million in the governmental funds reflected above in fiscal 2021, a decrease of \$4.1 million (2.8 percent), or \$227 per ADM. General Fund noncapital expenditures increased \$445 per ADM. The largest increases were in instructional support services (\$199 per ADM), elementary and secondary regular instruction (\$125 per ADM), and sites, buildings, and other (\$83 per ADM). General Fund capital expenditures were \$132 per ADM lower than last year, due to a decrease in facilities maintenance capital projects. Food service expenditures (down \$143 per ADM) and community service expenditures (down \$304 per ADM) decreased, primarily due to the impact of COVID-19 restrictions, consistent with the decrease in revenues previously discussed. Debt service expenditures decreased \$93 per pupil, due to decreases in scheduled principal payments on outstanding bonds.

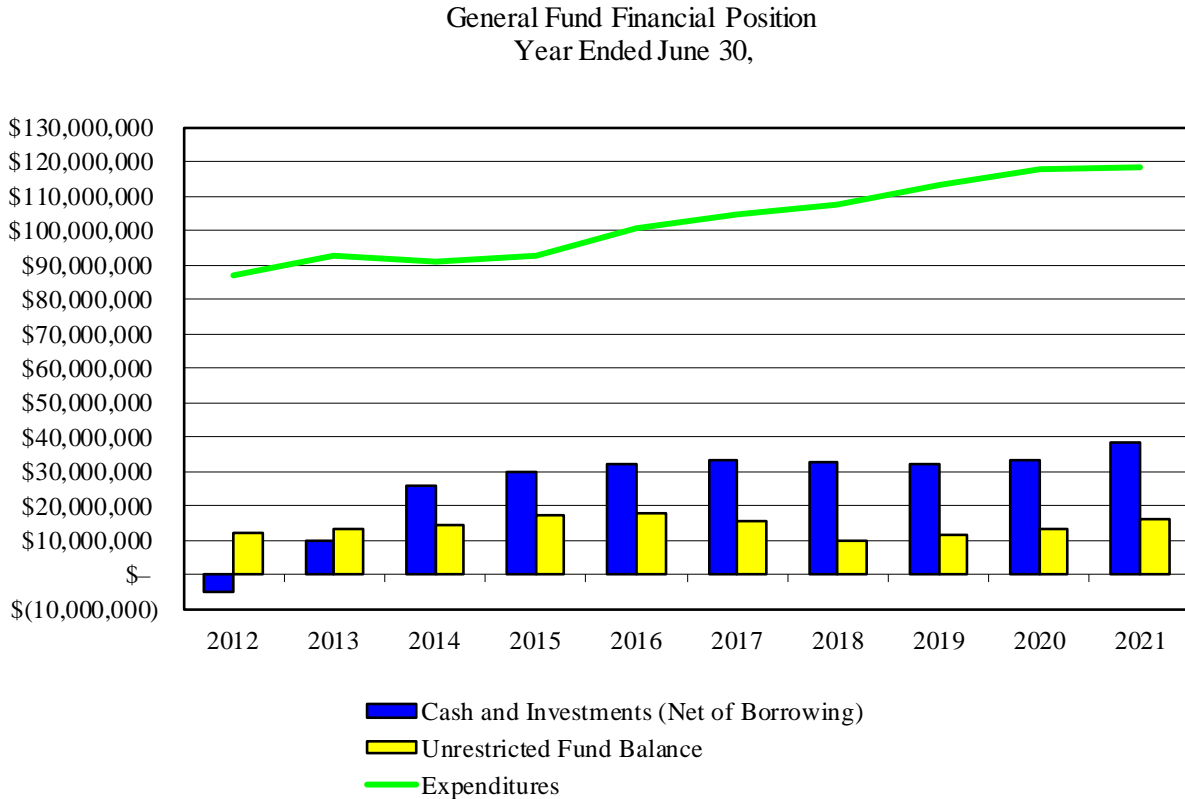
SUMMARY

The COVID-19 pandemic caused numerous financial and operational challenges for districts in fiscal 2021; creating instability in student populations, requiring numerous shifts in the delivery of educational services, and resulting in substantial new and unfamiliar federal revenue streams, to name a few. Such challenges are expected to continue into the foreseeable future, as districts strive to provide a safe and effective learning experience for their students in this uncertain and unprecedented environment.

FINANCIAL TRENDS OF YOUR DISTRICT

GENERAL FUND FINANCIAL POSITION

The following graph displays the District’s General Fund trends of financial position and changes in the volume of financial activity. Unrestricted fund balance and cash balance are two indicators of financial health, while annual expenditures are often used to measure the size of the operation.



The District ended fiscal year 2021 with a General Fund cash balance of \$38,310,611 (net of any interfund receivables and payables), an increase of \$4,891,058 from the previous year.

Total fund balance at year-end was \$17,563,606, an increase of \$2,669,512, compared to a budgeted decrease of \$2,018,459. Unrestricted fund balances, as pictured above, (consisting of committed, assigned, or unassigned fund balances) at year-end were \$16,230,572, an increase of \$2,795,710.

Legislatively-approved changes in the metering of state aid payments to school districts and in the tax shift significantly impacted cash and investment balances in certain years presented in the above graph.

The following table presents the components of the General Fund balance for the past five years:

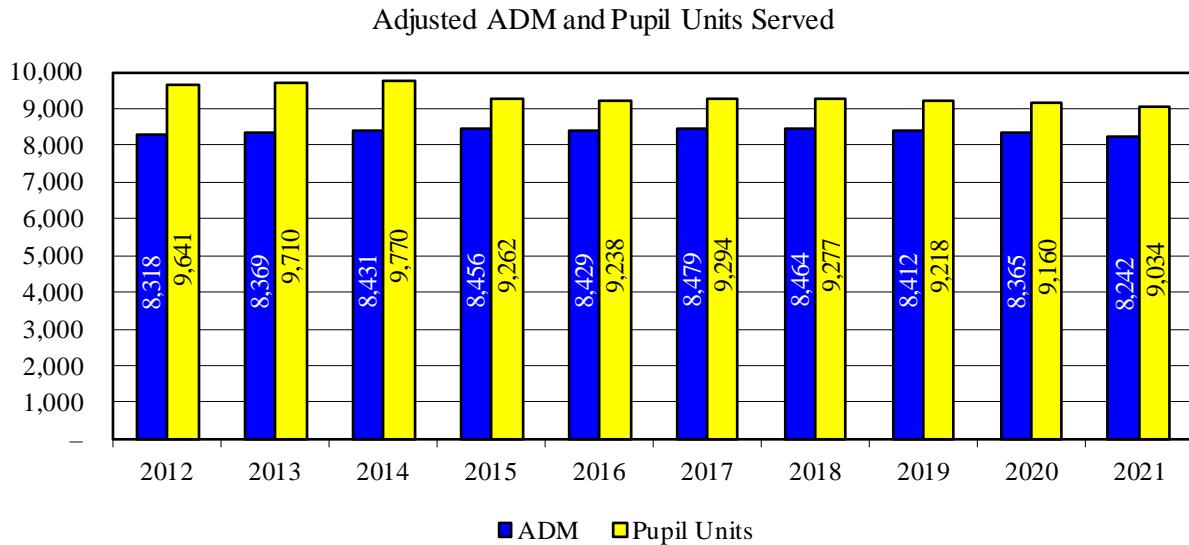
	June 30,				
	2017	2018	2019	2020	2021
Nonspendable fund balances	\$ 128,765	\$ 714,427	\$ 31,133	\$ –	\$ –
Restricted fund balances (1)	3,107,162	3,289,820	2,624,734	1,459,232	1,333,034
Unrestricted fund balances					
Committed	2,838,407	927,819	1,037,614	1,068,409	1,074,602
Assigned	5,773,902	3,535,342	3,534,808	3,752,941	6,094,910
Unassigned	6,843,919	5,268,594	6,954,177	8,613,512	9,061,060
Total fund balance	<u>\$ 18,692,155</u>	<u>\$ 13,736,002</u>	<u>\$ 14,182,466</u>	<u>\$ 14,894,094</u>	<u>\$ 17,563,606</u>
Unrestricted fund balances as a percentage of expenditures	<u>14.7%</u>	<u>9.0%</u>	<u>10.2%</u>	<u>11.4%</u>	<u>13.7%</u>
Unassigned fund balances as a percentage of expenditures	<u>6.5%</u>	<u>4.9%</u>	<u>6.1%</u>	<u>7.3%</u>	<u>7.6%</u>
(1) Includes deficits in restricted fund balance accounts allowed to accumulate deficits under UFARS, which are part of unassigned fund balance on the accounting principles generally accepted in the United States of America-based financial statements.					

The table above reflects the total General Fund unrestricted fund balance and percentages, which differs from those used in the previous discussion of state-wide fund balances, which are based on a state formula. The resources represented by this fund balance are critical to a district's ability to maintain adequate cash flow throughout the year, to retain its programs, and to cushion against the impact of unexpected costs or funding shortfalls.

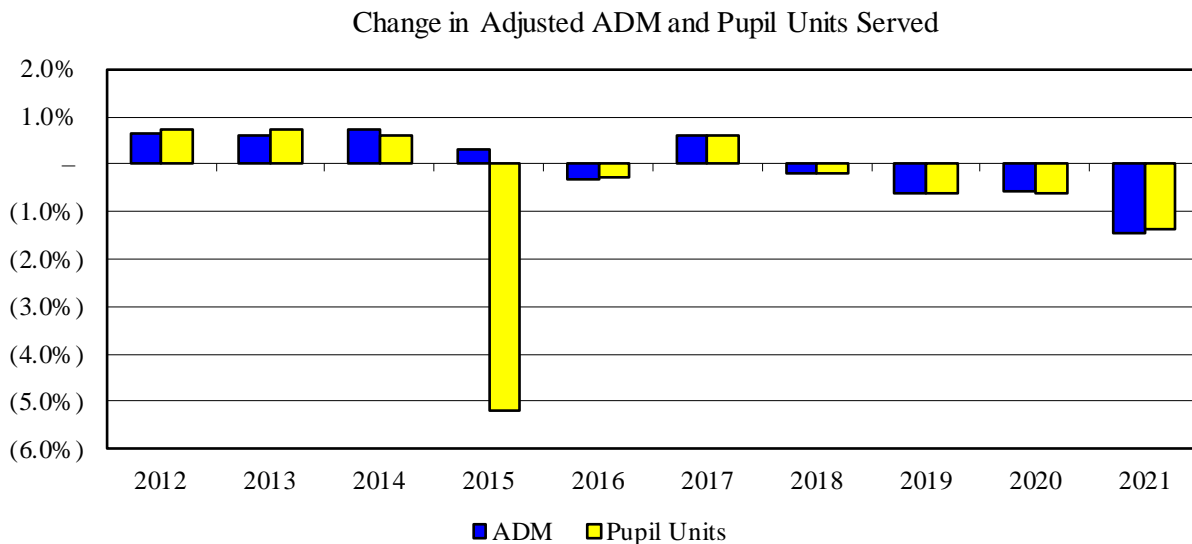
At June 30, 2021, unrestricted fund balances in the General Fund represented 13.7 percent of annual expenditures, or about 7 weeks of operations assuming level spending throughout the year.

AVERAGE DAILY MEMBERSHIP AND PUPIL UNITS

The following graph presents the District's adjusted ADM and pupil units served for the past 10 years:



The following graph shows the rate of change in ADM served by the District from year-to-year, along with the change in the resulting pupil units:



Note: the change in pupil units for 2015 includes the effect of legislative reductions to pupil weights.

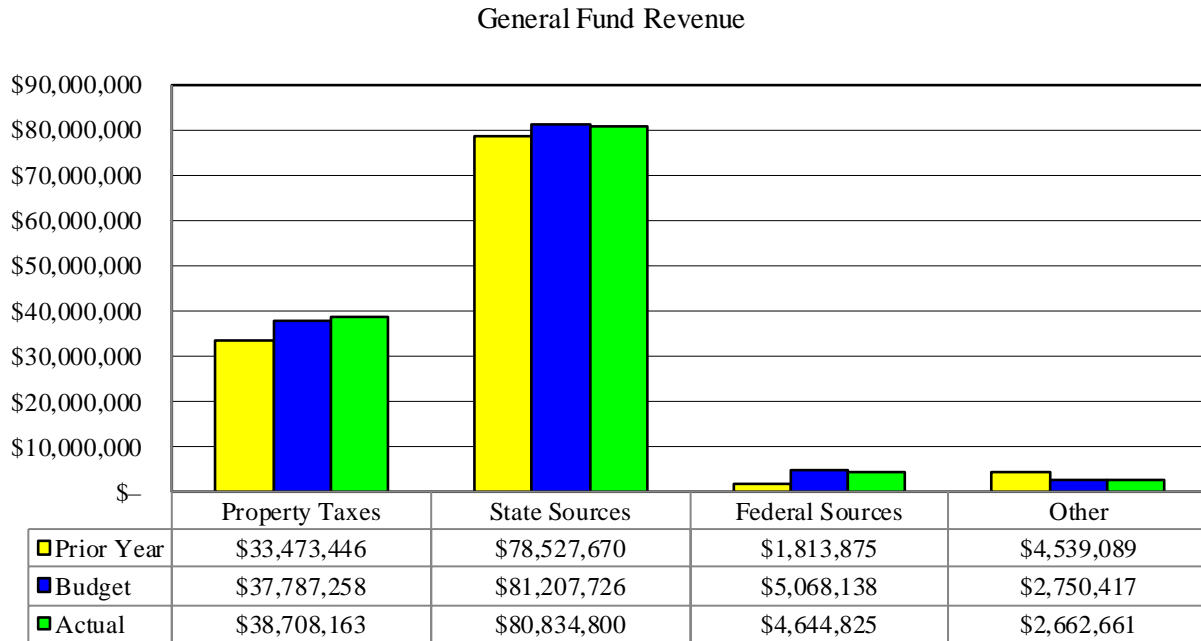
ADM is a measure of students attending class, which is then converted to pupil units (the base for determining revenue) using a statutory formula. Not only is the original budget based on ADM estimates, the final audited financial statements are based on updated, but still estimated, ADM since the counts are not finalized until around January of the following year. When viewing revenue budget variances, one needs to consider these ADM changes, the impact of the prior year final adjustments, which affect this year's revenue, and also the final adjustments caused by open enrollment gains and losses.

Adjusted ADM served by the District decreased 123 from the prior year to 8,242.

The number of pupil units served by the District for aid in fiscal 2021 was 9,034, a decrease of 126 (1.4 percent) from the prior year.

GENERAL FUND REVENUES

The following graph summarizes the District's General Fund revenue for 2021:



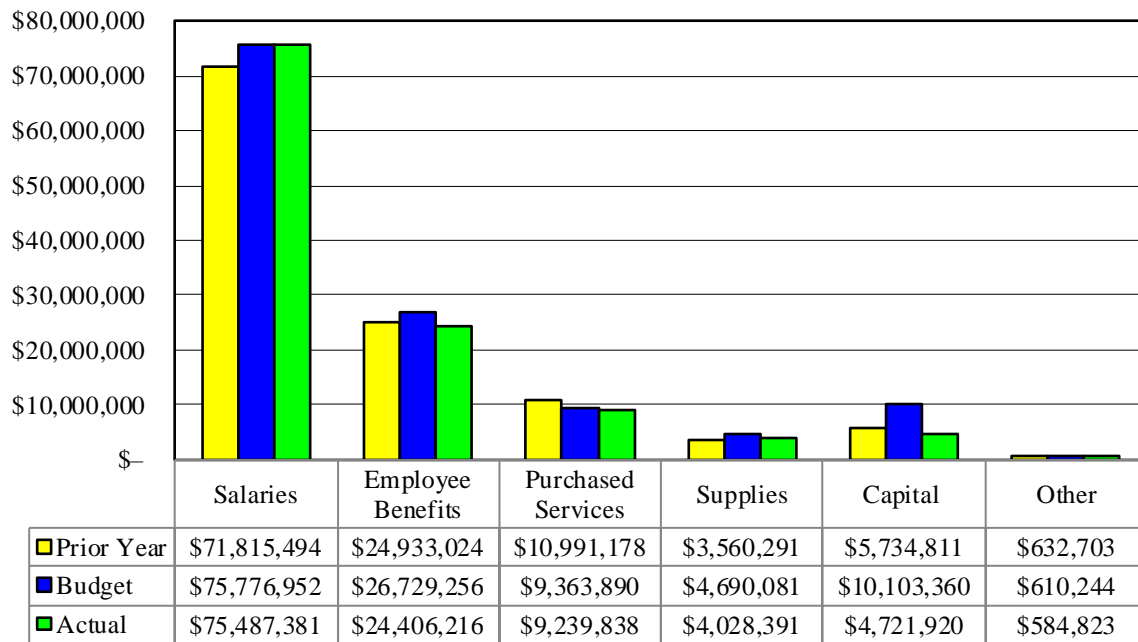
Total General Fund revenues were \$126,850,449 for the year ended June 30, 2021, which was \$36,910 (less than 0.1 percent) over the final budget. Property tax revenue was over budget by \$920,905, as the District budgeted for some of this revenue in the Capital Projects – Building Construction Fund instead of the General Fund. State sources revenue was \$372,926 under budget, due to the decrease in students served exceeding expectations and the impact of COVID-19. Federal sources revenue was \$423,313 under budget, due to the District budgeting for their full entitlement of the coronavirus relief funds received in the General Fund, but actually spending some of their entitlement in the Community Service Special Revenue Fund, as well as less overall federal spending than anticipated. Revenues from other local sources (including gifts, bequests, tuition, rental, and investment income) were \$87,756 under budget, mainly due to investment earnings being less than anticipated.

General Fund total revenues were \$8,496,369 (7.2 percent) more than the previous year. Property taxes were \$5,234,717 more than last year, due to an increase in the voter-approved levy and a decrease in cancellations and abatements in 2021. Revenue from state sources was \$2,307,130 higher than the previous year, primarily due to increases in general education and special education aids. Revenue from federal grants increased \$2,830,950, due to the new COVID-19-related funding received. Revenues from other local sources decreased \$1,876,428 from last year, mainly due to the change in learning models and pandemic restrictions causing decreases in activity fees and admissions collected.

GENERAL FUND EXPENDITURES

The following graph presents the District's General Fund expenditures for 2021:

General Fund Expenditures

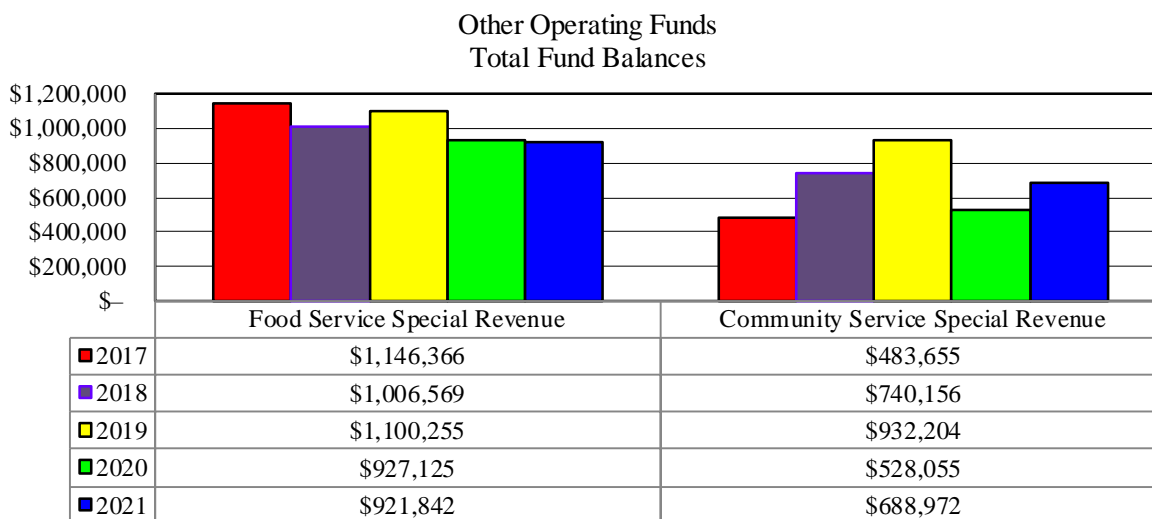


Total General Fund expenditures were \$118,468,569 for the year ended June 30, 2021, which was \$8,805,214 (6.9 percent) under the final budget. Expenditures were under budget in the elementary and secondary regular instruction and special education instruction program areas, due to the District implementing a distance learning model and COVID-19 restrictions. Expenditures were also under budget in the sites and buildings program area, mainly in capital outlay, due to long-term facilities maintenance program projects budgeted in the General Fund that were accounted for in the Capital Projects – Building Construction Fund. The General Fund transferred \$6,035,164 to the Capital Projects – Building Construction Fund during the year, which was \$4,476,949 more than budgeted, to allocate long-term facilities maintenance funding for project costs paid from that fund.

Total General Fund expenditures were \$801,068 (0.7 percent) more than the prior year. Salaries and benefits were \$3,145,079 (3.3 percent) higher than last year, due to contractual wage increases. Purchased service costs were \$1,751,340 lower than last year, primarily in sites and buildings, elementary and secondary regular instruction, and special education instruction. Capital outlay expenditures decreased \$1,012,891 from the prior year, due to the District completing fewer maintenance projects than last year.

OTHER FUNDS OF THE DISTRICT

The following graph shows what is referred to as the other operating funds. The remaining nonoperating funds are only included in narrative form below, since their level of fund balance can fluctuate significantly, due to such things as issuing and spending the proceeds of refunding or building bonds and, therefore, the trend of fund balance levels is not necessarily a key indicator of financial health. It does not mean that these funds cannot experience financial trouble or that their fund balances are unimportant.



Food Service Special Revenue Fund

The District's Food Service Special Revenue Fund ended fiscal 2021 with a fund balance decrease of \$5,283, compared to a budgeted decrease of \$352,387. Food service revenue was \$1,424,437, which is more than budget by \$192,468, mainly in federal sources due to program participation in the District's Summer Food Service Program for Children being difficult to predict, as it was the first full year of operating this program. Expenditures were \$1,429,720, under budget by \$154,636, mainly in salaries and benefits. The ending fund balance of \$921,842 in this fund represents 64.5 percent of current year expenditures.

Community Service Special Revenue Fund

The District's Community Service Special Revenue Fund ended fiscal 2021 with a fund balance increase of \$160,917, compared to a budgeted increase of \$199,093. Revenues were \$5,391,274, which was more than budget by \$684,746, mainly due to COVID-19-related federal funding received that was not anticipated in the budget. Expenditures were \$5,230,357 (over budget by \$722,922), mainly in salaries and benefits. The \$688,972 year-end fund balance represents 13.2 percent of current year expenditures.

Capital Projects – Building Construction Fund

Total fund balance in the Capital Projects – Building Construction Fund decreased \$5,021,296 in fiscal 2021, compared to a budgeted decrease of \$5,226,360. The decrease was due to the District continuing construction and renovations of district buildings, which was funded by the building bonds issued in the previous years and the facilities maintenance bonds issued in the current year. The year-end fund balance of \$7,392,643 includes: \$11,431 nonspendable for prepaid items, \$659,275 restricted for capital projects levy projects, \$6,799,126 restricted for long-term facilities maintenance, and a deficit \$77,189 of unassigned fund balance, related to expenditures made in advance of an anticipated future bond issue.

Debt Service Fund

The funding of debt service is controlled in accordance with each outstanding debt issue's financing plan. At June 30, 2021, this fund had a fund balance of \$3,314,963 available for future debt service needs.

GOVERNMENT-WIDE FINANCIAL STATEMENTS

The District's financial statements include fund-based information that focuses on budgetary compliance, and the sufficiency of the District's current assets to finance its current liabilities. The governmental reporting model also requires the inclusion of two government-wide financial statements designed to present a clear picture of the District as a single, unified entity. These government-wide financial statements provide information on the total cost of delivering educational services, including capital assets and long-term liabilities.

Theoretically, net position represents district resources available for providing services after its debts are settled. However, those resources are not always in expendable form, or there may be restrictions on how some of those resources can be used. Therefore, this statement divides net position into three components: net investment in capital assets, restricted, and unrestricted. The following table presents a summarized reconciliation of the District's governmental fund balances to net position, and the separate components of net position for the last two years:

	June 30,		Change
	2021	2020	
Net position – governmental activities			
Total fund balances – governmental funds	\$ 29,882,026	\$ 31,790,173	\$ (1,908,147)
Total capital assets, net of depreciation	276,700,869	265,650,906	11,049,963
Bonds, certificates, capital leases, and other	(202,552,503)	(200,362,447)	(2,190,056)
Pension and OPEB liabilities and deferrals	(146,825,625)	(140,684,642)	(6,140,983)
Other adjustments	(2,138,534)	(2,299,413)	160,879
Total net position – governmental activities	\$ (44,933,767)	\$ (45,905,423)	\$ 971,656
Net position			
Net investment in capital assets	\$ 74,779,603	\$ 69,414,627	\$ 5,364,976
Restricted	10,673,134	11,777,774	(1,104,640)
Unrestricted	(130,386,504)	(127,097,824)	(3,288,680)
Total net position	\$ (44,933,767)	\$ (45,905,423)	\$ 971,656

Some of the District's fund balances translate into restricted net position by virtue of external restrictions (statutory restrictions) or by the nature of the fund they are in (e.g., Food Service Special Revenue Fund). The unrestricted category consists mainly of the General Fund unrestricted fund balances, offset against noncapital long-term obligations, such as pension, severance, and OPEB benefits payable.

Total net position increased \$971,656 in fiscal 2021.

Net investment in capital assets, which increased by \$5,364,976, is typically determined by the relationship between the depreciation of capital assets and the repayment of the debt issued to construct or acquire the assets. The current year increase was also impacted by capital asset additions financed through tax levies or other nondebt related resources. Restricted net position decreased \$1,104,640, mainly in amounts restricted for capital asset acquisition. Unrestricted net position decreased \$3,288,680, mainly due to the changes in the funding levels of the state-wide Public Employees Retirement Association and Teachers Retirement Association pension plans.

THIS PAGE INTENTIONALLY LEFT BLANK

LEGISLATIVE SUMMARY

In a typical year, the primary focus of the 2021 Minnesota legislative session would have been the development of the state's fiscal year (FY) 2022–2023 biennial budget. However, given the significant events of the preceding year, including the COVID-19 pandemic and death of George Floyd while in police custody, the focus of the regular session shifted to legislation responding to the pressing issues that resulted from these events. The business of setting a biennial budget and passing an education finance bill were ultimately not addressed until a June special session.

There was positive news on the state's budget outlook entering the session. A May 2020 special pandemic budget projection had predicted the state would finish the FY 2020–2021 biennium with a \$2.4 billion shortfall. By the regular budget and economic forecast in February 2021, the state's fiscal outlook had improved, projecting a positive budgetary variance of \$940 million at the end of the biennium, reducing the threat of potential funding cuts to local government programs. The resulting education finance bill passed and signed by the Governor on June 30, 2021, included appropriation increases of approximately \$554 billion for the FY 2022–2023 biennium, and \$669 billion for the FY 2024–2025 biennium.

The following is a brief summary of specific legislative changes from the 2021 Legislature impacting Minnesota school districts in future years.

General Education Revenue – The Legislature approved annual increases of 2.45 percent and 2.00 percent to the basic general education formula allowance for the FY 2022–2023 biennium. The per pupil allowance will increase \$161 to \$6,728 for FY 2022, and another \$135 to \$6,863 for FY 2023.

English Learner Cross Subsidy Aid – Approved annual appropriations of \$2 million to provide English learner cross-subsidy aid for FY 2022 through FY 2025. This new funding will be allocated annually to school districts and charter schools based on their proportionate share of English learner and concentration revenue from the preceding fiscal year, and must be used and accounted for within the basic skills program.

Special Education Revenue – The Legislature had previously approved enhancements to special education funding designed to hold the state average cross-subsidy per pupil constant at the FY 2019 level of \$82 per ADM for FY 2021, which included establishing a new component of the state special education funding formula, known as cross-subsidy reduction aid. Cross subsidy reduction aid will equal a percentage of each district's "initial cross-subsidy" for the prior fiscal year, with the percentages set at 6.43 percent for 2021. Initial cross-subsidy is defined as the district's nonfederal special education costs, including transportation, less state special education aid after tuition adjustments and general education aid attributable to students receiving special education services outside of the regular classroom for at least 60.00 percent of the school day. The 2021 Legislature approved an additional appropriation of \$10.425 million to fund a one-time increase to cross-subsidy for FY 2022, which is estimated to increase the percentage funded by 1.24 percent to a total of 7.67 percent. Charter schools are not eligible for cross-subsidy reduction aid.

Voluntary Pre-Kindergarten (VPK) and School Readiness Plus (SRP) – The Legislature approved continued funding for FY 2022 and FY 2023 to maintain 4,000 state-wide VPK and SRP seats set to expire after FY 2021. The Local Optional Revenue (LOR) second tier equalization factor was increased for FY 2023 only to offset the state-wide impact of levy changes for the VPK/SRP continuation, which should result in a levy increase for VPK/SRP districts and a levy decrease for most other districts.

Hiring Bonuses – Districts or schools are authorized to offer a hiring or retention bonus of \$2,500–\$5,000 to attract teachers who are American Indians or persons of color, or \$4,000–\$8,000 to meet staffing needs in shortage areas and to attract teachers who are American Indians or persons of color.

Sales Tax Exemption – A previous sales tax exemption for sales made by school-associated student groups for funding extracurricular student activities, that was eliminated by the 2019 omnibus education bill, was restored.

Staff Development – Teacher mentorship was added as an eligible use of general education aid restricted for staff development as part of a mandate for districts to develop teacher mentoring programs.

Lunch Shaming Prohibited – Students approved for free or reduced-price meal status must be served reimbursable meals irrespective of any outstanding individual student lunch account debt. Districts are required to post this policy.

ACCOUNTING AND AUDITING UPDATES

The following is a summary of GASB standards expected to be implemented in the next few years. Due to the COVID-19 pandemic, the GASB has delayed the original implementation dates of these and other standards as described below.

GASB STATEMENT NO. 87, *LEASES*

A lease is a contract that transfers control of the right to use another entity's nonfinancial asset as specified in the contract for a period of time in an exchange or exchange-like transaction. Examples of nonfinancial assets include buildings, land, vehicles, and equipment. Any contract that meets this definition should be accounted for under the leases guidance, unless specifically excluded in this statement.

Governments enter into leases for many types of assets. Under the previous guidance, leases were classified as either capital or operating depending on whether the lease met any of the four tests. In many cases, the previous guidance resulted in reporting lease transactions differently than similar nonlease financing transactions.

The goal of this statement is to better meet the information needs of users by improving accounting and financial reporting for leases by governments. It establishes a single model for lease accounting based on the principle that leases are financings of the right to use an underlying asset. This statement increases the usefulness of financial statements by requiring recognition of certain lease assets and liabilities for leases that previously were classified as operating leases and recognized as inflows of resources or outflows of resources based on the payment provisions of the contract.

Under this statement, a lessee is required to recognize a lease liability and an intangible right to use lease asset, and a lessor is required to recognize a lease receivable and a deferred inflow of resources, thereby enhancing the relevance and consistency of information about governments' leasing activities.

To reduce the cost of implementation, this statement includes an exception for short-term leases, defined as a lease that, at the commencement of the lease term, has a maximum possible term under the lease contract of 12 months (or less), including any options to extend, regardless of their probability of being exercised. Lessees and lessors should recognize short-term lease payments as outflows of resources or inflows of resources, respectively, based on the payment provisions of the lease contract. The requirements of this statement are effective for fiscal years beginning after June 15, 2021.

GASB STATEMENT NO. 92, *OMNIBUS 2020*

The objectives of this statement are to enhance comparability in accounting and financial reporting and to improve the consistency of authoritative literature by addressing practice issues that have been identified during implementation and application of certain GASB Statements. This statement addresses a variety of topics and includes specific provisions about the following:

- The effective date of Statement No. 87, *Leases*, and Implementation Guide No. 2019-3, *Leases*, for interim financial reports
- Reporting of intra-entity transfers of assets between a primary government employer and a component unit defined benefit pension plan or defined benefit other post-employment benefit (OPEB) plan
- The applicability of Statements No. 73, *Accounting and Financial Reporting for Pensions and Related Assets That Are Not within the Scope of GASB Statement 68*, and *Amendments to Certain Provisions of GASB Statements 67 and 68*, as amended, and No. 74, *Financial Reporting for Postemployment Benefit Plans Other Than Pension Plans*, as amended, to reporting assets accumulated for post-employment benefits

- The applicability of certain requirements of Statement No. 84, *Fiduciary Activities*, to post-employment benefit arrangements
- Measurement of liabilities (and assets, if any) related to asset retirement obligations (AROs) in a government acquisition
- Reporting by public entity risk pools for amounts that are recoverable from reinsurers or excess insurers
- Reference to nonrecurring fair value measurements of assets or liabilities in authoritative literature
- Terminology used to refer to derivative instruments

The requirements of this statement are effective for fiscal years beginning after June 15, 2021. Earlier application is encouraged.

GASB STATEMENT NO. 96, *SUBSCRIPTION-BASED INFORMATION TECHNOLOGY ARRANGEMENTS*

This statement provides guidance on the accounting and financial reporting for subscription-based information technology arrangements (SBITAs) for government end users (governments). This statement (1) defines a SBITA; (2) establishes that a SBITA results in a right-to-use subscription asset—an intangible asset—and a corresponding subscription liability; (3) provides the capitalization criteria for outlays other than subscription payments, including implementation costs of a SBITA; and (4) requires note disclosures regarding a SBITA. To the extent relevant, the standards for SBITAs are based on the standards established in Statement No. 87, *Leases*, as amended.

A SBITA is defined as a contract that conveys control of the right to use another party’s (a SBITA vendor’s) information technology (IT) software, alone or in combination with tangible capital assets (the underlying IT assets), as specified in the contract for a period of time in an exchange or exchange-like transaction. Under this statement, a government generally should recognize a right-to-use subscription asset—an intangible asset—and a corresponding subscription liability.

This statement provides an exception for short-term SBITAs with a maximum possible term under the SBITA contract of 12 months, including any options to extend, regardless of their probability of being exercised. Subscription payments for short-term SBITAs should be recognized as outflows of resources.

This statement requires a government to disclose descriptive information about its SBITAs other than short-term SBITAs, such as the amount of the subscription asset, accumulated amortization, other payments not included in the measurement of a subscription liability, principal and interest requirements for the subscription liability, and other essential information.

The requirements of this statement are effective for fiscal years beginning after June 15, 2022, and all reporting periods thereafter.

GASB STATEMENT NO. 97, CERTAIN COMPONENT UNIT CRITERIA, AND ACCOUNTING AND FINANCIAL REPORTING FOR INTERNAL REVENUE CODE SECTION 457 DEFERRED COMPENSATION PLANS—AN AMENDMENT OF GASB STATEMENT NO. 14 AND NO. 84, AND A SUPERSESSION OF GASB STATEMENT NO. 32

The primary objectives of this statement are to (1) increase consistency and comparability related to the reporting of fiduciary component units in circumstances in which a potential component unit does not have a governing board and the primary government performs the duties that a governing board typically would perform; (2) mitigate costs associated with the reporting of certain defined contribution pension plans, defined contribution OPEB plans, and employee benefit plans other than pension plans or OPEB plans (other employee benefit plans) as fiduciary component units in fiduciary fund financial statements; and (3) enhance the relevance, consistency, and comparability of the accounting and financial reporting for Internal Revenue Code Section 457 deferred compensation plans (Section 457 plans) that meet the definition of a pension plan and for benefits provided through those plans.

The requirements of this statement that (1) exempt primary governments that perform the duties that a government board typically performs from treating the absence of a governing board the same as the appointment of a voting majority of a governing board in determining whether they are financially accountable for defined contribution pension plans, defined contribution OPEB plans, or other employee benefit plans, and (2) limit the applicability of the financial burden criterion in paragraph 7 of Statement 84 to defined benefit pension plans and defined benefit OPEB plans that are administered through trusts that meet the criteria in paragraph 3 of Statement 67 or paragraph 3 of Statement 74, respectively, are effective immediately.

The requirements of this statement that are related to the accounting and financial reporting for Section 457 plans are effective for fiscal years beginning after June 15, 2021. For purposes of determining whether a primary government is financially accountable for a potential component unit, the requirements of this statement that provide that for all other arrangements, the absence of a governing board be treated the same as the appointment of a voting majority of a governing board if the primary government performs the duties that a governing board typically would perform, are effective for reporting periods beginning after June 15, 2021. Earlier application of those requirements is encouraged and permitted by requirement as specified within this statement.

THIS PAGE INTENTIONALLY LEFT BLANK

Corrective Action Plans and
Summary Schedule of Prior Audit Findings
Year Ended June 30, 2021

A. FINANCIAL STATEMENT FINDINGS

None.

B. FEDERAL AWARD FINDINGS AND QUESTIONED COSTS

None.

C. MINNESOTA LEGAL COMPLIANCE FINDINGS

2021-001 Unclaimed Property Report

Finding Summary

Minnesota Statutes § 345.41 and § 345.43 require unclaimed property held for more than three years (or one year for unpaid compensation) to be reported and paid or delivered to the state Commissioner of Commerce each year. This requirement was not met by Independent School District No. 273 (the District) for the current audit year.

Corrective Action Plan

Actions Planned – The District will review its procedures relating to unclaimed property laws to ensure compliance in the future.

Official Responsible – John Toop, Director of Business Services.

Planned Completion Date – June 30, 2022.

Disagreement With or Explanation of Finding – The District is in agreement with this finding.

Plan to Monitor – John Toop, Director of Business Services, will assure appropriate internal controls and procedures are updated and in place for future compliance

INDEPENDENT SCHOOL DISTRICT NO. 273

Corrective Action Plans and
Summary Schedule of Prior Audit Findings (continued)
Year Ended June 30, 2021

D. SUMMARY SCHEDULE OF PRIOR AUDIT FINDINGS

MATERIAL WEAKNESS IN INTERNAL CONTROL OVER FINANCIAL REPORTING

2020-001 Timeliness and Accuracy of Reconciliations

Corrective action has been taken.

SIGNIFICANT DEFICIENCY IN INTERNAL CONTROL OVER COMPLIANCE – U.S. DEPARTMENT OF AGRICULTURE, PASSED THROUGH MINNESOTA DEPARTMENT OF EDUCATION, CHILD NUTRITION CLUSTER – FEDERAL ALN 10.553, 10.555, AND 10.559

2020-002 Internal Control Over Compliance With Federal Suspension and Debarment Requirements

Corrective action has been taken.



Board Meeting Date: 1/10/2022

TITLE: 2022-23 Budget Development Plan

TYPE: Action

PRESENTER(S): John Toop, Director of Business Services

BACKGROUND: Administration will present the basic annual and long-range budget parameters to be used for FY2022-23 budget development.

RECOMMENDATION: That the School Board approve the 2022-23 budget parameters.

Desired Outcomes from the Board: The School Board should review the budget development parameters presented and be prepared to ask questions on enrollment, online learning pathways and other areas of the budget parameters as appropriate.

ATTACHMENTS:

1. Report (Annual and Long-Range Budget Parameters)

2022-23

BUDGET PARAMETERS

Edina Public Schools are well positioned

Strategic plan implementation	Stable enrollment
Strong financial management	Proactive process involving many stakeholders
Problem-solving administrative team	Communication to all staff/community

Budget Focus

to be used by the Board, administrators, sites, staff and community:

Maximizes resources to ensure successful education for all students, blending alignment of time, talent and funds

Finance

- Multiyear planning approach through the use of a long-range financial planning model.
- Fund balance to remain at 6% as per current board policy guidelines.
- Projected fund balance as of 6-30-22 is above 6%. Budget plan will include steps to maintain fund balance at the 6% level as of 6-30-2023.
- The 2022 Legislative session is a non-budget session. There may be slight increases to education funding, however, the State has already increased per pupil funding by 2% for FY22-23. Any new increases in revenue will probably be nominal and specific. The results of the legislative session will be incorporated into the budget in June 2022.
- Recommendations based on student achievement for all and fiscal integrity
- No new programs unless cost neutral
- No new staff unless cost neutral

Enrollment (ADM) Parameters

1. Four different enrollment projection calculations have been used to give us a range of enrollment for next year and to project future years. These methods assume steady enrollment to a small amount of growth per year. If open enrollment is closed in certain areas of the district, this will influence projections. One enrollment projection method will need to be selected for FY22-23 budgeting.

3 Yr. Avg.	51.71 ADM increase	48.50 Weighted pupil increase
3 Yr. Wt Avg.	81.26 ADM increase	81.10 Weighted pupil increase
5 Yr. Avg.	49.44 ADM increase	42.90 Weighted pupil increase
5 Yr. Wt Avg.	59.55 ADM increase	55.60 Weighted pupil increase

2. Pupil Unit Weighting Factors – Pre-Kindergarten (1.0), Kindergarten Handicapped (1.0), Grades K-6 (1.0) and Grades 7-12 (1.2).
3. Average Daily Membership (ADM) increase of 49-81 and Adjusted Pupil Units (APU) increase of 43-81 depending on final enrollment projection method selected.

Revenue Budget Parameters

1. General Education Revenue (GER) amount per APU is at \$6,863 for 2022-23, an increase of 2.0% from 2021-22. The base assumption for 2023-24 and beyond is a 2.0% increase. A 1% increase in GER is approximately \$633,000. Most of the GER is for the general operation of the school district and is not designated by the State for a specific purpose. GER is funded by state aid. (The increase in the per student amount is a change from previous years. Previous years projected an increase for future unknown funding years at 1%. The GER per student has increased by at least 2% each year for the past 9 consecutive years.)
2. Basic Skills Revenue – Basic Skills revenue includes the former compensatory, Limited English Proficiency (LEP), and LEP concentration revenues. While these revenues are combined into a single category, the funding available for Basic Skills revenue is based on existing formulas for the individual components. LEP Average Daily Membership is estimated to be 389. Compensatory revenue is based on October 1, 2021 free and reduced lunch counts. The combined revenue is estimated to be \$746,869.
3. Gifted and Talented revenue is \$13 per APU for 2022-23 which is estimated to be \$120,219.
4. Operating Referendum monies in the General Fund (after LOR subtraction) equal \$1,877 per APU.
5. Local Optional Revenue (LOR) equals \$724 per APU. The LOR is subtracted from the referendum allowance.
6. Equity revenue is calculated by a formula that evaluates the highest paid districts and the lowest paid districts in the state. It is estimated that the district will receive about \$69.55 per APU, or \$670,819 for 2022-23.

7. Operating Capital revenue has a component representing the former equipment formula (\$79 per APU), a component representing the former facilities formula (\$109 times the District's maintenance cost index, age of buildings), and a learning year rate (\$31 per APU). It is estimated that the district will receive about \$229.90 per APU, or \$2,136,011 for 2022-23.
8. Safe Schools revenue for EPS (\$36) and ISD #287 (\$15) is \$51 per APU for 2022-23 which is estimated to be \$471,748.
9. Special Education Revenue: In 2015-16, the state implemented new special education formulas. There are three calculations for state special education aids using prior year data. The district receives the lesser of these calculations:
 - a. "Old formula" calculations excluding transportation times .62
 - b. Districts nonfederal special education expenditures excluding transportation times .50
 - c. Census-based calculations times .56Further, the 2019 Education bill increased funding by \$91 million (cross-subsidy reduction aid), began phase out and subsequent elimination of the state aid growth cap, and reduces the portion of unreimbursed special education costs the serving district can bill back to the resident district from 90% to 85% (FY20) to 80% (FY21 and later).

The estimated Special Education State aid that will be used for budgeting purposes is \$15,421,458, which represents a 2.5% increase from the estimated FY21-22 amount of \$15,045,325.
10. The district participates in the third-party billing program. The revenue from this program is estimated at \$50,000 and will pay for the costs of contracted services associated with the program and unreimbursed special education substitute costs.
11. The 2-year grant cycle for the Alternative Delivery of Specialized Instructional Services (ADSIS) program aid is for the 21-22 and 22-23 years. Budget parameters assume maintenance of the ADSIS funding and approval of another 2-year grant. If funding is not approved, appropriate adjustments will need to be implemented.
12. Literacy Incentive Aid estimate is \$515,471.
13. Federal aids are estimated to correspond to federal expenditures.
14. Miscellaneous revenues will be approximately the same amount.
15. Gifts and donations revenue will equal gift and donation expense.

16. Interest revenue is based on current interest rates and available cash flow for investments.

Expenditure Budget Parameters

1. Staffing –The 2022-23 staffing base FTE was based on December 1, 2021, estimated ADM calculations. The current estimated actual ADM for 2021-22 was slightly higher than projected for the elementary, middle schools and the high school. Staffing may be adjusted according to the Board budget plan to be approved in March 2022. The base long-range plan does not include staffing for enrollment growth.
2. Salaries and fringe benefits are actual amounts for settled contracts. An inflationary increase based on regional and historical trends is planned for non-settled contracts. Total budgeted salaries and benefits for all General Fund staff in 2022-23 is \$106,886,532, prior to FY21-22 budget revision and additions for enrollment growth or reductions. A 1% increase in employee compensation equals approximately \$1,068,865.
3. Lane changes are estimated at \$200,000, which is based on actual lane changes from the previous year. (Change from \$250,000 to \$200,000 based on number used in EME settlement agreement.)
4. Instructional contingency (Asst. Supt.) of \$50,000, strategic contingency (Supt.) of \$50,000 and special education contingency (Spec. Services Dir.) of \$50,000 to be used at the start of the school year to address student needs and class size concerns. Any additions funded with contingency funds will be for the 2022-23 year only.
5. A three-year history will be used to project gas and electricity costs with consideration given to current utilities rates. Utilities costs are allocated to Food Service and Community Service programs for the calculated portion of their usage.
6. Supply allocations – Allocations are based on projected ADM for 2022-23 with a 1% inflationary increase. These budget allocations are based upon the projected ADM data as of January 1, 2022. Sites are to work with Principals and the Special Services Director to determine appropriate budget amounts for ELL, gifted, and special education at each respective site.
7. Equipment Allocations – Operating Capital allocations are based on projected ADM for 2022-23, building age and square footage.
8. Currently, the district is not anticipating the need to borrow for cash flow purposes. The district will continue to monitor state budget forecasts and legislative activity for potential impact to cash flow.

9. Purchased services and miscellaneous expenditures will increase by 1%.
10. Federal program, alternative compensation and integration expenditures equal appropriate program revenue.
11. Staff Development expenditures will equal 2% of GER.
12. Substitute budgets and overtime budgets are based on prior year's history of costs.
13. Annual Other Post Employment Benefit (OPEB) costs are estimated to be \$962,531 for FY22-23 based on updated GASB 75 actuarial valuation report from Hildi, Inc. (The last 2 years actual amounts have been \$915,707 and \$1,021,974.)
14. Reduction of one-time expenditures added in 2021-22 with contingency funds.
15. Reduction of one-time enhancements added in 2021-22.

TITLE: December Enrollment Mobility

TYPE: Information

PRESENTER(S): Jason Banks, Coordinator Student Information Systems

ATTACHMENT:

1. Mobility Report (next page)

Report Section Descriptions and Assumptions:

- **School Level Enrollment Information**
 - This section is broken up by School / Grade
 - This section counts a student as 1 even if they spent only one day enrolled during the reporting period. When this section is built, the first and last days of the month are used as the reporting period.
- **Enrollment Comparisons**
 - This section compares the enrollment totals of the current reporting period to the month prior and the same period a year prior.
- **Mobility**
 - This section of the report lists the total number of students by grade who have withdrawn and enrolled during the reporting period.
 - This section of the report uses the same reporting period as the other sections of the report.
 - This section of the report is only accurate the day the section is built as notifications of students withdrawing is ongoing throughout the next month.
- **Leaving Student Breakdown**
 - This section of the report displays the reason students withdrew during the reporting period.
 - This section of the report is broken out by the Minnesota Department of Education's approved End Status Codes. These codes are:
 - 03: Transferred to an approved nonpublic school
 - 04: Student moved outside of the district, transferred to another MN District
 - 05: Student moved to another state and enrolled in school, student moved out of the country
 - 20: Student transferred to another district/state but did not move

This section of the report is only accurate the day the section is built as notifications of students withdrawing is ongoing throughout the next month.

Edina Public Schools Enrollment Summary



Enrollment as of the end of December, 2021

Elementary Schools		KG	1	2	3	4	5	TOTAL
Concord Elementary School		110	114	126	115	122	134	721
Cornelia Elementary School		91	84	87	86	87	89	524
Countryside Elementary School		89	94	100	90	96	106	575
Creek Valley Elementary School		90	102	97	96	101	109	595
Highlands Elementary School		90	91	88	89	83	94	535
Normandale Elementary School		128	122	108	105	102	100	665
Edina Elementary Virtual Pathway		6	13	15	19	17	15	85
Totals		604	620	621	600	608	647	3700

Secondary Schools	6	7	8	9	10	11	12	TOTAL
Edina Elementary Virtual Pathway	5	0	0	0	0	0	0	5
South View Middle School	303	333	334	0	0	0	0	970
Valley View Middle School	316	333	350	0	0	0	0	999
Edina High School	0	0	0	673	654	694	653	2674
Totals	624	666	684	673	654	694	653	4648

Enrollment Comparisons

	January 2021	December 2021	January 2022
K-5	3580	3718	3700
6-8	1970	1985	1974
9-12	2677	2678	2674
Totals K-12	8227	8381	8348
PS	144	221	219
ECSE	134	148	155

December Mobility

	K	1	2	3	4	5	6	7	8	9	10	11	12	Total
Withdrawn Students	3	0	2	3	1	2	5	1	3	0	1	1	3	25
Enrolled Students	2	0	5	0	1	1	0	2	1	2	0	1	1	16
	-1	0	3	-3	0	0	-5	1	-2	2	-1	0	-2	

Leaver Breakdown

Reason for Withdrawal	K	1	2	3	4	5	6	7	8	9	10	11	12	Total
03: Transferred to a Non-Public School	1	0	0	1	0	1	1	0	0	0	0	0	0	4
04: Moved Outside of the District	0	0	0	0	0	0	2	0	1	0	0	0	0	3
05: Moved Outside of the State	0	0	2	0	0	0	2	1	1	0	0	1	0	7
20: Transferred to Another MN District, did not move	2	0	0	2	1	1	0	0	1	0	1	0	3	11
Total	3	0	2	3	1	2	5	1	3	0	1	1	3	

Student Enrollment Count by Month																
District Name		(Data Entry is in Yellow Cells Only)														
Edina				#		273		2021-22 School Year								
Number of Days in Period		19.4444	19.444	19.44444	19.44444	19.44444	19.44444	19.44444	19.44444	19.44444	19.4444	19.444	175	175		
Days Remaining in School Year		175	155.5556	136.1111	116.6667	97.22222	77.77778	58.33333	38.8889	19.4444						
% of School Yr. @ Beginning of Mo.		100.00%	88.89%	77.78%	66.67%	55.56%	44.44%	33.33%	22.22%	11.11%						
Cumulative Days in School Year		19.4444	38.889	58.33333	77.77778	97.22222	116.667	136.111	155.556	175						
Percent of School Yr. Completed		11.11%	22.22%	33.33%	44.44%	55.56%	66.67%	77.78%	88.89%	100.00%						
Grade Level	EOY ADM Original Budget	EOY ADM Revised Budget	Fall Seat Count Budget	October	November	December	January	February	March	April	May	June	EOY ADM	Diff. vs. Revised	% Actual to Revised	
ECSE	53.87		0	-									0.00	0.00	#DIV/0!	
HK	-												0.00	0.00	#DIV/0!	
K	585		585	610	608	610	604						0.00	0.00	#DIV/0!	
1	634		634	623	623	624	620						0.00	0.00	#DIV/0!	
2	624		624	627	623	621	621						0.00	0.00	#DIV/0!	
3	614		614	605	606	604	600						0.00	0.00	#DIV/0!	
4	636		636	609	607	609	608						0.00	0.00	#DIV/0!	
5	655		655	653	651	650	647						0.00	0.00	#DIV/0!	
6	647		647	625	628	629	624						0.00	0.00	#DIV/0!	
7	676		676	664	664	668	666						0.00	0.00	#DIV/0!	
8	666		666	687	688	688	684						0.00	0.00	#DIV/0!	
9	635		635	675	674	670	673						0.00	0.00	#DIV/0!	
10	640		640	664	657	656	654						0.00	0.00	#DIV/0!	
11	664		664	698	700	698	694						0.00	0.00	#DIV/0!	
12	638		638	653	655	654	653						0.00	0.00	#DIV/0!	
TUITION	28.95	-		-	-	-	-	-	-	-	-	-	0.00	0.00	#DIV/0!	
Enrollment EC-12 including ALC	8,396.82	0.00	8,314	8,393	8,384	8,381	8,348	0	0	0	0	0	0.00	0.00	#DIV/0!	
Weighted ADM - WADM in Current Year	9,186.41	0.00	9,097.80	9,201.20	9,191.60	9,187.80	9,152.80	0.00	0.00	0.00	0.00	0.00	0.00	0.00	#DIV/0!	
Estimated APU	9,186.41	0.00	9,097.80	9,201.20	9,191.60	9,187.80	9,152.80	0.00	0.00	0.00	0.00	0.00	0.00			
Estimated EOY APU's	9,186.41	0.00	9,097.80	9,201.20	9,192.67	9,188.88	9,164.83	4,073.26	2,262.92	1,508.61	1,173.37	1,042.99	1,042.99			

Edina Public Schools
General Fund Monthly Report by Object Code Series
(excludes Operating Capital, and LTFM expenses)

For Period Ending: **December 31, 2021** % into Fiscal Year: **50%**

OBJECT Series	OBJECT SERIES DESCRIPTION	2019-20			2020-21			2021-22		
		Revised Budget	FYTD Activity	FYTD %	Revised Budget	FYTD Activity	FYTD %	Original Budget	FYTD Activity	FYTD %
100	SALARIES AND WAGES	72,375,074	26,587,771	37%	73,528,746	26,570,193 *	36%	75,803,932	29,528,791	39% *
200	EMPLOYEE BENEFITS	23,990,016	8,694,877	36%	25,865,257	10,546,566 *	41%	26,468,843	9,133,829	35% *
	Subtotal Salaries and Benefits	96,365,089	35,282,648	36.61%	99,394,003	37,116,759	37.34%	102,272,775	38,662,620	37.80%
300	PURCHASED SERVICES	8,316,139	3,419,093	41%	8,065,333	2,850,718 *	35%	8,113,559	4,122,188	51% *
400	SUPPLIES & MATERIALS	3,877,644	1,543,018	40%	3,804,714	1,019,269 *	27%	3,478,939	1,398,752	40% *
500	EQUIPMENT	85,300	5,360	6%	80,500	20,339 *	25%	62,000	104,135	168% *
800	OTHER EXPENSES	474,763	106,570	22%	585,245	112,910	19%	634,629	106,304	17%
900	OTHER FINANCING USES	0	0	0	0	0		0	0	
	Subtotal All Other Costs	12,753,846	5,074,042	40%	12,535,791	4,003,236	32%	12,289,127	5,731,379	47%
	Less Other Financing Uses/Equipment	85,300	5,360		80,500	20,339		62,000	104,135	
	Revised Subtotal All Other	12,668,546	5,068,682	40%	12,455,291	3,982,897	32%	12,227,127	5,627,244	46%
	Grand Total General Fund	109,118,935	40,356,690	37%	111,929,794	41,119,995	37%	114,561,902	44,393,999	39%
	Less Other Financing Uses/Equipment	85,300	5,360	6%	80,500	20,339	25%	62,000	104,135	168%
	Revised Grand Total	109,033,635	40,351,330	37.01%	111,849,294	41,099,656	36.75%	114,499,902	44,289,864	38.68%

* Federal Stimulus budgeted amounts are taken out from each Object Series to generate a similar year to year budget comparison.

* Federal Stimulus actual expenses are taken out from each Object Series to generate a similar year to year actual expense comparison.

Notes: This report shows General Fund expenses excluding Operating Capital and Long-Term Facilities Maintenance expenses. Those expenses are excluded due to their volatile nature and restricted funding purposes. Excluding these expenses gives a truer picture of where General Fund expenses are at the end of a given month in relation to the fiscal year-end. The District should always have a gap in the amount it is into the fiscal year versus the current month fiscal to-date expenses. For example, when the report is for the end of Dec 31, 2021 the District is 50% into the fiscal year. District expenses should be less than the amount the District is into the fiscal year, by anywhere from 8-13%, due primarily to teaching staff not being paid their first paycheck until 9/15. Also, the majority of teaching staff spread their paychecks out over 24 pay periods, resulting in a large expense in June when we "pay off" or expense all of the remaining paychecks at the end of the fiscal year. Expenses at the same point in time for the previous two fiscal year's are also provided for comparison purposes.

24 Pay Contracts	562	89%
19 Pay Contracts	67	11%