

Class of 2024 Course Selection Instructions (for the junior year) Page 1 of 2

Students must sign up for their 2022-2023 classes in PowerParent by **Tuesday, January 18, 2022**. Below are steps to help you with the online sign-up process.

1. Complete your **pink Junior Course Selection Class of 2024** form.
 - Watch the Course Entry Tutorial video if you need help registering for classes. The video can be found on the Guidance page under the [Scheduling](#) tab.
2. Go to avon-schools.org/parents. Click on POWERPARENT PORTAL LOGIN


POWERPARENT PORTAL LOGIN

3. Sign in with username and password.



Username: Capital S followed by your student ID number (no space between the S and your ID#)
EX: **S12345678**

Password: If you forgot your password, you will need to contact the guidance office to have it reset.

4. Click on  Class Registration in the left column.

5. Using your **pink Junior Course Selection Class of 2024** form, click on the pencil in the right column to select your classes.

MATH 10

- Courses are sorted alphabetically. It may help to click on **Number** to sort the classes by course number.
- Check the boxes for the course you need.
- Use the arrows to scroll through the available courses.
- Click Okay once you've selected your classes.
- Repeat these steps for Math, Science, etc.

<input type="checkbox"/>	Course Name	Number	Credit	Prerequisite Note	Alerts
<input type="checkbox"/>	COLLEGE ALGEBRA II ACE	0738	1	Algebra I, Geometry ACE or Honors are required. Acceptance in the ACE program is required.	
<input type="checkbox"/>	COLLEGE ALGEBRA II/PRECALC ACE	0739	1	Algebra I, Geometry ACE or Honors are required. Acceptance in the ACE program is required.	
<input checked="" type="checkbox"/>	GEOMETRY A	0745	1	Algebra I is required.	
<input checked="" type="checkbox"/>	GEOMETRY B	0746	1	Algebra I is required.	

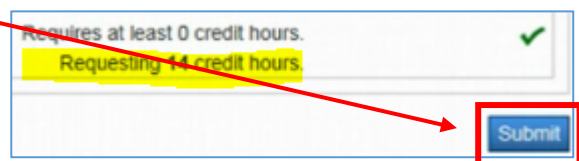
<< first < prev 1 2 next > last >>

✓ You may select between 1 and 4 courses. You have selected 2 courses.

Cancel Okay

6. Once you've selected your courses you **MUST** click SUBMIT.


7. After clicking **SUBMIT**, look carefully at your summary screen. You should have up to 14 entries listed and 12-14 total credit hours requested, depending on study hall requests.



Class of 2024 Course Selection Instructions (for the junior year) Page 2 of 2

	Crs Num	Course	Type	Cr Hrs
1.	0745	GEOMETRY A	Required	1.00
2.	0746	GEOMETRY B	Required	1.00
3.	0951			1.00
4.	0952			1.00
5.	1715			1.00
6.	1716			1.00
7.	0111			1.00
8.	0123			1.00
9.	0433			1.00
10.	0434			1.00
11.	0823			1.00
12.	0824			1.00
13.	1115	ADV PHY COND II	Elective	1.00
14.	1116	ADV PHY COND III	Elective	1.00
Total Credit Hours Requested				14.00

You should have up to 14 entries listed and 12-14 credit hours requested, depending on study hall requests.

8. You have until **Tuesday evening, January 18** to make changes to your schedule. If you need to make a change, click on  Class Registration in the left column and make your changes.

9. You **MUST** click on **SUBMIT** once you've made your changes.

Requires at least 0 credit hours. ✓
Requesting 14 credit hours.

10. Have your parents sign your **pink junior pre-enrollment form** and return it to your SRT teacher by **January 19**.

11. Your guidance counselor will meet with you in late January or in February to go over your course selections, review your diploma type, and discuss your college/career plans.