



# POUND HILL INFANT ACADEMY

Monday 10<sup>th</sup> January 2022

Dear Parents /Carers,

In the Academy as part of our handwriting program, we are using 'Letterjoin'. Letterjoin is an interactive, progressive programme that helps our children to learn the formation of letters, the shape of the letters, including learning how to write with joins, both horizontal and diagonal in Year two. It is progressive from Reception through to year two.

If you wish to access our handwriting programme at home with your child, you can now log in to the [Letter-join website](http://www.letterjoin.co.uk) on iPads and tablets as well as desktop and laptop computers. There you will find the same, easy-to-use handwriting resources.

Please see our Log in details.

Log in to [www.letterjoin.co.uk/log-in.html](http://www.letterjoin.co.uk/log-in.html)

You will be asked for a code- see the code in the box below for **DESKTOP AND LAPTOP LOG-IN:**

Pupils at Home

**Desktop log-in**

Login Desktop Tablet

Username: wk7461

Password: home

See the code in box below for **IPAD AND TABLET LOG-IN:**

**The swipe code is from the top left downwards and then to the right.**

**Tablet log-in**

Login Desktop Tablet

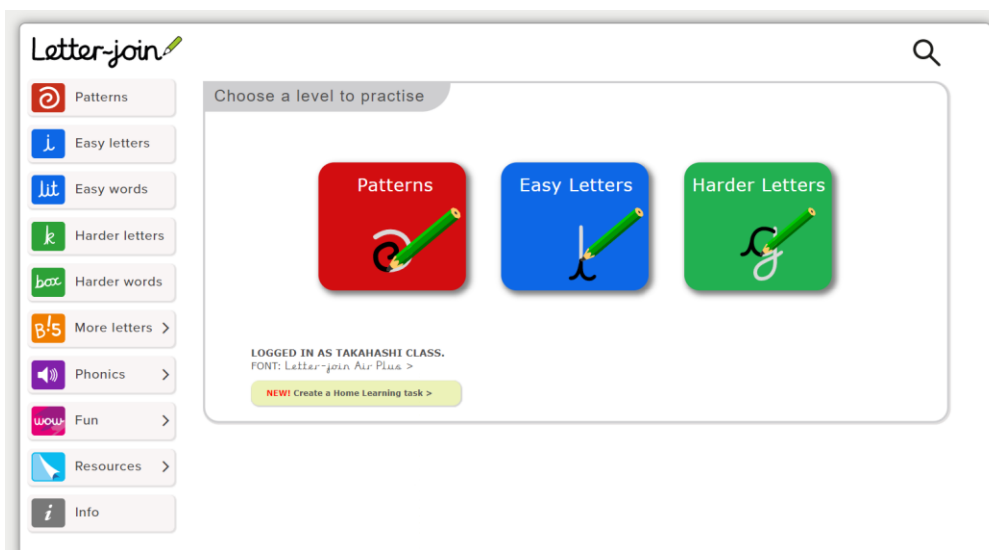
Username: wk7461

Swipecode:

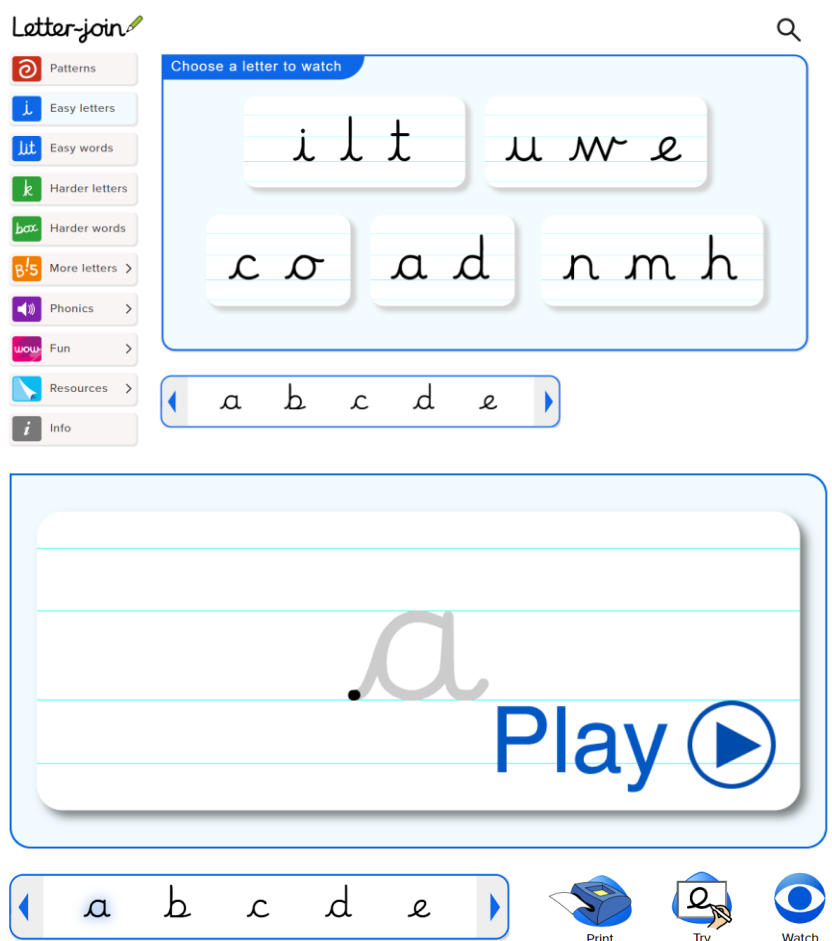
Once logged-in, you will be able to watch how to form all the letters of the alphabet in the same style that we use in the Academy. This program allows your child to trace over the letters and words on the tablet (iPad) and print out the worksheets from your PC (desktop) for real handwriting practice.



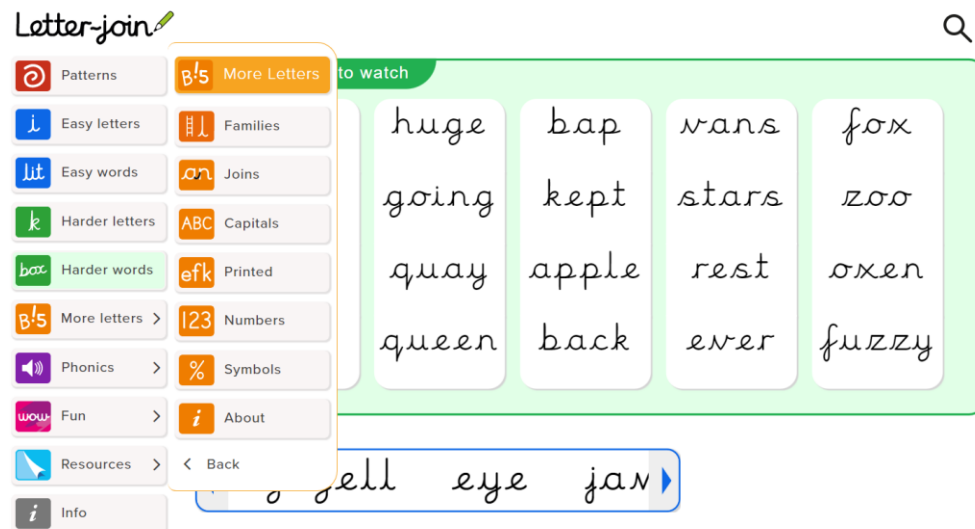
As you log in to the Letterjoin website you will see this screen:



If you click on the menu to the left you will see the tab entitled 'Easy letters'. Click on this to reveal a menu of pre-cursive letters to practice the formation. On this option, if you click on the letter itself it will open up to a screen revealing that letter as a focus. You will be able to watch a live video of the letter formation and be able to practice this too. The function 'print' will allow you to print a worksheet of these letters out and practice this by hand.

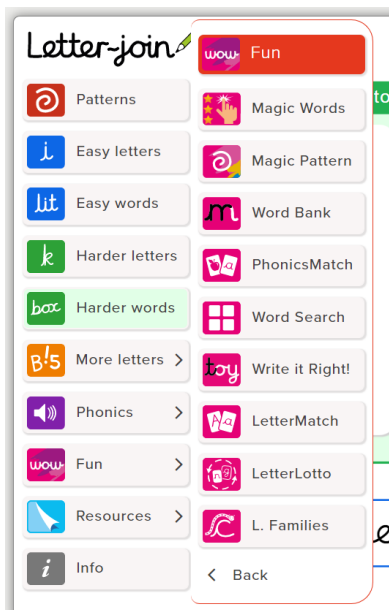


If you click on 'more letters' on the menu on the left, you will open a screen like this:



You will have the option to learn the associated letter families, joins, capitals as well as other functions.

Under the tab 'fun' you will be able to use different patterns, create phonic match games to suit your child's year group or support your child in learning key vocabulary. The functions are fantastic in making handwriting both fun and enjoyable.



If you require any help or further support with this,

Please do not hesitate to contact Mrs Chamberlain (Grammar and Writing Lead).