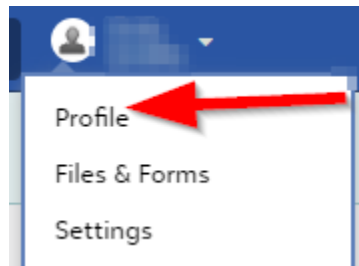
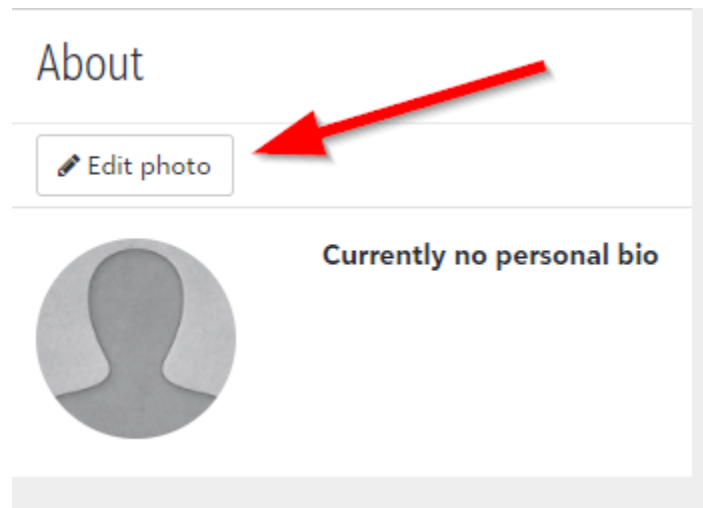


Updating Photo and Preferences

Under your name in the top right corner, select Profile:

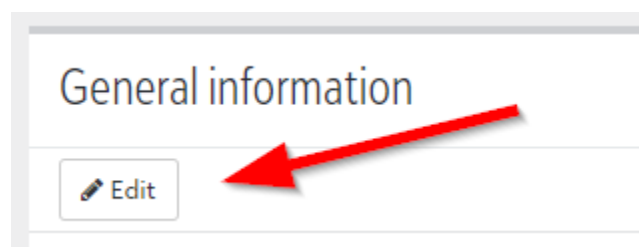


To add your photo, click on the Edit Photo button in the About section:



You can then choose a photo from your computer to upload.

In addition, you can add a Preferred Name, change the recorded gender and pronouns. Click on Edit in the General Information section:



And then make the appropriate changes:

Preferred Name

Gender

Pronouns

Save

Cancel