

# 01/03/22 COVID-19 HEALTH DATA UPDATE

*Briefings are posted on our website at [www.tulsaschools.org](http://www.tulsaschools.org).*



# High level assessment from 01/03 health data review

## Foundational Health Care Metrics

- County cases increased last week after a couple of weeks of decreasing levels; number of cases last week was slightly below the peak seen after Thanksgiving.

## Early Warning Indicators

- Internal positive cases remained low for the last two weeks of school. No reporting during the break.
- We will monitor data at schools closely as we come back from holiday break.

## Foundational System Metrics

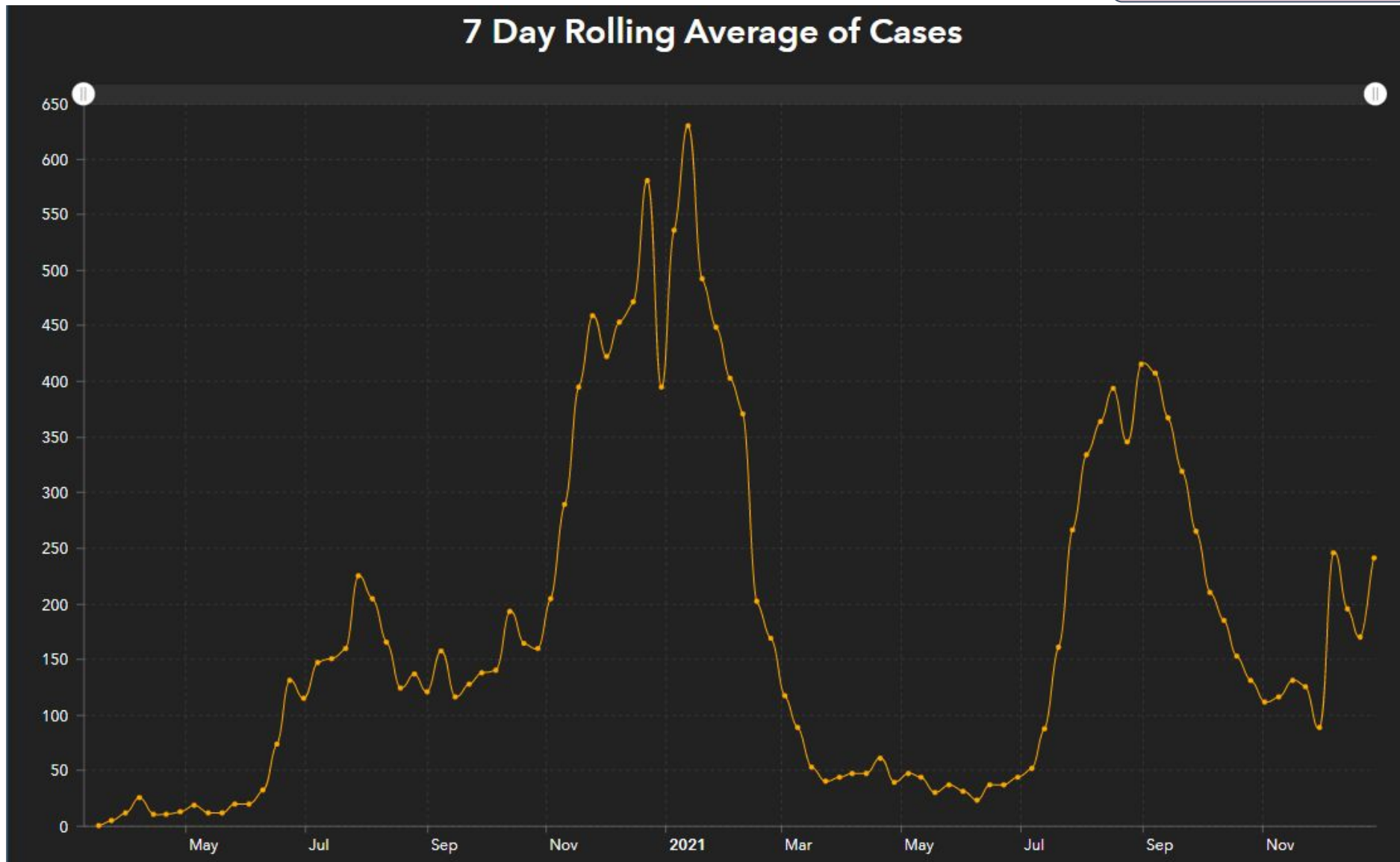
- Safety layers (air quality/filtration, PPE, disinfectant, etc.) are in place at schools.
- Holding steady with PPE supplies and more coming this week from the state department.

## Additional Updates

- We will continue to expect masks at elementary schools while we continue to strongly recommend the use of masks at secondary schools.
- We will follow CDC guidance to shift isolation period for Covid positive cases to 5 days.
- We are hosting our next free COVID-19 vaccination clinic this Saturday, Jan. 8 from 9:30 a.m. to 3 p.m. Visit [www.tulsaschools.org/vaccine](http://www.tulsaschools.org/vaccine) to schedule your appointment.

# Foundational Health Care Metrics - 7 day rolling average

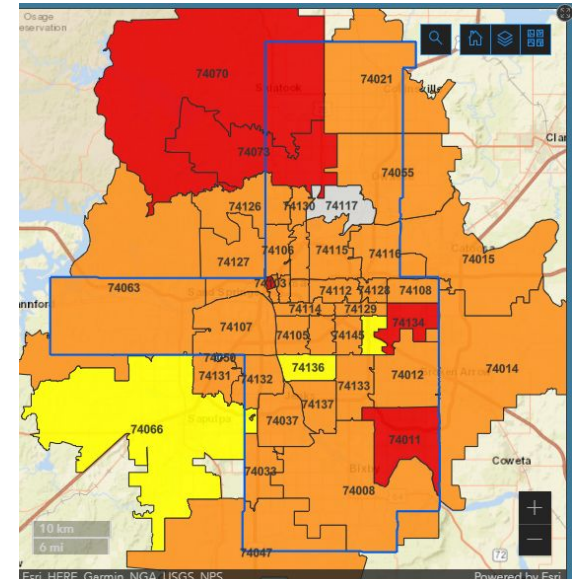
Updated as of 12/28



Source: Tulsa Health Department.

**Updated as of 12/29**

12/29/2021



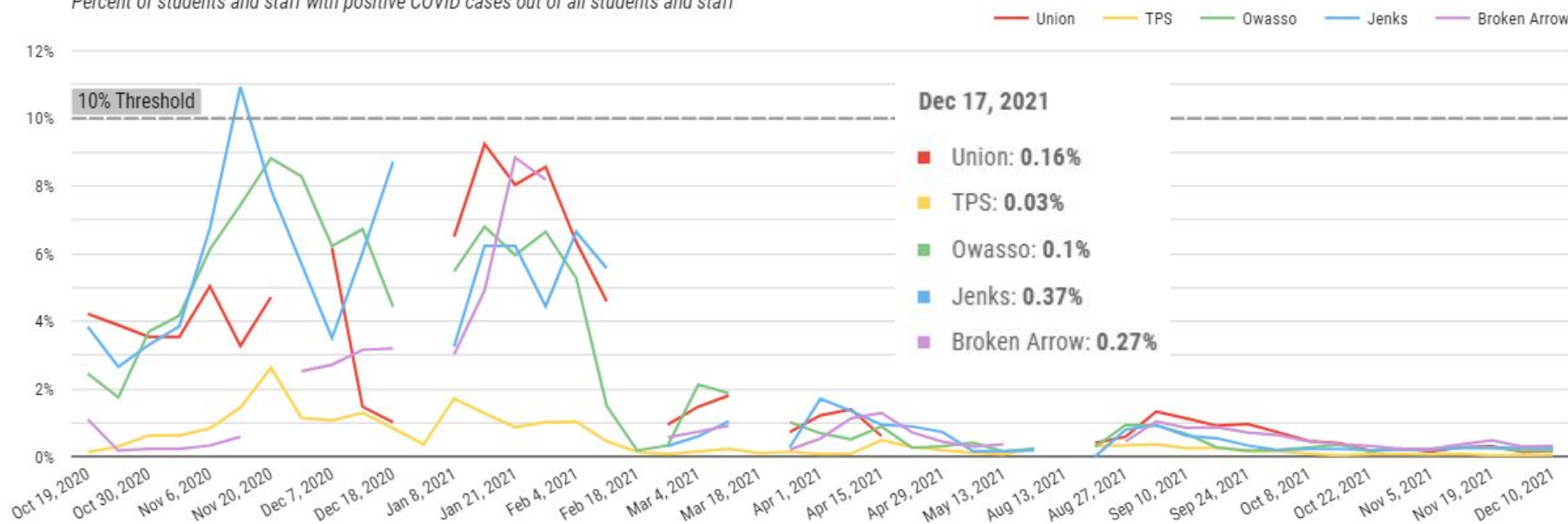
WORKING DRAFT

# Local District Comparison - TREND

Updated 12/17  
Includes positive  
cases only for SY22

## Local District Comparisons Over Time

Percent of students and staff with positive COVID cases out of all students and staff



As of 8/30, this report only includes positive cases in isolation for school year 2021-22. Reports for dates from May 2021 prior include quarantine counts. Only TPS is publicly reporting quarantined cases; all other districts only reporting positive cases in isolation.

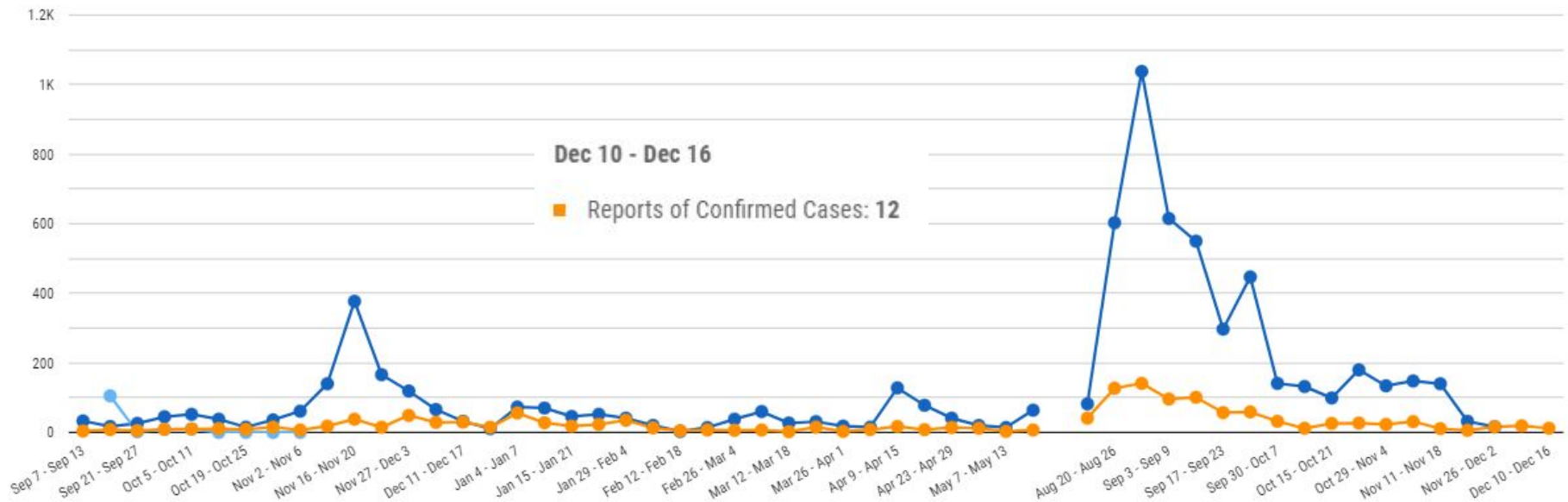
\* as of 8/23 Broken Arrow Public Schools has not publish case rate data.  
Report cover cases from the previous Friday through the close of business on Thursday.

WORKING DRAFT

# Tulsa Public Schools - TREND

Updated 12/16

Number of **close contact exposures** and **confirmed cases** found by Tulsa Public Schools over time



Report cover cases from the previous Friday through the close of business on Thursday.

WORKING DRAFT



**QUESTIONS**

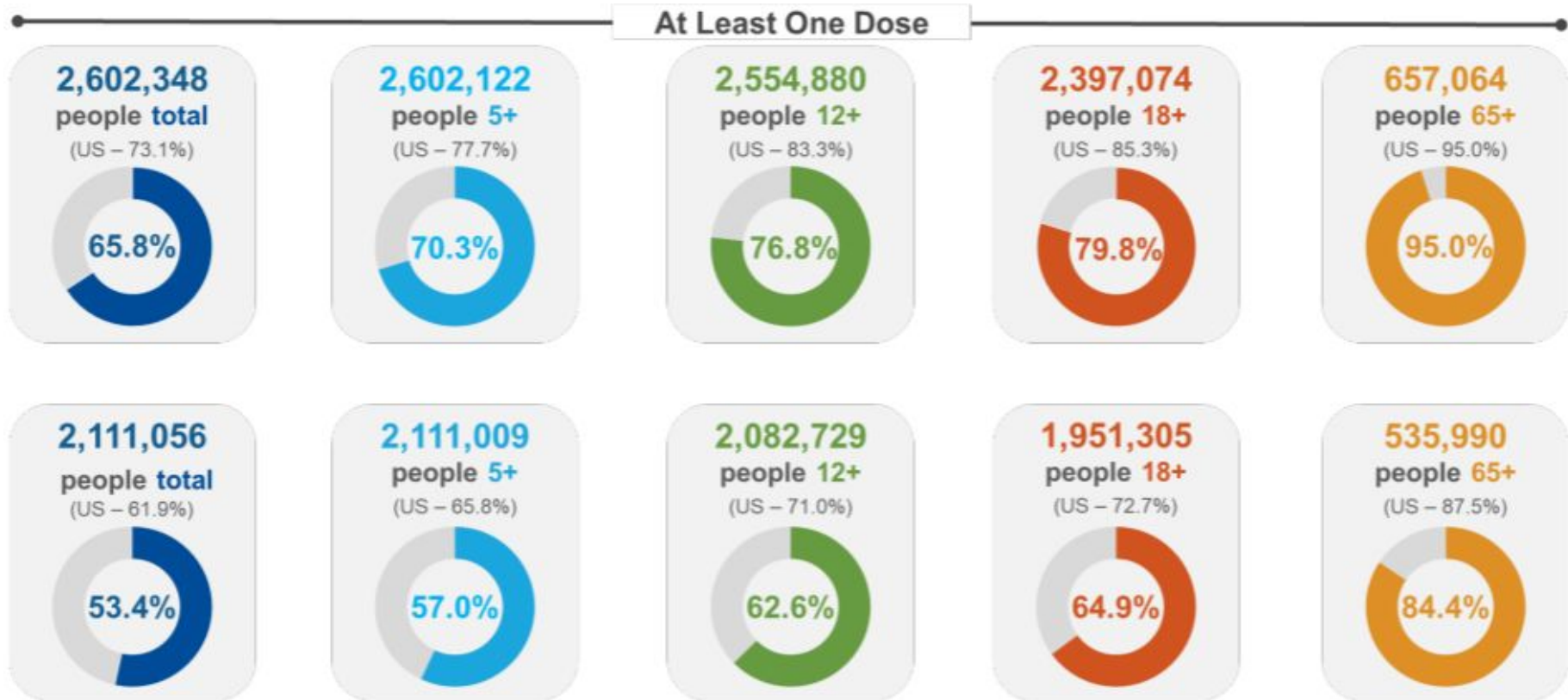




## APPENDIX

# 57.0% of Oklahomans 5\*+ have received at least one dose

## 76.6% of Tulsans 5\*+ have received at least one dose



Source: OK DOH weekly epidemiological report 12/27

\*As of 12/27, OK DOH has started to report 5+ age groups by county

# Foundational & Contextual Data

## Early Warning Indicators at TPS Schools

- These data will help us to monitor conditions that are more localized and specific to our context. These data will help us to be more sensitive to conditions within schools to know if cases are higher or lower than overall county averages. These metrics are:
  - Tulsa Public Schools rapid testing results
  - New case rates for team members and students (TPS contact tracing)

## Foundational School System Metrics

- These internal data measure our ability to appropriately respond to early warning indicators and enact the necessary safety precautions at our schools. These metrics are:
  - Availability of necessary PPE
  - Rates of quarantine
  - Staffing capacity

## Foundational Health Care Metrics

- These core metrics will help us understand overall rates of community spread. These data will help us to assess overall risk and changes in our greater community that may necessitate a change in our response. The core metrics are:
  - 7-day rolling average of new cases in Tulsa Public Schools boundary  
*(calculated from public data).*
  - 7-day rolling average of new cases in Tulsa County