

What can Observers do in a Canvas course?

In Canvas, the Observer role can be used to enroll Parents, Mentors, Auditors, and Guests who would like to participate in a Canvas course but do not need to earn course credit. Observers have limited permissions that allow them to see what is going on in a course without interrupting the flow of daily course communication. Like students, Observers cannot view a course until it is published and the course has started.

This lesson will take Observers through the Course Navigation links and summarize what kinds of activities they can and cannot participate in.


Observers Can See the Dashboard


Recent Activity







When they first log in, Observers will see the Global Stream in their Dashboard.


Observers Can Read Announcements and Discussions

Search title, body, or author Unread 


 **May is here...**
Doug Roberts May 7, 2014
Must post your reply before seeing your peers' replies!


 **New Office Hours**
Doug Roberts   Apr 21, 2014
Next week! Find my office on the campus map.

 **post-exam follow up**
Doug Roberts May 12, 2014
After the exam, we can meet to review it and go over any questions you may have missed.

Search title, body, or author Unread Assignments 

▼ **Pinned Discussions**




General Questions
Last post Jun 6, 2014  **3 3**

Introduce Yourself
Last post Apr 29, 2014  **7 7**

Observers can read student replies to course Announcements and Discussions and see student profile images (if available), but they cannot add their own comments.

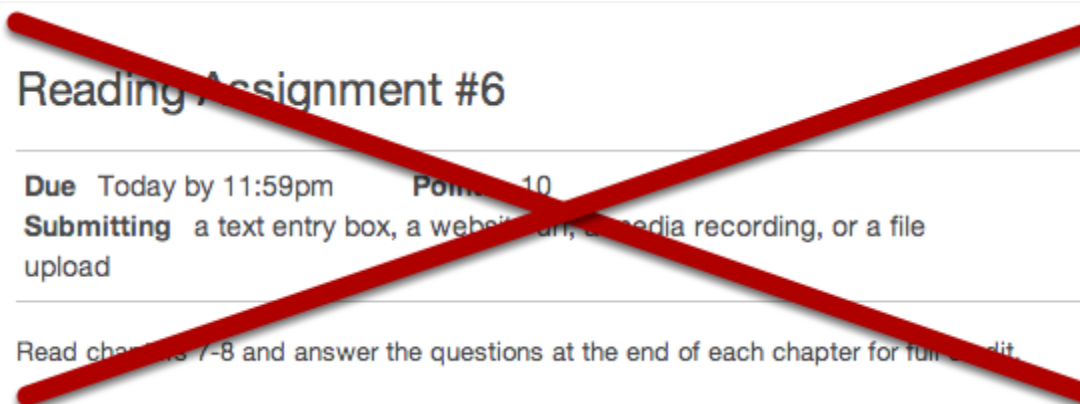
Observers Can See the Assignments Page

Search for Assignment Show by:

▼ Overdue Assignments		
 Writing Assignment	Due Feb 19 at 11:59pm	50 pts
 Theory	Due Mar 5 at 11:59pm	20 pts
 Pre-Assessment	Due Mar 10 at 11:59pm	25 pts

Observers can see a list of Assignments due and click on their titles, but...

Observers Can't Submit Assignments



Reading Assignment #6

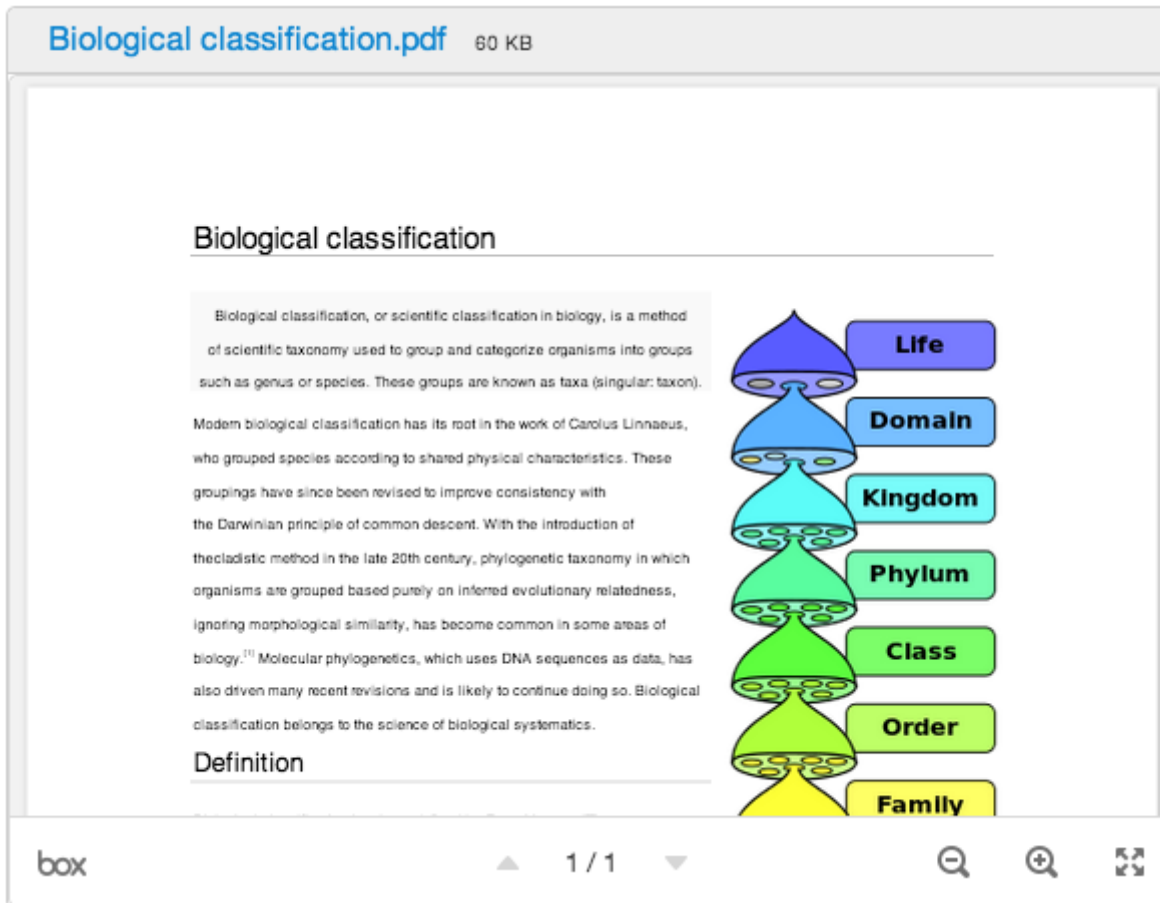
Due Today by 11:59pm **Points** 10

Submitting a text entry box, a website link, a media recording, or a file upload

Read chapters 7-8 and answer the questions at the end of each chapter for full credit.

...Observers cannot submit Assignments. There is no submission button on this Assignment detail page.

Observers Can Preview Documents in Course Pages



Observers can download documents to their computer and see the edit history for any course Page.

Observers Can Edit Some Pages

Hide this Page from Students

can edit this page

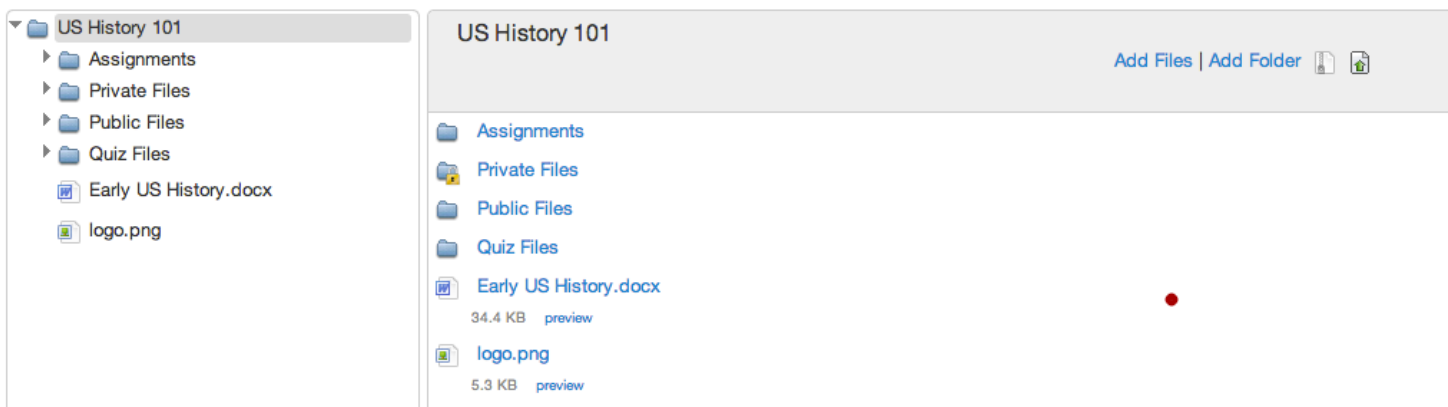
Notify users that this content has changed

Cancel

Save Changes

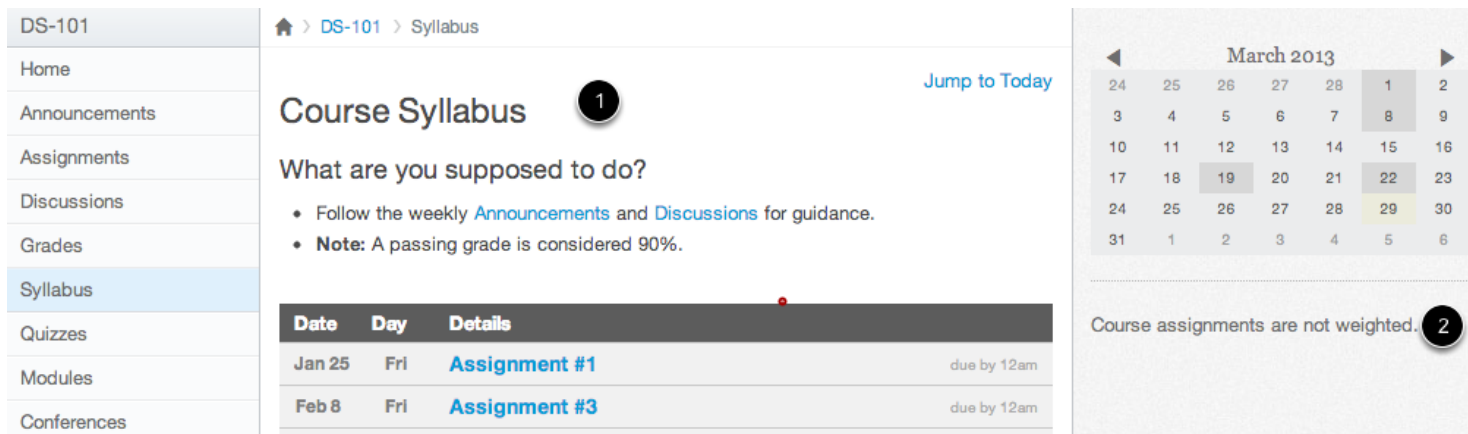
If the Instructor changes the permission of a Page so that **Anyone** can edit it, then Observers can contribute to course Pages.

Observers Can Preview and Download Some Files



If an Instructor locks a folder in course Files, Observers will not be able to view the content.

Observers Can See the Syllabus Page



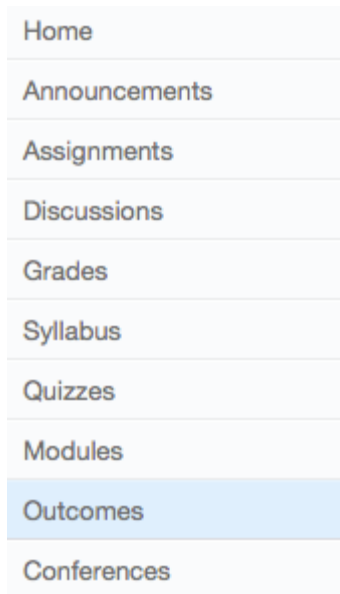
The screenshot shows the 'DS-101' course syllabus page. The left sidebar has a menu with 'Syllabus' selected. The main content area is titled 'Course Syllabus' with a notification badge '1' and a 'Jump to Today' link. Below the title, the text reads 'What are you supposed to do?' followed by two bullet points: 'Follow the weekly Announcements and Discussions for guidance.' and 'Note: A passing grade is considered 90%.' A table lists assignments:

Date	Day	Details
Jan 25	Fri	Assignment #1 due by 12am
Feb 8	Fri	Assignment #3 due by 12am

On the right, there is a calendar for 'March 2013' and a note 'Course assignments are not weighted.' with a notification badge '2'.

Observers can see the Syllabus page [1]. They can also see how the final grade is calculated [2].

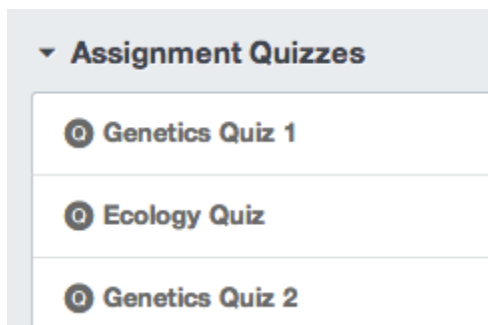
Observers Can See the Outcomes Page



Observers can see all course Outcomes and Outcome descriptions.

Note: If the course navigation link does not appear, the instructor has hidden the link from course users.

Observers Can See the Quizzes Page



Observers can see Quiz titles, but...

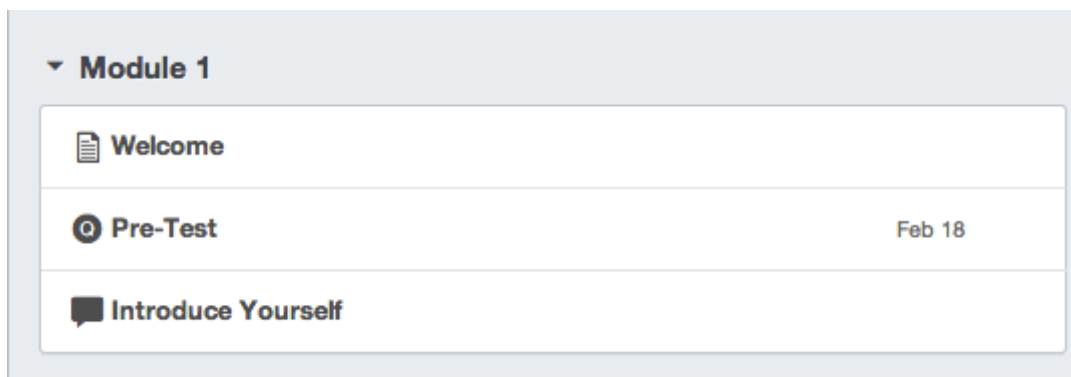
Observers Cannot Take Quizzes

~~Module 1 Quiz~~

~~Due Mar 19 at 11:59pm Points 2 Questions 1
Available Mar 11 at 12am - Mar 29 at 11:59pm 19 days Time Limit None~~

...Observers cannot take Quizzes. Note that there is no link to "Take this Quiz".

Observers Can See the Modules Page



▼ **Module 1**

- Welcome
- Pre-Test Feb 18
- Introduce Yourself

Observers can see how an Instructor has organized course content in Modules. They can also see the point values for individual assignments. Again, Observers can click on any of these links, but they won't be able to participate in Discussions, submit Assignments, or take Quizzes.

Observers Can Join Conferences



Assignments

Discussions

Syllabus

Conferences

▼ **New Conferences**

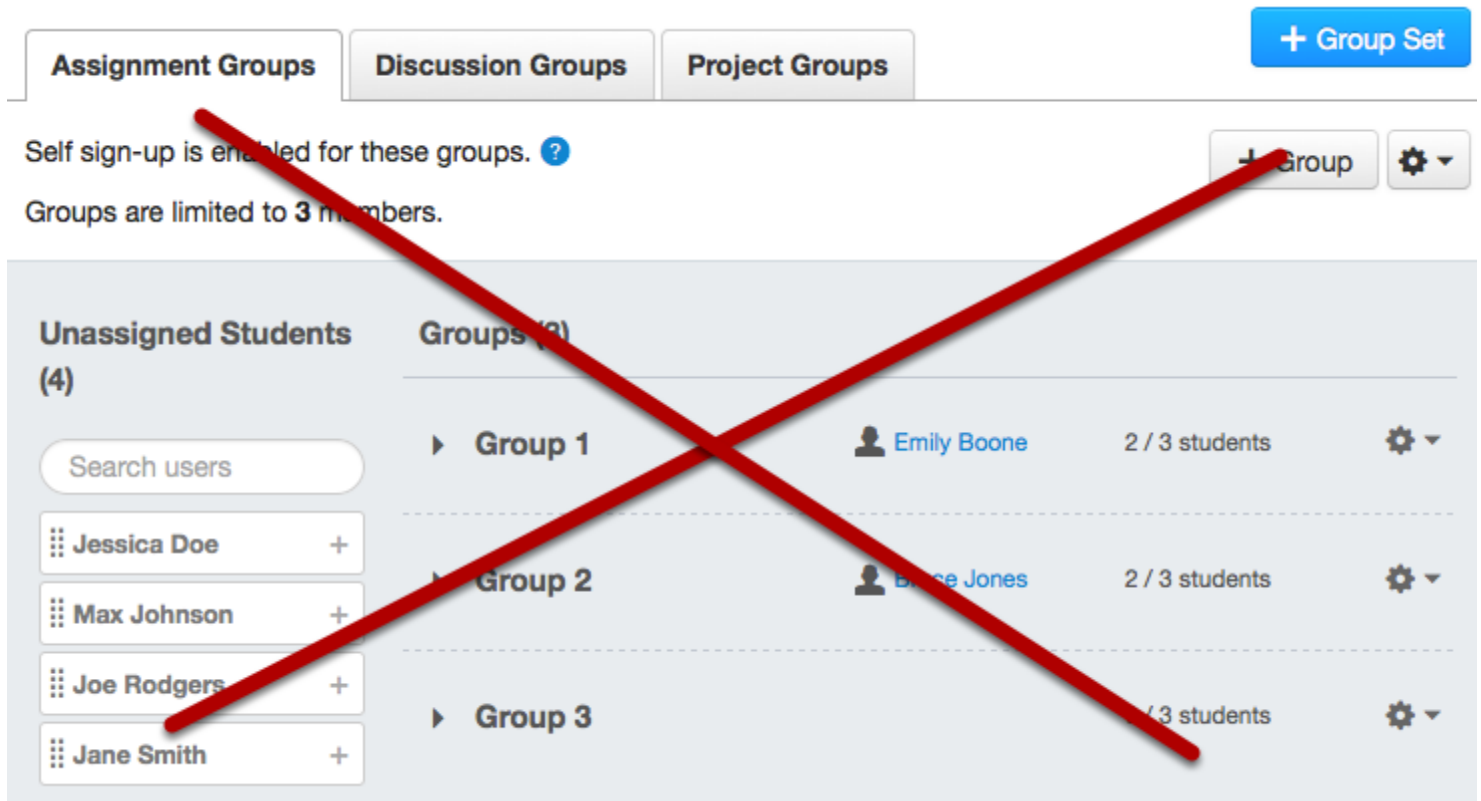
- Weekly Office Hours In Progress [Join](#)

▼ **Concluded Conferences**

- Test Conference 11/03/2012 No Recording

Once an Instructor has created a Conference, added an Observer, and started the meeting, Observers will be able to join in.

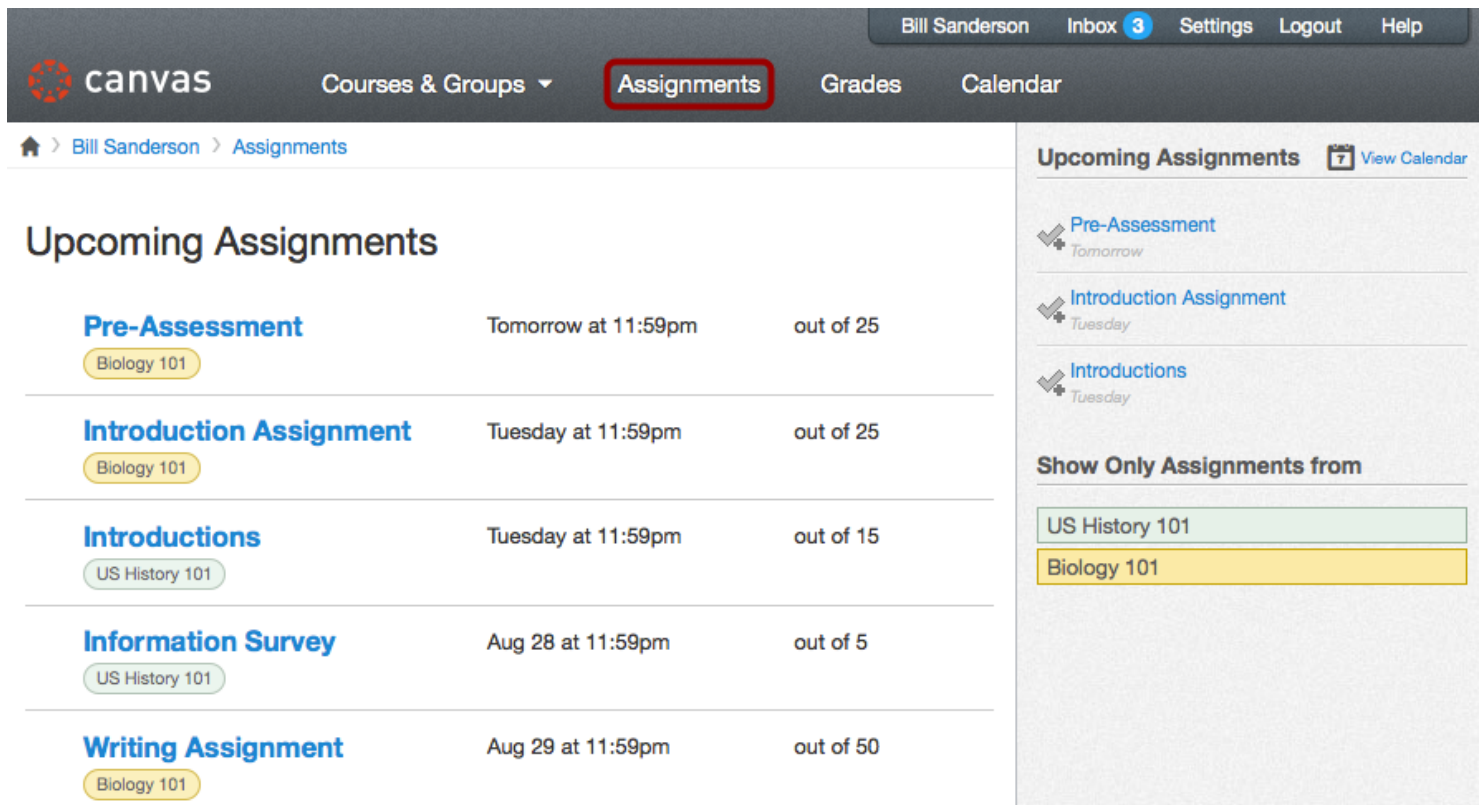
Observers Can't Join Course Groups



The screenshot shows the Canvas course groups management interface. At the top, there are tabs for "Assignment Groups", "Discussion Groups", and "Project Groups", along with a blue "+ Group Set" button. Below the tabs, a message states "Self sign-up is enabled for these groups." and "Groups are limited to 3 members." There is a "+ Group" button and a settings gear icon. The main area is divided into "Unassigned Students (4)" and "Groups (3)". The "Unassigned Students" list includes Jessica Doe, Max Johnson, Joe Rodgers, and Jane Smith, each with a plus sign. The "Groups" list shows three groups: Group 1 (Emily Boone, 2/3 students), Group 2 (Bruce Jones, 2/3 students), and Group 3 (1/3 students). A large red X is drawn across the entire screenshot, indicating that observers cannot interact with these groups.

Instructors and students can create groups inside of Canvas that make it easy to collaborate in smaller groups. Observers cannot be added to or interact inside of Groups.

Observers Can See the Global Assignments Page



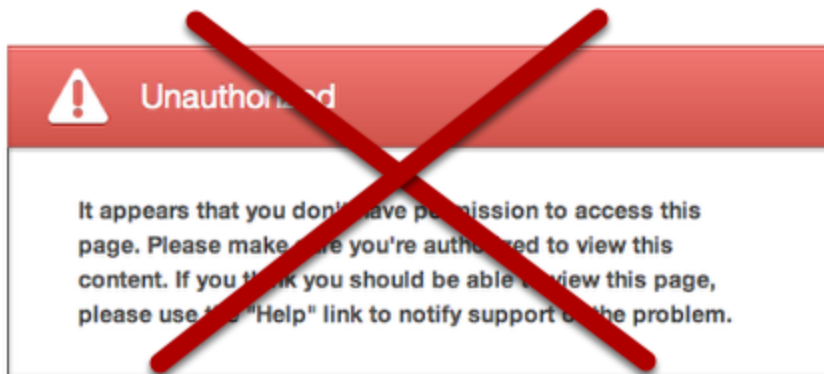
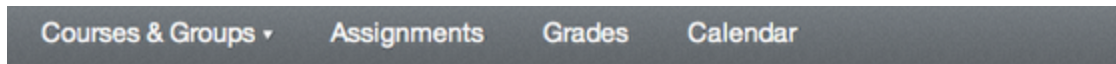
The screenshot shows the Canvas user interface for the 'Assignments' page. At the top, the navigation bar includes the user name 'Bill Sanderson', an 'Inbox' with 3 items, and links for 'Settings', 'Logout', and 'Help'. Below this, the main navigation menu has 'Courses & Groups', 'Assignments' (highlighted with a red box), 'Grades', and 'Calendar'. The breadcrumb trail shows 'Home > Bill Sanderson > Assignments'. The main content area is titled 'Upcoming Assignments' and lists five assignments:

Assignment Name	Due Date	Progress
Pre-Assessment Biology 101	Tomorrow at 11:59pm	out of 25
Introduction Assignment Biology 101	Tuesday at 11:59pm	out of 25
Introductions US History 101	Tuesday at 11:59pm	out of 15
Information Survey US History 101	Aug 28 at 11:59pm	out of 5
Writing Assignment Biology 101	Aug 29 at 11:59pm	out of 50

On the right side, there is a sidebar titled 'Upcoming Assignments' with a 'View Calendar' link. It lists the same assignments with checkmarks and due dates. Below this is a section 'Show Only Assignments from' with two filters: 'US History 101' and 'Biology 101' (highlighted in yellow).

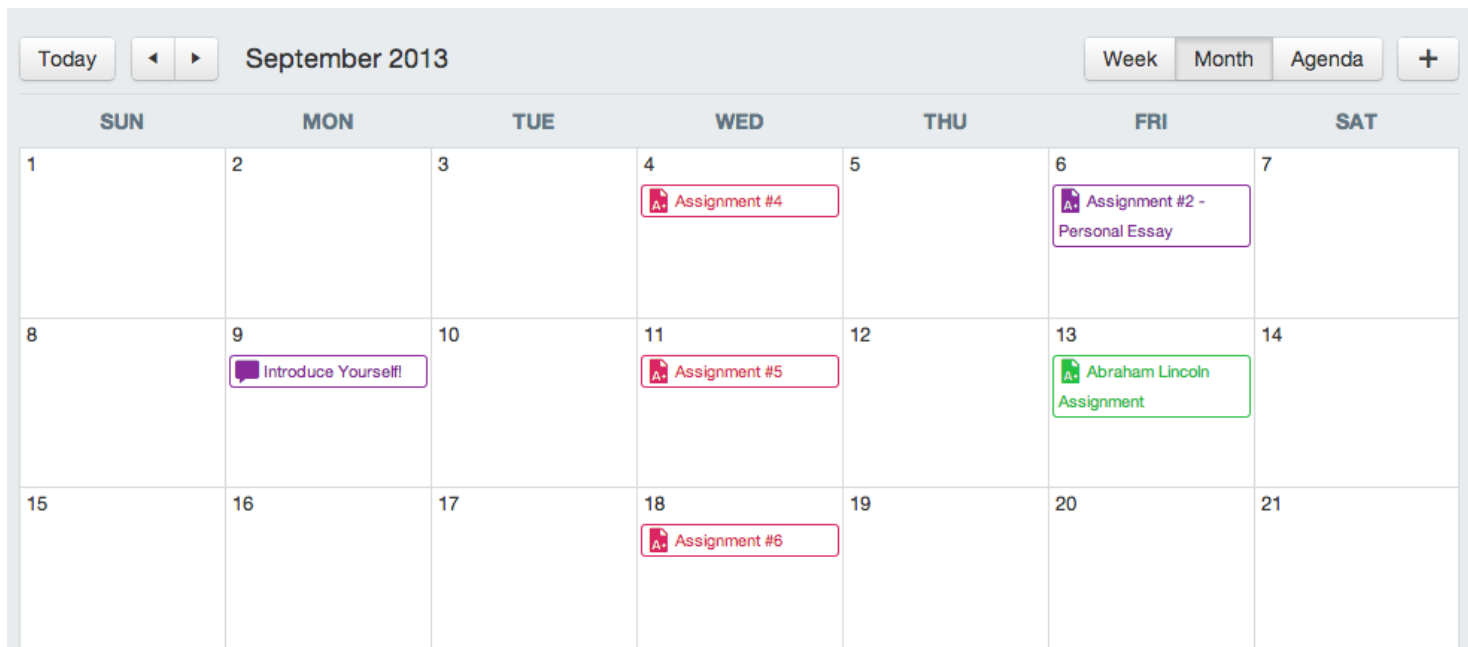
From the Global Navigation Menu, Observers can click on **Assignments** to see a summary page of all assignments due across all of the courses they are enrolled in.

Observers Can't See Grades



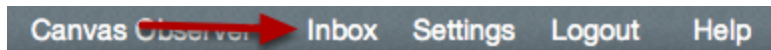
From the Global Navigation Menu, if an Observer clicks on **Grades**, they will see a blank page, unless they are linked to a student.

Observers Can See the Calendar



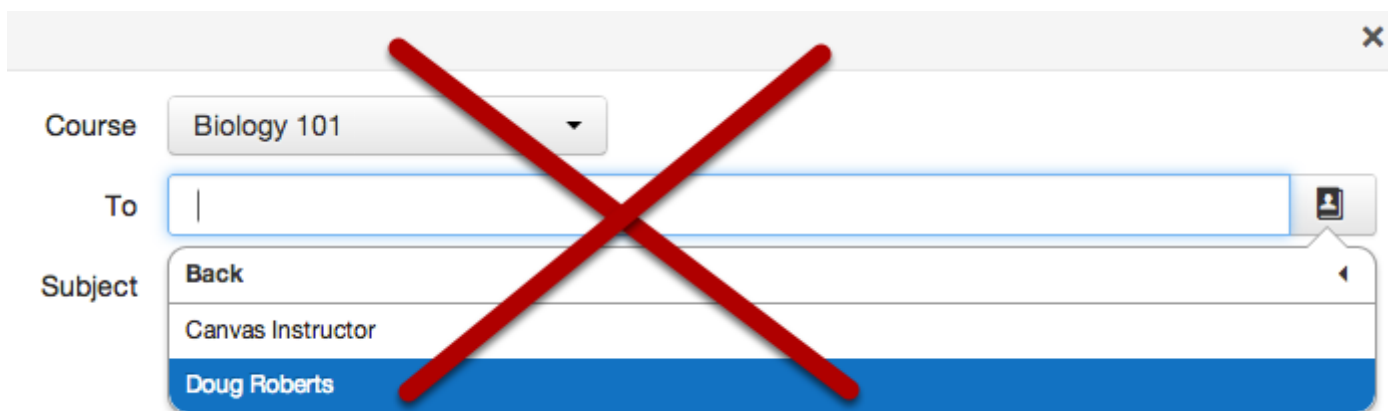
Observers can see all Assignments due on the Calendar, filter the calendar view by the different courses they are enrolled in, view undated events and assignments, and even grab an iCal feed from the global Calendar.

Observers Can Access Conversations




Observers can click on the Inbox link to access Conversations, but...




Observers Can't Send Messages to Students



Observers can send messages to only Instructors. They cannot send messages to Students in the course.

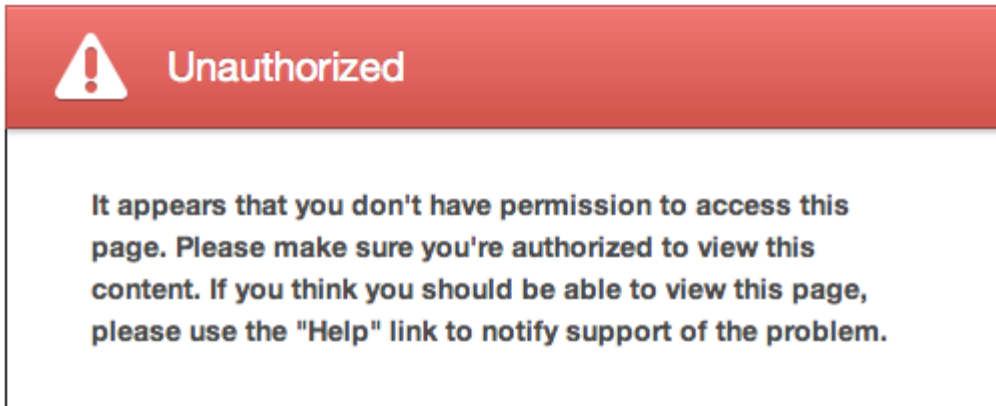
Observers Can't See Course Rosters



Name	Log In	SIS ID	Section	Role	Last Activity	Total Activity
 Emily Boone		emily.boone.canvas@gmail.com	Section 2	Student	Jun 24 at 4:49pm	12:08
 Canvas Designer		cnvsdesigner@gmail.com	Section 3	Course Designer	Jun 4 at 1:59pm	
 Jessica Doe		jessica.doe.canvas@gmail.com	Section 3	Student	Jun 23 at 9:36am	07:53

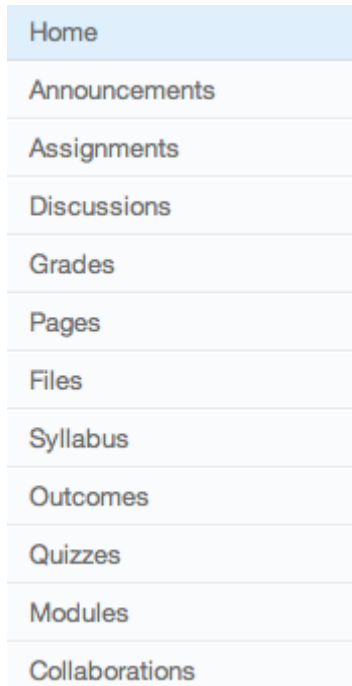
Observers will not be able to see the names of enrolled Students or their Registered Services (i.e. links to Facebook, LinkedIn, and other web services).

Observers Will Not be Able to Access Some Pages in Canvas



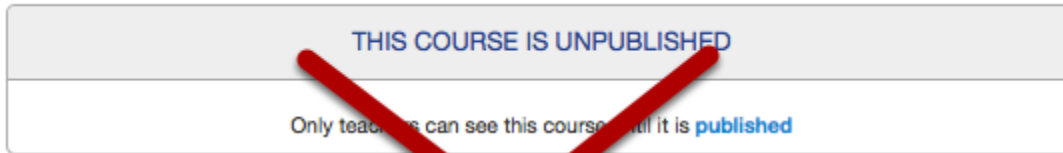
The permissions assigned to Observers are limited. They may see this screen once if they click to a page that they do not have permissions to access.

Course Navigation Links May be Modified



PLEASE NOTE: Each Instructor can customize the links in the Course Navigation and limit the number of features that Students and Observers can see. Observers may or may not see links to all of the features discussed in this lesson.

Observers Can't See Unpublished Courses



Recent Activity in ID-101



No Recent Messages

You don't have any messages to show in your stream yet. Once you begin participating in your courses you'll see this stream fill up with messages from discussions, grading updates, private messages between you and other users, etc.

Like students, Observers cannot view a course until it is published and the course has started.