

June Parent/Guardian Survey of Fall 2020 Plans

SEPTEMBER 23, 2020

Authored by: **Melissa DeSimone, EdD**
Executive Director of Research, Assessment,
and Accountability and **Leslie Russell**, District
Testing Coordinator



June Parent/Guardian Survey of Fall 2020 Plans

Background Information

March 20, 2020, Governor Abbott issued an order to close all Texas public schools. April 17, 2020, this order was extended through the end of the 2020 school year. As of June 1, 2020, much is still unknown about what will be the instructional and learning environment in August. In order to gain a better understanding of what parents perceive as current needs, Northwest ISD surveyed parents June 1 to June 9, 2020. Northwest ISD intends to survey parents at least one more time over the summer.

NISD's Curriculum and Instruction department purposefully chose to keep the survey short and free of biasing language that may imply a reason for a selection. The purpose of this first survey was to answer these key questions:

- What are parents' current preferences for their child's instructional setting?
- What percentage of parents would express that their child had a health condition that may prevent the child from returning to campus?
- What percentage of parents would express concern regarding an immediate family member having a health condition that may prevent their child from returning to campus?
- What concerns would parents want to share with Dr. Warren regarding their child returning to campus?

I think the school district handled online courses well given the circumstances. I would hope that preventing the spread of COVID-19 among children will guide your decisions on when and how to best let students return to campus. – Parent of an EHS, 9th grader

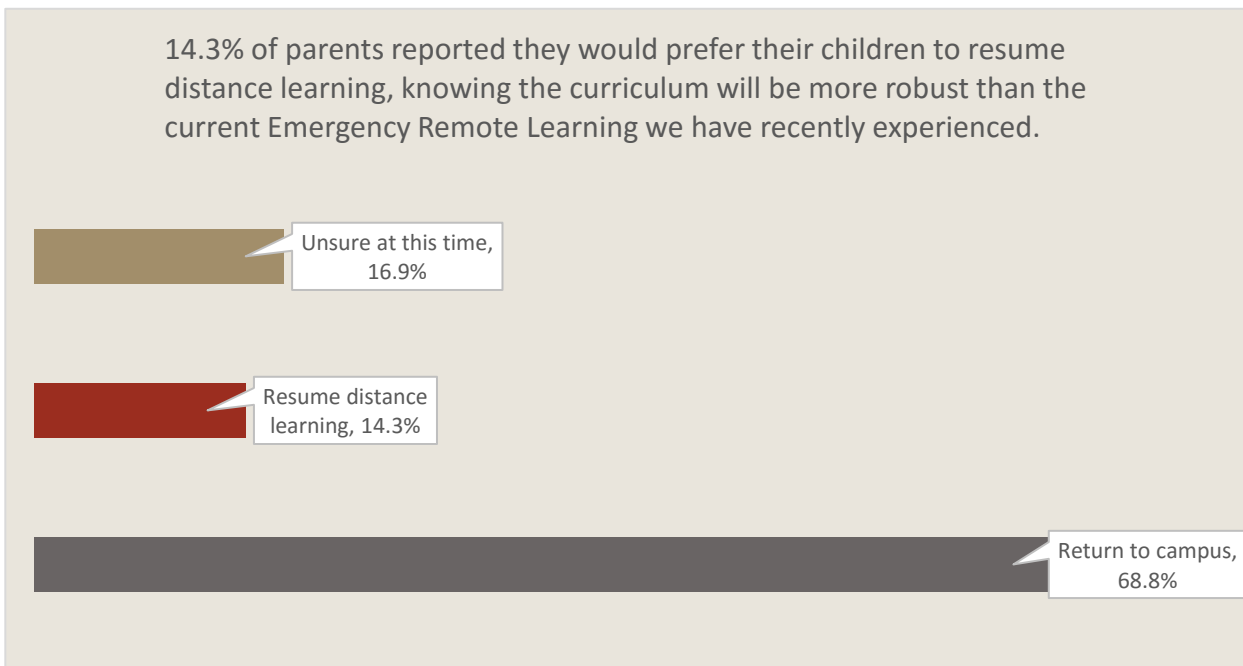
The survey was given in 5 languages: English, Spanish, French, Vietnamese, and Arabic. 11044 parents and guardians responded to the survey.

	English	Spanish	French	Vietnamese	Arabic	Total
Total Responses	10858	177	4	1	4	11044
Return to campus	7519	78	1	0	3	7601
Resume distance learning	1526	52	1	0	0	1579
Unsure at this time	1813	47	2	1	1	1864

Parents reported having a total of 15,607 students, or 61.9% of the current total enrollment.

	English	Spanish	French	Vietnamese	Arabic	Total
High School	4807	50	1	0	2	4860
Middle School	4207	42	1	0	0	4250
Elementary	6407	85	2	1	2	6497
					Total	15607

What are parents' current preferences for their child's instructional setting?



High School	I am unsure at this time.	I would prefer my child(ren) to resume distance learning	I would prefer my child(ren) to return to a traditional in-person school setting with health and safety precautions in place.
BNHS	147	170	818
NHS	187	135	710
Steele	25	37	97
EHS	232	245	1059
Total	359	342	1625

What grade levels and what campuses are the “resume distance” kids? How many kids are actually in that group?

Between 9.3 and 10.8% of all students have a high potential of making a choice to “resume remote learning.” This was based on the comparing parent responses of which campus their children attended and how many students were enrolled at that campus as of May 22, 2020. The numbers below represent the percentage of students at each campus in each answer category, not the percentage of respondents.

Campus	Online preference based on percentage of all students enrolled as of May 22	Uncertain based on percentage of all students enrolled as of May 22	In-person preference based on percentage of all students enrolled as of May 22
Beck	11.0%	9.6%	63.3%
Cox	8.2%	14.8%	70.1%
Granger	10.7%	10.7%	46.1%
Hughes	8.2%	9.9%	25.7%
Lakeview	7.4%	12.8%	75.7%
Roanoke	11.2%	14.0%	31.6%
Medlin	10.2%	13.4%	51.9%
Tidwell	10.1%	8.4%	37.5%
BNHS	8.2%	7.5%	41.2%
Steele	26.4%	14.0%	53.9%
Total	9.3%	10.5%	47.5%

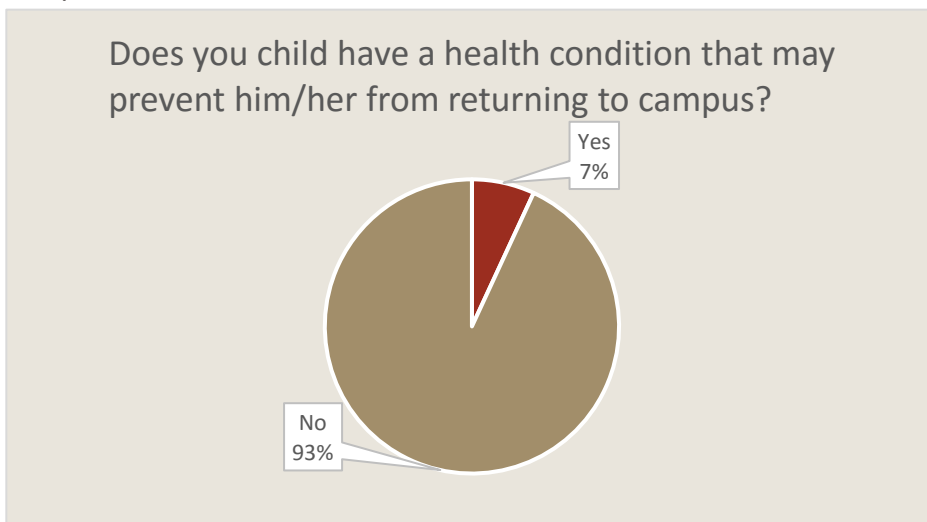
Campus	Online preference based on percentage of all students enrolled as of May 22	Uncertain based on percentage of all students enrolled as of May 22	In-person preference based on percentage of all students enrolled as of May 22
Haslet	8.1%	8.3%	56.9%
Nance	5.4%	7.4%	27.3%
Peterson	12.3%	16.5%	46.3%
Schluter	12.4%	12.7%	50.7%
Curtis	9.8%	10.5%	52.9%
SRES	12.6%	9.9%	53.3%
JCT	9.0%	9.9%	37.6%

Adams	10.3%	12.7%	44.8%
Wilson	10.6%	13.8%	50.9%
EHS	12.1%	11.0%	51.5%
Total	10.8%	11.6%	47.9%

Campus	Online preference based on percentage of all students enrolled as of May 22	Uncertain based on percentage of all students enrolled as of May 22	In-person preference based on percentage of all students enrolled as of May 22
Hatfield	10.3%	10.3%	56.2%
Justin	7.2%	10.9%	70.8%
Lance Thompson	11.8%	12.4%	61.1%
Love	9.1%	9.8%	25.7%
PVES	7.7%	11.8%	31.3%
Seven Hills	9.2%	10.9%	35.7%
Pike	8.8%	11.9%	50.7%
CTMS	8.2%	12.4%	35.5%
NHS	9.2%	12.0%	46.1%
Total	9.0%	11.5%	45.6%

What percentage of parents would express that their child had a health condition that may prevent the child from returning?

7% of the parents responded their child has health condition that may prevent the student from returning to campus.



How many of these kids are in the “resume distance learning group?” Where are the kids? What grade levels? Check with Micah, Victoria, and Jennifer Allen on actual numbers.

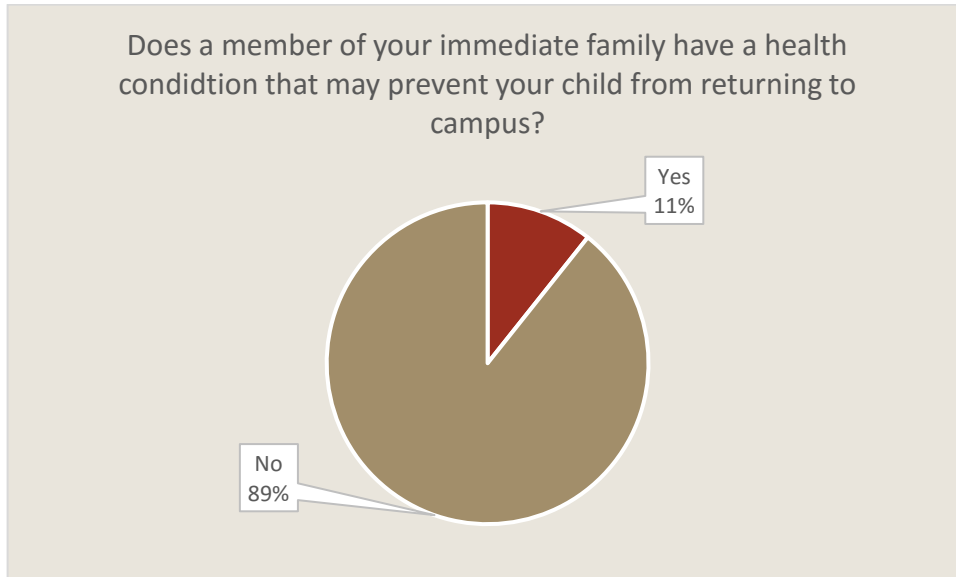
Campus	Does your child have a health condition that may prevent your child from returning to campus? YES	I would prefer my child(ren) to resume distance learning, knowing that the curriculum will be more robust than the current Emergency Remote Learning we have recently experienced.
Beck	41	18 (43.9%)
Cox	45	20 (44.4%)
Curtis	40	25 (62.5%)
Granger	46	25 (54.3%)
Haslet	26	11 (42.3%)
Hatfield	27	14 (51.9%)
Hughes	22	16 (72.7%)
JCT	31	16 (51%)
Justin	41	21 (51.2%)
Lakeview	22	8 (36.4%)
Lance Thompson	14	13 (92.9%)
Love	40	26 (65%)
Nance	20	12 (60%)
Peterson	51	31 (60.8%)
PVES	24	8 (33.3%)
Roanoke ES	35	4 (11.4%)
Schluter	49	23 (46.9%)
SRES	44	21 (47.7%)
Seven Hills	26	12 (46.25)
Elementary Total	644	324 (50.3%)

Campus	Does your child have a health condition that may prevent your child from returning to campus? YES	I would prefer my child(ren) to resume distance learning, knowing that the curriculum will be more robust than the current Emergency Remote Learning we have recently experienced.
Adams	72	24 (33.3%)
CTMS	26	7 (26.9%)
Medlin	65	23 (35.4%)
Pike	63	30 (47.6%)
Tidwell	44	25 (56.8%)
Wilson	69	38 (55.1%)
Middle School Total	339	147 (43.4%)

Campus	Does your child have a health condition that may prevent your child from returning to campus? YES	I would prefer my child(ren) to resume distance learning, knowing that the curriculum will be more robust than the current Emergency Remote Learning we have recently experienced.
Byron	107	51(47.7%)
NHS	135	58 (43%)
Steele	28	18 (64.3%)
Eaton	145	73 (50.3%)
High School Total	415	200 (48.2%)

What percentage of parents would express concern regarding an immediate family member having a health condition that may prevent their child from returning to campus?

11% of parents responded their child may be prevented from returning to campus due to a family member’s health condition.



Where are these kids? What grade levels? What did they answer for the first question?

Campus	Does a member of your immediate family have a health condition that may prevent your child from returning to campus? YES	I would prefer my child(ren) to resume distance learning, knowing that the curriculum will be more robust than the current Emergency Remote Learning we have recently experienced.	I would prefer my child(ren) to return to a traditional in-person school setting with health and safety precautions in place.	I am unsure at this time.
Beck	52	38 (73.1%)	11 (21.2%)	3 (5.8%)
Cox	51	24 (47.1%)	3 (5.9%)	24 (47.1%)
Curtis	43	29 (67.4%)	6 (14%)	8 (18.6%)
Granger	67	37 (55.2%)	15 (22.4%)	15 (22.4%)
Haslet	33	14 (42.4%)	14 (42.4%)	5 (15.2%)
Hatfield	25	13 (52%)	5 (20%)	7 (28%)
Hughes	43	24 (55.8%)	8 (18.6%)	11 (25.6%)
JCT	39	16 (41%)	9 (23.1%)	14 (35.9%)
Justin	40	26 (65%)	7 (17.5%)	7 (17.5%)
Lakeview	37	15 (40.5%)	5 (13.5%)	17 (45.9%)
Lance				
Thompson	16	6 (37.5%)	1 (6.3%)	9 (56.3%)
Love	56	31 (55.4%)	7 (12.5%)	18 (32.1%)
Nance	28	13 (46.4%)	8 (28.6%)	7 (25%)
Peterson	81	44 (54.3%)	13 (16%)	24 (29.6%)
PVES	46	22 (47.8%)	4 (8.7%)	20 (43.5%)
Roanoke ES	49	23 (46.9%)	5 (10.2%)	21 (42.9%)
Schluter	65	31 (47.7%)	17 (26.2%)	17 (26.2%)
SRES	45	28 (62.2%)	3 (6.7%)	14 (31.1%)
Seven Hills Elementary	43	20 (46.5%)	9 (20.9%)	14 (31.1%)
Total	859	454 (52.9%)	150 (17.5%)	255 (29.7%)

Campus	Does a member of your immediate family have a health condition that may prevent your child from returning to campus? YES	I would prefer my child(ren) to resume distance learning, knowing that the curriculum will be more robust than the current Emergency Remote Learning we have recently experienced.	I would prefer my child(ren) to return to a traditional in-person school setting with health and safety precautions in place.	I am unsure at this time.
Adams	90	45 (50%)	27 (30%)	18 (20%)
CTMS	43	11(25.6%)	9 (20.9%)	23 (53.5%)
Medlin	80	33(41.3%)	16 (20%)	31 (38.8%)
Pike	75	33(44%)	17 (22.7%)	25 (33.3%)
Tidwell	74	47 (63.5%)	10 (13.5%)	17 (23%)
Wilson	102	53 (52%)	19 (18.6%)	30 (29.4%)
Middle School				
Total	464	222(47.8%)	98 (21.1%)	144 (31%)

Campus	Does a member of your immediate family have a health condition that may prevent your child from returning to campus? Yes	I would prefer my child(ren) to resume distance learning, knowing that the curriculum will be more robust than the current Emergency Remote Learning we have recently experienced.	I would prefer my child(ren) to return to a traditional in-person school setting with health and safety precautions in place.	I am unsure at this time.
Byron	158	78 (49.4%)	31 (19.6%)	49 (31%)
NHS	151	73 (48.3%)	32 (21.2%)	46 (30.5%)
Steele	45	27 (60%)	7 (15.6%)	11 (24.4%)
Eaton	184	107 (58.2%)	38 (20.75)	39 (21.2%)
High School Total	538	285 (53%)	108 (20.1%)	145 (27%)