


London Borough of Richmond upon Thames
Newland House School

 Gold accredited

School Travel Plan

01/09/2021 - 31/08/2022

School information

Current Level
Gold accredited

Awarded
September 2019

Valid until
August 2023

Basic information

Opening hours

07:30 - 18:00

Student school hours

08:30 - 16:00

Breakfast club opening hours

07:30 - 08:20

Extended school visiting time

18:00

Number of staff

84

Site crossing points

0 crossings

Site crossing patrol

No

Joint access

Unknown

Travel and planning

Bus routes

33 (Richmond to school), R68 Kew to Hampton Crt Station along Strawberry Vale.

Bus stop procedure

Unknown

Catchment area

Twickenham

Expansion plans

Unknown

Engineering measures

Traffic calming in the form of 2 pinch points were installed on Waldegrave Pk. Bus bay outside the school on Waldegrave Pk. SKC's outside the main site and the nursery site. CPZ introduced along Teddington Park Rd.

Other travel information

Unknown

Rules relating to school travel

Unknown

Notes about travel in the area

Unknown

Cycle routes

Unknown

Facilities and parking

Covered sheffield stand

0 spaces

Sheffield stand

0 spaces

Cycle racks

55 spaces

Other cycle parking

40 spaces

Scooter parking

Unknown

Access to car park

Unknown

Helmet lockers

0 lockers

Student storage lockers

0 lockers

Staff storage lockers

22 lockers

Staff shower facilities

Yes

Number of entrances

0 entrances

Local speed limit

20 mph

Motorcycle parking

0 spaces

Staff parking

10 spaces

Staff car share parking

0 spaces

Disabled parking

1 spaces

Visitor parking

1 spaces

Coach parking

Yes

Edubase data

Address

Waldegrave Park

Twickenham

TW1 4TQ

2088651234

[Go to website](#)

Phase of education

Not applicable

School type

Other Independent School

Gender

Mixed

Age range

3 - 13

Number of pupils

466

DfE Number

318/6004

URN

102934

Status

Open

Targets

 In progress

Park and stride

Description

Increase p/s from 5% to 7% for pupils

Planned date

18/10/2021

Active Travel initiatives

Description

Run an active travel event/initiative each term these may be pupil lead e.g road safety assemblies, cycle campaigns, walking routes etc

Planned date

18/10/2021

Active Travel

Description

Increase active travel to school from 58 to 60% for pupils

Planned date

11/10/2021

Survey Groups

Hands up pupil and staff survey

Participants	Date	Responses	Response rate
Pupils & staff	16/09/2021	516	100%

Active travel (56%/67%)

Walking (28%/18%)

Scooting (9%/11%)

Buggy (0%/1%)

Cycling (19%/37%)

Public transport (8%/13%)

Rail/Overground
(1%/3%)

Tube (0%/0%)

DLR (0%/0%)

Tram (0%/0%)

Public bus (3%/5%)

School bus/Taxi
(4%/5%)

River (0%/0%)

Car (35%/20%)

Car/Motorcycle
(29%/14%)

Car share (1%/4%)

Park and stride
(5%/2%)

19/20 HUS

Participants	Date	Responses	Response rate
Puplis	21/11/2019	454	100%

Active travel (41%/72%)

Walking (29%/24%)

Scooting (7%/15%)

Buggy (0%/2%)

Cycling (6%/31%)

Public transport (10%/12%)

Rail/Overground
(1%/3%)

Tube (0%/0%)

DLR (0%/0%)

Tram (0%/0%)

Public bus (4%/4%)

School bus/Taxi
(5%/5%)

River (0%/0%)

Car (49%/17%)

Car/Motorcycle
(34%/13%)

Car share (5%/4%)

Park and stride
(10%/0%)

Whole school annual pupils and staff hands up survey 2018-19

Participants	Date	Responses	Response rate
Pupils & staff	25/01/2018	521	100%

Active travel (43%/76%)

Walking (31%/24%)

Scooting (5%/13%)

Buggy (0%/0%)

Cycling (7%/39%)

Public transport (6%/7%)

Rail/Overground
(1%/2%)

Tube (0%/0%)

DLR (0%/0%)

Tram (0%/0%)

Public bus (2%/2%)

School bus/Taxi
(3%/3%)

River (0%/0%)

Car (50%/17%)

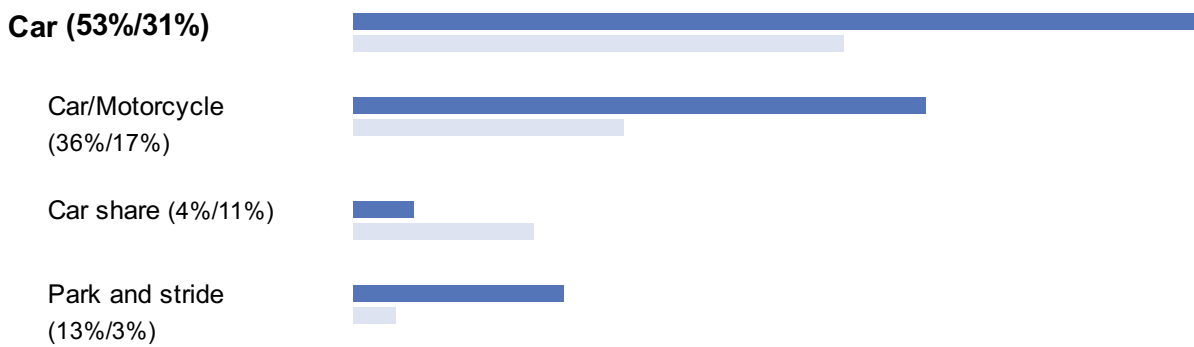

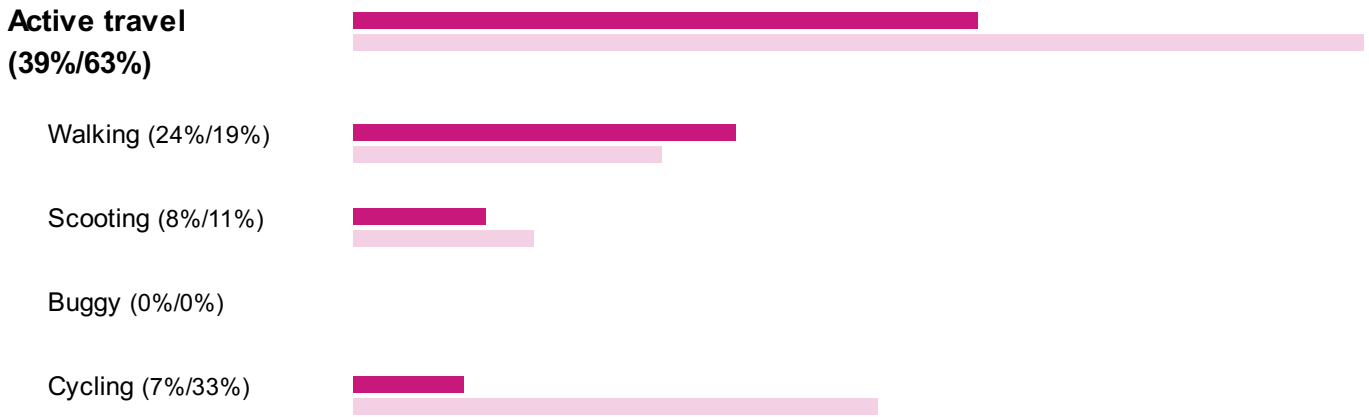
Car/Motorcycle
(30%/10%)

Car share (4%/6%)

Park and stride
(16%/1%)

Whole School (pupils and staff) hands-up survey 2016/17

Participants	Date	Responses	Response rate
Pupils & staff	11/05/2017	463	93%



2015/2016 Survey

Participants	Date	Responses	Response rate
Pupils & staff	10/10/2015	427	108%

Active travel (33%/57%)

Walking (24%/18%)

Scooting (5%/11%)

Buggy (0%/0%)

Cycling (5%/29%)

Public transport (11%/11%)

Rail/Overground (0%/4%)

Tube (0%/0%)

DLR (0%/0%)

Tram (0%/0%)

Public bus (5%/4%)

School bus/Taxi (6%/3%)

River (0%/0%)

Car (56%/31%)

Car/Motorcycle (48%/24%)

Car share (1%/5%)

Park and stride (7%/2%)

Stories

Air Quality Day

Our story

At our local community meeting on October 15th 2021 some of our local residents told us about some parents who arrive early for end of school pick up and leave their engines running. We therefore committed to introduce a range of activities uncluding assemblies, pupil letters to parents and other measures to increase awarenes of the impact of idling on air quality.

These activities will culminate in the Clean Air Day on Thursday June 16th 2022

The first promotion was on the school instagram, firefly (communications platform for parents) and facebook on 21st October 2021

Dates of activity

22/10/2021

Number of participants

450

Local Community meeting

Our story

The school hosted a meeting of local residents, staff, pupils and governors at the school to discuss issues of mutual interest. This included the school travel plan, the current use of cars by staff and parents, considerate parking and the impact of the proposed CPZ

The intention is to hold termly meetings to check in on progress and emerging issues

Dates of activity

15/10/2021 - 15/10/2021

Number of participants

38

The golden lock

Our story

The pupils were very excited about the golden padlock and the school bought an extra padlock so that both parts of the school had a winner. We are looking forward to making this a regular event

Dates of activity

24/09/2021 - 24/09/2021

Number of participants

421