



STATE OF CONNECTICUT
 OFFICE OF THE SECRETARY OF THE STATE
 Head Moderator's Return

Democratic Presidential Preference Primary
 August 11, 2020
 Amendment 1

New Britain

Candidates on Ballot

Note:
 At the Democratic Presidential Preference Primary in the town of New Britain locally warned and held on August 11, 2020. The following candidates received the number of votes annexed to their name respectively.

Nomination for President of the United States

Democratic	Democratic	Democratic	Democratic
Joe Biden	Bernie Sanders	Tulsi Gabbard	Uncommitted
3,223	275	37	97

List of Votes Certified By



**STATE OF CONNECTICUT
OFFICE OF THE SECRETARY OF THE STATE
Head Moderator's Return**

Democratic Presidential Preference Primary
August 11, 2020
Amendment 1

New Britain

Report of Absentee Ballots

Congressional District 5

Number Received from Town Clerk

<u>Number Issued</u>					
Absentee	Military	Overseas	Election Day Registration	Presidential	=
2,322	+ 9	+ 3	+ 0	+ 0	= 2,334

Number Rejected (-)

Absentee	Military	Overseas	Election Day Registration	Presidential	=
19	+ 0	+ 0	+ 0	+ 0	= 19

Number Counted 2,315

Report of Provisional Ballots

Total Provisional Ballots Issued Town wide 0

Official Check List Report

Names on Official Check List

(Names on the Official check list-Names on Active List and names Restored to the Active List on Election Day; also Overseas Ballot Applicants.)

Election Day Registration 0

(Total Election Day Registration (EDR) Issued)

Grand Total Names on Active List 14,804

Names Checked as Having Voted

(Total of names-by-name count of ALL names checked on the Official Check List as having voted at the polls, by Absentee ballot and by Overseas Ballot -- including names checked at the absentee ballot central counting location, if any.)

Election Day Registration 0

Total Votes for Governor/President
All Candidates 0

(This number should be less than or Equal to names checked as having voted)



STATE OF CONNECTICUT
OFFICE OF THE SECRETARY OF THE STATE
Head Moderator's Return

Democratic Presidential Preference Primary

August 11, 2020

Amendment 1

New Britain

List of Votes Certified By

Signature of Head Moderator -- Presiding Officer

Steven Strumskas

Print Head Moderator's Name

Head Moderator's Home Tel#

860-826-3310

Head Moderator's Work Tel#



STATE OF CONNECTICUT
OFFICE OF THE SECRETARY OF THE STATE
Head Moderator's Return

Democratic Primary
August 11, 2020
Amendment 2

New Britain

Candidates on Ballot

Note:

At the Democratic Primary in the town of New Britain locally warned and held on August 11, 2020. The following candidates received the number of votes annexed to their name respectively.

State Representative 24

Assembly District

24

Democratic

Democratic

Ermanuel "Manny"
Sanchez

Richard Lacourciere

913

614

List of Votes Certified By



STATE OF CONNECTICUT
OFFICE OF THE SECRETARY OF THE STATE
 Head Moderator's Return

Democratic Primary
 August 11, 2020
 Amendment 2

New Britain

Report of Absentee Ballots

Congressional District 5

Number Received from Town Clerk

<u>Number Issued</u>					=	807
Absentee	Military	Overseas	Election Day Registration	Presidential		
800	+ 6	+ 1	+ 0	+ 0		
<u>Number Rejected</u>					=	13
Absentee	Military	Overseas	Election Day Registration	Presidential		
13	+ 0	+ 0	+ 0	+ 0		13
						(-)
						794

Report of Provisional Ballots

Total Provisional Ballots Issued Town wide 0

Official Check List Report

Names on Official Check List

(Names on the Official check list-Names on Active List and names Restored to the Active List on Election Day; also Overseas Ballot Applicants.)

4,445

(+)

0

(Total Election Day Registration (EDR) Issued)

4,445

Grand Total Names on Active List

1,579

Names Checked as Having Voted

(Total of names-by-name count of ALL names checked on the Official Check List as having voted at the polls, by Absentee ballot and by Overseas Ballot -- including names checked at the absentee ballot central counting location, if any.)

0

Total Votes for Governor/President
 All Candidates

(This number should be less than or Equal to names checked as having voted)



STATE OF CONNECTICUT
OFFICE OF THE SECRETARY OF THE STATE
Head Moderator's Return

Democratic Primary
August 11, 2020
Amendment 2

New Britain

List of Votes Certified By



Signature of Head Moderator -- Presiding Officer

Head Moderator's Home Tel#

860-826-3310

Steven Strumskas

Head Moderator's Work Tel#

Print Head Moderator's Name



STATE OF CONNECTICUT
 OFFICE OF THE SECRETARY OF THE STATE
 Head Moderator's Return

Republican Presidential Preference Primary
 August 11, 2020
 Amendment 2

New Britain

Candidates on Ballot

Note:
 At the Republican Presidential Preference Primary in the town of New Britain locally warned and held on August 11, 2020. The following candidates received the number of votes annexed to their name respectively.

Nomination for President of the United States

Republican	Republican	Republican
Donald J. Trump	Roque "Rocky" De La Fuente	Uncommitted
629	34	89

List of Votes Certified By



STATE OF CONNECTICUT
OFFICE OF THE SECRETARY OF THE STATE
 Head Moderator's Return

Republican Presidential Preference Primary
 August 11, 2020
 Amendment 2

New Britain

Report of Absentee Ballots

Congressional District 5

Number Received from Town Clerk

<u>Number Issued</u>									
Absentee	Military	Overseas	Election Day Registration	Presidential					
296	+	0	+	0	+	0	=		
							296		
<u>Number Rejected</u>									
Absentee	Military	Overseas	Election Day Registration	Presidential					
9	+	0	+	0	+	0	=		
							(-)		
							9		
							Number Counted		287

Report of Provisional Ballots

Total Provisional Ballots Issued Town wide

0

Official Check List Report

Names on Official Check List

3,525

(Names on the Official check list-Names on Active List and names Restored to the Active List on Election Day; also Overseas Ballot Applicants.)

(+)

Election Day Registration

0

(Total Election Day Registration (EDR) Issued)

Grand Total Names on Active List

3,525

Names Checked as Having Voted

761

(Total of names-by-name count of ALL names checked on the Official Check List as having voted at the polls, by Absentee ballot and by Overseas Ballot -- including names checked at the absentee ballot central counting location, if any.)

Total Votes for Governor/President
All Candidates

0

(This number should be less than or Equal to names checked as having voted)




STATE OF CONNECTICUT
OFFICE OF THE SECRETARY OF THE STATE
Head Moderator's Return

Republican Presidential Preference Primary
August 11, 2020
Amendment 2

New Britain

List of Votes Certified By




Signature of Head Moderator -- Presiding Officer

Head Moderator's Home Tel#

860-826-3310

Steven Strumskas

Head Moderator's Work Tel#

Print Head Moderator's Name



**STATE OF CONNECTICUT
OFFICE OF THE SECRETARY OF THE STATE
Head Moderator's Return**

Republican Presidential Preference Primary
August 11, 2020
Amendment 2

New Britain

Candidates on Ballot

Note:

At the Republican Presidential Preference Primary in the town of New Britain locally warned and held on August 11, 2020. The following candidates received the number of votes annexed to their name respectively.

Nomination for President of the United States

Republican	Republican	Republican
Donald J. Trump	Roque "Rocky" De La Fuente	Uncommitted
629	34	89

List of Votes Certified By



**STATE OF CONNECTICUT
OFFICE OF THE SECRETARY OF THE STATE
Head Moderator's Return**

Republican Presidential Preference Primary
August 11, 2020
Amendment 2

New Britain

Report of Absentee Ballots

Congressional District 5

Number Issued

<u>Number Issued</u>		<u>Number Received from Town Clerk</u>	
Absentee	Military	Overseas	Presidential
296	+ 0	+ 0	+ 0
			= 296

Number Rejected

<u>Number Rejected</u>		<u>Number Counted</u>	
Absentee	Military	Overseas	Presidential
9	+ 0	+ 0	+ 0
			= 9

287

Report of Provisional Ballots

Total Provisional Ballots Issued Town wide 0

Official Check List Report

Names on Official Check List

(Names on the Official check list-Names on Active List and names Restored to the Active List on Election Day; also Overseas Ballot Applicants.)

3,525

Election Day Registration

(Total Election Day Registration (EDR) Issued)

0

Grand Total Names on Active List

3,525

Names Checked as Having Voted

(Total of names-by-name count of ALL names checked on the Official Check List as having voted at the polls, by Absentee ballot and by Overseas Ballot -- including names checked at the absentee ballot central counting location, if any.)

761

Total Votes for Governor/President

All Candidates

0

(This number should be less than or Equal to names checked as having voted)



STATE OF CONNECTICUT
OFFICE OF THE SECRETARY OF THE STATE
Head Moderator's Return

Republican Presidential Preference Primary
August 11, 2020
Amendment 2

New Britain

List of Votes Certified By

Signature of Head Moderator -- Presiding Officer

Steven Strumskas

Print Head Moderator's Name

Head Moderator's Home Tel#

860-826-3310

Head Moderator's Work Tel#

STATE OF CONNECTICUT
CITY OF NEW BRITAIN
OFFICIAL RESULTS

AUGUST 11, 2020 RESULTS SHEET
REPUBLICAN PRESIDENTIAL PREFERENCE PRIMARY

PRESIDENTIAL PREFERENCE		DISTRICT 1	DISTRICT 2	DISTRICT 3	DISTRICT 4	DISTRICT 5	DISTRICT 5-1	DISTRICT 5-2	DISTRICT 6	DISTRICT 7	DISTRICT 8	DISTRICT 9	DISTRICT 10	DISTRICT 11	DISTRICT 12	DISTRICT 13	DISTRICT 14	DISTRICT 15	TOTAL
DONALD J. TRUMP 1A	POLLING PLACE	40	23	23	11	3	6	2	9	20	11	21	24	43	65	15	31	81	428
	ABSENTEE	171	30																201
	EDR	0																	0
	TOTAL	211	53	23	11	3	6	2	9	20	11	21	24	43	65	15	31	81	629
ROQUE "ROCKY" DE LA FUENTE 1B	POLLING PLACE	1	0	1	0	0	0	0	0	0	0	0	1	1	3	0	1	3	11
	ABSENTEE	20	3																23
	EDR	0																	0
	TOTAL	21	3	1	0	0	0	0	0	0	0	0	1	1	3	0	1	3	34
UNCOMMITTED 1C	POLLING PLACE	4	1	2	0	3	0	0	1	1	1	0	1	4	2	0	0	6	26
	ABSENTEE	49	14																63
	EDR	0																	0
	TOTAL	53	15	2	0	3	0	0	1	1	1	0	1	4	2	0	0	6	89


PRESIDENTIAL PREFERENCE	
DONALD J. TRUMP	629
ROQUE "ROCKY" DE LA FUENTE	34
UNCOMMITTED	89

* ALL ABSENTEE RESULTS ARE POSTED UNDER DISTRICT 1 FOR 8/11/2020
* SECOND BATCH ABSENTEE ARE POSTED UNDER DISTRICT 2 FOR 8/13/2020

VOTERS	DISTRICT 1	DISTRICT 2	DISTRICT 3	DISTRICT 4	DISTRICT 5	DISTRICT 5-1	DISTRICT 5-2	DISTRICT 6	DISTRICT 7	DISTRICT 8	DISTRICT 9	DISTRICT 10	DISTRICT 11	DISTRICT 12	DISTRICT 13	DISTRICT 14	DISTRICT 15	TOTAL
TOTAL ELIGIBLE TO VOTE	342	229	172	72	72	24	10	108	143	134	202	155	340	559	210	250	503	3525
TOTAL EDR ADDED VOTERS	0	0	0	0	0	0	0	0	0	0	0	0	0	0	0	0	0	0
TOTAL VOTERS	342	229	172	72	72	24	10	108	143	134	202	155	340	559	210	250	503	3525
VOTED BALLOTS	DISTRICT 1	DISTRICT 2	DISTRICT 3	DISTRICT 4	DISTRICT 5	DISTRICT 5-1	DISTRICT 5-2	DISTRICT 6	DISTRICT 7	DISTRICT 8	DISTRICT 9	DISTRICT 10	DISTRICT 11	DISTRICT 12	DISTRICT 13	DISTRICT 14	DISTRICT 15	TOTAL
MACHINE BALLOTS	45	24	26	11	6	6	2	10	21	12	21	26	48	70	15	32	90	465
ABSENTEE BALLOTS	35	21	9	7	7	3	1	1	6	10	11	8	25	61	25	24	42	296
EDR BALLOTS	0	0	0	0	0	0	0	0	0	0	0	0	0	0	0	0	0	0
OVERSEAS BALLOT	0	0	0	0	0	0	0	0	0	0	0	0	0	0	0	0	0	0
MILITARY BALLOT	0	0	0	0	0	0	0	0	0	0	0	0	0	0	0	0	0	0
PRESIDENTIAL BALLOT	0	0	0	0	0	0	0	0	0	0	0	0	0	0	0	0	0	0
TOTAL VOTED BALLOTS	80	45	35	18	13	9	3	11	27	22	32	34	73	131	40	56	132	761
VOTER PARTICIPATION PERCENTAGE	23%	20%	20%	25%	18%	38%	30%	10%	19%	16%	16%	22%	21%	23%	19%	22%	26%	22%

TOTAL ELIGIBLE TO VOTE	3525
TOTAL VOTED	761
VOTER PARTICIPATION PERCENTAGE	22%

SIGN HERE: X



AUGUST 11, 2020

DATE

STEVEN M STRUMSKAS

HEAD MODERATOR

PRINTED NAME

STATE OF CONNECTICUT CITY OF NEW BRITAIN OFFICIAL RESULTS	AUGUST 11, 2020 RESULTS SHEET DEMOCRAT PRESIDENTIAL PREFERENCE PRIMARY DEMOCRAT STATE REPRESENTATIVE ASSEMBLY DISTRICT 24 PRIMARY
---	---

PRESIDENTIAL PREFERENCE		DISTRICT 1	DISTRICT 2	DISTRICT 3	DISTRICT 4	DISTRICT 5	DISTRICT 5-1	DISTRICT 5-2	DISTRICT 6	DISTRICT 7	DISTRICT 8	DISTRICT 9	DISTRICT 10	DISTRICT 11	DISTRICT 12	DISTRICT 13	DISTRICT 14	DISTRICT 15	TOTAL	
JOE BIDEN 1A	POLLING PLACE	166	110	103	40	50	27	33	35	50	42	66	46	69	127	56	105	160	1285	
	ABSENTEE	240	129	103	25	254	801	173											213	1938
	EDR	0	0	0	0	0	0	0	0	0	0	0	0	0	0	0	0	0	0	0
	TOTAL	406	239	206	65	304	828	206	35	50	42	66	46	69	127	56	105	160	373	3223
BERNIE SANDERS 1B	POLLING PLACE	50	24	16	4	7	3	6	6	13	7	16	15	9	23	15	16	34	264	
	ABSENTEE	23	12	11	4	30	100	30											31	241
	EDR	0	0	0	0	0	0	0	0	0	0	0	0	0	0	0	0	0	0	0
	TOTAL	73	36	27	8	37	103	36	6	13	7	16	15	9	23	15	16	34	65	505
TULSI GABBARD 1C	POLLING PLACE	3	4	0	1	0	0	0	0	1	0	0	3	1	4	4	1	9	31	
	ABSENTEE	2	4	1	0	3	12	2											4	28
	EDR	0	0	0	0	0	0	0	0	0	0	0	0	0	0	0	0	0	0	0
	TOTAL	5	8	1	1	3	12	2	0	1	0	0	3	1	4	4	1	9	13	59
UNCOMMITTED 1D	POLLING PLACE	5	7	6	3	0	0	1	2	3	4	3	4	7	4	3	6	11	69	
	ABSENTEE	10	5	8	6	8	25	7											10	86
	EDR	0	0	0	0	0	0	0	0	0	0	0	0	0	0	0	0	0	0	0
	TOTAL	15	12	14	9	8	25	8	2	10	4	3	4	7	4	3	6	11	21	155

STATE REPRESENTATIVE		DISTRICT 1	DISTRICT 2	DISTRICT 3	DISTRICT 4	DISTRICT 5	DISTRICT 5-1	DISTRICT 5-2	DISTRICT 6	DISTRICT 7	DISTRICT 8	DISTRICT 9	DISTRICT 10	DISTRICT 11	DISTRICT 12	DISTRICT 13	DISTRICT 14	DISTRICT 15	TOTAL	
EMMANUEL "MANNY" SANCHEZ ENDORSED CANDIDAT 2A	POLLING PLACE	128	84	83	33														107	435
	ABSENTEE	129	92	86	26														145	478
	EDR	0	0	0	0														0	0
	TOTAL	257	176	169	59	0	0	0	0	0	0	0	0	0	0	0	0	0	252	913
RICHARD LACOURCIERE 2B	POLLING PLACE	98	65	40	14														107	324
	ABSENTEE	72	58	38	11														111	290
	EDR	0	0	0	0														0	0
	TOTAL	170	123	78	25	0	0	0	0	0	0	0	0	0	0	0	0	0	218	614

PRESIDENTIAL PREFERENCE	
JOE BIDEN	3223
BERNIE SANDERS	505
TULSI GABBARD	59
UNCOMMITTED	155

STATE REPRESENTATIVE	
EMMANUEL "MANNY" SANCHEZ	913
RICHARD LACOURCIERE	614

* ALL ABSENTEES FOR DISTRICTS 5-8 ARE UNDER DISTRICT 5
 * ALL ABSENTEES FOR DISTRICTS 9-14 ARE UNDER DISTRICT 5-1
 * ALL ABSENTEES FOR DISTRICT 5-14 PROCESSED ON 8/13/2020 ARE UNDER 5-2

VOTERS	DISTRICT 1	DISTRICT 2	DISTRICT 3	DISTRICT 4	DISTRICT 5	DISTRICT 5-1	DISTRICT 5-2	DISTRICT 6	DISTRICT 7	DISTRICT 8	DISTRICT 9	DISTRICT 10	DISTRICT 11	DISTRICT 12	DISTRICT 13	DISTRICT 14	DISTRICT 15	TOTAL
TOTAL ELIGIBLE TO VOTE	1194	1054	911	313	564	115	181	622	1158	954	955	532	1139	1802	945	1391	974	14804
TOTAL EDR ADDED VOTERS	0	0	0	0	0	0	0	0	0	0	0	0	0	0	0	0	0	0
TOTAL VOTERS	1194	1054	911	313	564	115	181	622	1158	954	955	532	1139	1802	945	1391	974	14804
VOTED BALLOTS	DISTRICT 1	DISTRICT 2	DISTRICT 3	DISTRICT 4	DISTRICT 5	DISTRICT 5-1	DISTRICT 5-2	DISTRICT 6	DISTRICT 7	DISTRICT 8	DISTRICT 9	DISTRICT 10	DISTRICT 11	DISTRICT 12	DISTRICT 13	DISTRICT 14	DISTRICT 15	TOTAL
MACHINE BALLOTS	227	151	127	48	57	30	40	43	67	53	85	68	86	158	78	128	219	1665
ABSENTEE BALLOTS	211	155	130	40	67	24	18	65	110	98	137	102	181	378	129	213	264	2322
EDR BALLOTS	0	0	0	0	0	0	0	0	0	0	0	0	0	0	0	0	0	0
OVERSEAS BALLOT	0	0	0	0	1	0	0	0	0	0	0	0	0	1	0	0	1	3
MILITARY BALLOT	3	0	0	0	0	0	0	0	0	2	0	0	0	0	0	1	3	9
PRESIDENTIAL BALLOT	0	0	0	0	0	0	0	0	0	0	0	0	0	0	0	0	0	0
TOTAL VOTED BALLOTS	441	306	257	88	125	54	58	108	177	153	222	170	267	537	207	342	487	3999
VOTER PARTICIPATION PERCENTAGE	37%	29%	28%	28%	22%	47%	32%	17%	15%	16%	23%	32%	23%	30%	22%	25%	50%	27%

TOTAL ELIGIBLE TO VOTE	14804
TOTAL VOTED	3999
VOTER PARTICIPATION PERCENTAGE	27%

SIGN HERE: X



AUGUST 11, 2020

DATE

STEVEN M STRUMSKAS

HEAD MODERATOR

PRINTED NAME


PRESIDENTIAL PREFERENCE		DISTRICT 1	DISTRICT 2	DISTRICT 3	DISTRICT 4	DISTRICT 5	DISTRICT 5-1	DISTRICT 5-2	DISTRICT 6	DISTRICT 7	DISTRICT 8	DISTRICT 9	DISTRICT 10	DISTRICT 11	DISTRICT 12	DISTRICT 13	DISTRICT 14	DISTRICT 15	TOTAL
DONALD J. TRUMP 1A	POLLING PLACE	40	23	23	11	3	6	2	9	20	11	21	24	43	65	15	31	81	428
	ABSENTEE	171	30																201
	EDR	0																	
	TOTAL	211	53	23	11	3	6	2	9	20	11	21	24	43	65	15	31	81	629
ROQUE "ROCKY" DE LA FUENTE 1B	POLLING PLACE	1	0	1	0	0	0	0	0	0	0	0	1	1	3	0	1	3	11
	ABSENTEE	20	3																23
	EDR	0																	
	TOTAL	21	3	1	0	0	0	0	0	0	0	0	1	1	3	0	1	3	34
UNCOMMITTED 1C	POLLING PLACE	4	1	2	0	3	0	0	1	1	1	0	1	4	2	0	0	6	26
	ABSENTEE	49	14																63
	EDR	0																	
	TOTAL	53	15	2	0	3	0	0	1	1	1	0	1	4	2	0	0	6	89

PRESIDENTIAL PREFERENCE	
DONALD J. TRUMP	629
ROQUE "ROCKY" DE LA FUENTE	34
UNCOMMITTED	89

* ALL ABSENTEE RESULTS ARE POSTED UNDER DISTRICT 1 FOR 8/11/2020
* SECOND BATCH ABSENTEE ARE POSTED UNDER DISTRICT 2 FOR 8/13/2020

VOTERS	DISTRICT 1	DISTRICT 2	DISTRICT 3	DISTRICT 4	DISTRICT 5	DISTRICT 5-1	DISTRICT 5-2	DISTRICT 6	DISTRICT 7	DISTRICT 8	DISTRICT 9	DISTRICT 10	DISTRICT 11	DISTRICT 12	DISTRICT 13	DISTRICT 14	DISTRICT 15	TOTAL
TOTAL ELIGIBLE TO VOTE	342	229	172	72	72	24	10	108	143	134	202	155	340	559	210	250	503	3525
TOTAL EDR ADDED VOTERS	0	0	0	0	0	0	0	0	0	0	0	0	0	0	0	0	0	0
TOTAL VOTERS	342	229	172	72	72	24	10	108	143	134	202	155	340	559	210	250	503	3525
VOTED BALLOTS	DISTRICT 1	DISTRICT 2	DISTRICT 3	DISTRICT 4	DISTRICT 5	DISTRICT 5-1	DISTRICT 5-2	DISTRICT 6	DISTRICT 7	DISTRICT 8	DISTRICT 9	DISTRICT 10	DISTRICT 11	DISTRICT 12	DISTRICT 13	DISTRICT 14	DISTRICT 15	TOTAL
MACHINE BALLOTS	45	24	26	11	6	6	2	10	21	12	21	26	48	70	15	32	90	465
ABSENTEE BALLOTS	35	21	9	7	7	3	1	1	6	10	11	8	25	61	25	24	42	296
EDR BALLOTS	0	0	0	0	0	0	0	0	0	0	0	0	0	0	0	0	0	0
OVERSEAS BALLOT	0	0	0	0	0	0	0	0	0	0	0	0	0	0	0	0	0	0
MILITARY BALLOT	0	0	0	0	0	0	0	0	0	0	0	0	0	0	0	0	0	0
PRESIDENTIAL BALLOT	0	0	0	0	0	0	0	0	0	0	0	0	0	0	0	0	0	0
TOTAL VOTED BALLOTS	80	45	35	18	13	9	3	11	27	22	32	34	73	131	40	56	132	761
VOTER PARTICIPATION PERCENTAGE	23%	20%	20%	25%	18%	38%	30%	10%	19%	16%	16%	22%	21%	23%	19%	22%	26%	22%

SIGN HERE: X



AUGUST 11, 2020

DATE

STEVEN M STRUMSKAS

HEAD MODERATOR

PRINTED NAME

TOTAL ELIGIBLE TO VOTE	3525
TOTAL VOTED	761
VOTER PARTICIPATION PERCENTAGE	22%