Phase II/III Site Investigation
&
Remedial Action Plan

Former Police Station
125 Columbus Blvd
New Britain, CT 06051

Completed for:

City of New Britain
27 West Main Street
New Britain, CT 06051

Completed by:

Comprehensive Environmental Inc.
1 Hartford Square-East
New Britain, CT 06052

July 22, 2015

Phase II/III Site Investigation
&
Remedial Action Plan

Former Police Station
125 Columbus Blvd
New Britain, CT 06051

Completed for:
City of New Britain
27 West Main Street
New Britain, CT 06051

Completed by:

Comprehensive Environmental Inc.
1 Hartford Square-East
New Britain, CT 06052

_____
Rebecca Balke, P.E.

_____
Paul Burgess, P.E., LEP

I declare that, to the best of my professional knowledge and belief, I meet the definition of *Environmental Professional* as defined in §312.10 of 40 CFR § 312" and 12.13.2. I have the specific qualifications based on education, training, and experience to assess a *property* of the nature, history, and setting of the subject *property*. I have developed and performed the all appropriate inquiries in conformance with the standards and practices set forth in 40 CFR Part 312.

Table of Contents

Section	Title	Page No.
	Executive Summary	iv
1.0	Introduction	
1.1	Purpose	1-1
1.2	Site Description	1-1
1.3	Site History	1-2
1.4	Chemical/Petroleum Storage	1-2
1.5	Summary of Previous Reports	1-3
1.6	Environmental Compliance Summary	1-5
2.0	Environmental Setting	
2.1	Land Use	2-1
2.2	Topography	2-1
2.3	Site Geology	2-1
2.4	Groundwater	2-1
2.5	Surface Water	2-2
2.6	Water Supply	2-3
3.0	Phase II/III Field Investigation	
3.1	Preliminary Conceptual Site Model	3-1
3.1.1	Data Quality Objectives	3-1
3.1.2	Chemicals of Concern	3-1
3.1.2.1	Soils	3-1
3.1.2.2	Groundwater	3-3
3.1.2.3	Building	3-3
3.1.3	Potential Release and Transport Mechanisms	3-3
3.2	Soil Investigation	3-4
3.3	Groundwater Monitoring Wells	3-5
3.3.1	Monitoring Well Development	3-5
3.3.2	Monitoring Well Survey	3-9
3.3.3	Low-Flow Groundwater Sampling	3-9
3.4	Quality Control Sampling	3-10
3.7	Laboratory Analysis	3-10
4.0	Nature and Extent of Contamination	
4.1	CT DEEP Cleanup Criteria	4-1
4.1.1	Overview and Applicability	4-1
4.1.2	Soil Cleanup Criteria	4-1
4.1.3	Groundwater Remediation Standards	4-2
4.2	Evaluation of Data	4-2
4.2.1	Soil Analytical Results	4-2
4.2.1.1	AOC 1 – Former Pistol Range	4-3
4.2.1.2	AOC 2 – Underground Storage Tanks	4-3
4.2.1.3	AOC 3 – Transformer Vault	4-4
4.2.1.4	AOC 4 – Sumps/Drains	4-4

4.2.1.5 AOC 5 – Generator Room 4-5
4.2.1.6 AOC 6 – Historic Use (Manufacturing) 4-6
4.2.1.7 AOC 7 – Urban Fill 4-6
4.2.1.8 AOC 8 – Off-site Sources 4-7
4.2.2 Groundwater Analytical Results 4-7
4.2.3 Building Hazardous Materials Survey Results 4-7
4.3 Data Quality and Usability 4-8

5.0 Updated Conceptual Site Model/Recommendations
5.1 AOC 1 – Former Pistol Range 5-1
5.1.1 Description 5-1
5.1.2 Chemicals of Concern 5-1
5.1.3 Potential Release Mechanisms/Migration Pathways 5-1
5.1.4 Investigation Findings 5-1
5.1.5 Conceptual Site Model 5-1
5.2 AOC 2 – Underground Storage Tanks 5-2
5.2.1 Description 5-2
5.2.2 Chemicals of Concern 5-2
5.2.3 Potential Release Mechanisms/Migration Pathways 5-2
5.2.4 Investigation Findings 5-2
5.2.5 Conceptual Site Model 5-3
5.3 AOC 3 – Transformer Vault 5-5
5.3.1 Description 5-5
5.3.2 Chemicals of Concern 5-5
5.3.3 Potential Release Mechanisms/Migration Pathways 5-5
5.3.4 Investigation Findings 5-5
5.3.5 Conceptual Site Model 5-5
5.4 AOC 4 – Sumps/Drains 5-5
5.4.1 Description 5-5
5.4.2 Chemicals of Concern 5-6
5.4.3 Potential Release Mechanisms/Migration Pathways 5-6
5.4.4 Investigation Findings 5-6
5.4.5 Conceptual Site Model 5-7
5.5 AOC 5 – Generator Room 5-7
5.5.1 Description 5-7
5.5.2 Chemicals of Concern 5-8
5.5.3 Potential Release Mechanisms/Migration Pathways 5-8
5.5.4 Investigation Findings 5-8
5.5.5 Conceptual Site Model 5-8
5.6 AOC 6 – Historic Use (Manufacturing) 5-8
5.6.1 Description 5-8
5.6.2 Chemicals of Concern 5-8
5.6.3 Potential Release Mechanisms/Migration Pathways 5-8
5.6.4 Investigation Findings 5-9
5.6.5 Conceptual Site Model 5-10
5.7 AOC 7 – Urban Fill 5-10
5.7.1 Description 5-10
5.7.2 Chemicals of Concern 5-10
5.7.3 Potential Release Mechanisms/Migration Pathways 5-10
5.7.4 Investigation Findings 5-10
5.7.5 Conceptual Site Model 5-10
5.8 AOC 8 – Off-site Sources 5-11
5.8.1 Description 5-11

5.8.2 Chemicals of Concern 5-11
5.8.3 Potential Release Mechanisms/Migration Pathways 5-11
5.8.4 Investigation Findings 5-11
5.8.5 Conceptual Site Model 5-12
5.9 Building Hazardous Materials Survey Results 5-12

6.0 Receptor Assessments
6.1 Sensitive Land Uses 6-1
6.2 Potable Well Receptor Survey 6-1
6.3 Significant Environmental Hazard Evaluation 6-1
6.4 Scoping Level Ecological Risk Assessment 6-2

7.0 Remedial Action Plan
7.1 Remediation/Additional Testing During Demolition 7-1
7.2 Groundwater Contamination 7-2
7.3 Urban Fill 7-4

Table **Title** **Page No.**

2-1 Summary of Monitoring Well Information 2-2
3-1 Preliminary Conceptual Site Model Summary 3-2
3-2 Summary of Site Investigation and Rationale 3-6
4-1 Summary of Soil Analytical Data ..... end of section 4.0
4-2 Summary of Groundwater Analytical Data ..... end of section 4.0

Figure **Title** **Page No.**

1-1 Site Locus Plan ..... end of section 1.0
1-2 Site Plan ..... end of section 1.0
3-1 Summary of Site Investigations ..... end of section 3.0
3-2 Historic Uses (1909 Sanborn Map) ..... end of section 3.0

Appendices

Appendix A – Hydraulic Conductivity Calculations
Appendix B – Hazardous Building Materials Survey
Appendix C – Soil Boring Logs
Appendix D – Low Flow Sampling Logs
Appendix E – Laboratory Analytical Data
Appendix F – Background Methodology for Metals
Appendix G – Data Quality/Data Usability Evaluation
Appendix H – Map of Natural Diversity Data Base Areas
Appendix I – 2001 Receptor Survey by HRP Associates, Inc.
Appendix J – Map of Connecticut Aquifer Protection Areas

1.0 Introduction

1.1 Purpose

This Phase II/III Site Investigation and Remedial Action Plan was completed for the property located at 125 Columbus Boulevard in New Britain, Connecticut (Site) for the City of New Britain. The City purchased the property in 1964 and constructed the Police Station building in 1967. The City relocated the Police Station in 2011 and the property at 125 Columbus Boulevard has remained vacant since then. The City of New Britain intends to demolish the building and make the land available for redevelopment. Prior to the Police Station, the property was occupied by the Stanley Rule and Level Co., a division of Stanley Works, for the manufacture of numerous tools and hardware.

A Phase I Environmental Site Assessment was completed in March 2015. The Phase I identified nine Areas of Concern (AOC) requiring further investigation, including:

AOC 1: Former Pistol Range
AOC 2: Underground Storage Tanks
AOC 3: Transformer Vault
AOC 4: Sumps/Drains
AOC 5: Generator Room
AOC 6: Historic Use (Manufacturing)
AOC 7: Urban Fill
AOC 8: Off-Site Sources
AOC 9: Impound Lot – While the impound lot is used by the City of New Britain, the property on which it is located is owned by the State, and therefore was not investigated as part of this Phase II/III investigation.

This Phase II/III site investigation was conducted to complete CTDEEP site characterization requirements. Specifically, the investigation was performed to determine whether or not a release has occurred at each AOC and if so, to define the extent of the releases and determine if the chemicals are present above CTDEEP criteria. The data collected will be used to determine if remedial actions are required, and if necessary, to provide sufficient data to develop a Remedial Action Plan (RAP).

The CT DEEP's Site Characterization Guidance Document (SCGD) was followed in completing this Phase II/III site investigation.

1.2 Site Description

The Site is located at approximately 41° 41' 02.10" north latitude and 72° 46' 39.62" west longitude in downtown New Britain and is shown on Figure 1-1. A schematic site plan is provided on Figure 1-2. The property consists of one structure on approximately 2.26 acres of land. The 69,800-square-foot brick/masonry structure is three stories in addition to a basement, and is surrounded by asphalt parking lots and paved sidewalks. The property is owned by the City of New Britain and was used as the City's Police Station from 1967 to

2011. The building is currently unoccupied; however, it is still used for police training exercises.

The building basement contains a former pistol range, spent ammunition storage room, transformer vault, two elevator machine rooms, boiler room, mechanical equipment room, and evidence storage rooms/areas. The first floor of the building was mainly used for prison/holding cells, offices, and records storage. The second floor was mainly used for squad rooms, classrooms, locker rooms, offices, and interrogation rooms. The third floor was mainly used for courtrooms, judge and attorney offices, and court records storage.

The property contains two underground storage tanks (USTs): one 5000-gallon heating oil tank is located to the southwest of the building and one 1,000-gallon diesel UST is located to the northeast of the building (refer to Figure 1-2).

Basement floor drains lead to a sewage ejector pump that discharges to the City wastewater system, and building perimeter drains lead to a sump that discharges to the City stormwater system.

1.3 Site History

From the late 1800s to circa 1965, the Site and surrounding land were used by the Stanley Rule and Level Co., a division of Stanley Works, for the manufacture of numerous tools and hardware including planes, mitre boxes, rulers, hand drills, hammers, and wood and iron levels. The area where the current Site at 125 Columbus Blvd is located was used specifically for carpenter shops; box making and shipping; storage of case goods, box lumber, and castings; and "mill construction rooms" for tumbling, tempering, iron planing, pickling and plating.

The City purchased the property in 1964 and built the Police Station circa 1967. The Site was used as the City's police station from 1967 through 2011, when a new station was constructed on Chestnut Street. The three main floors of the former Police Station building were used for office space, courtrooms, holding cells, etc. The basement level contained a pistol range, arsenal and ammunition storage, evidence storage, boiler room, generator room, transformer vault, two elevator machine rooms, and other associated mechanic rooms. The Site is currently unoccupied although it is still used at times for police training exercises.

1.4 Chemical/Petroleum Storage

Historic Sanborn Maps show that the manufacturing associated with Stanley Rule and Level Co. on the property included pickling and nickel plating. The maps also show a coal bin and steel storage on portions of the property. These historic uses would be expected to involve chemicals associated with plating and other manufacturing operations including hydraulic oils associated with machining equipment, and metals, cyanide and solvents associated with plating processes.

The Police Station used/generated hydraulic fluid associated with the elevators, heating and diesel oils stored in two underground storage tanks (USTs) on the site, chemicals associated with a laboratory and dark room (potentially containing mercury and silver), and spent lead

bullets. A 2001 Phase I ESA report also identified the presence of cleaners, degreasers, paint, and oil on the site.

1.5 Summary of Previous Reports

HYGENIX, Asbestos Inspection Report, October 2001

In October 2001, HYGENIX, Inc. of Stamford, CT completed an Asbestos Inspection Report on the New Britain Police Station for the City of New Britain, City Hall Commission. The report provided findings from HYGENIX's asbestos survey conducted on October 4 and 5, 2001 of the property at 125 Columbus Blvd. Findings included a list of building materials suspected to contain asbestos, material condition, location, and approximate quantity of suspect material. Identified asbestos containing materials (ACM) or potential ACM included thermal insulation, plaster, flooring tiles and mastic, carpet glue, transite, window glazing and caulking, roofing and flashing material, and wall glue.

HRP Associates, Phase I Environmental Assessment Report

In December 2001, HRP Associates of Plainville, CT completed a Phase I ESA Report on the New Britain Police Station at 125 Columbus Blvd for the City Engineer. This report summarized a May 20, 1999 letter report from HRP regarding the removal of the original 2,000-gallon diesel UST in April 1999. During its removal, a petroleum sheen was noted on the groundwater in the excavation and elevated levels of volatile organic compounds (VOCs) were detected on field screening equipment. A total of 48.7 tons of contaminated soil was removed and disposed of off-site in August 1999. Soil samples from the bottom of the UST grave contained total petroleum hydrocarbons (TPH) at concentrations ranging from 644 to 4,259 parts per million (ppm), exceeding the Residential Direct Exposure Criteria, Industrial/Commercial Direct Exposure Criteria, and/or the GB Pollutant Mobility Criteria. Three groundwater monitoring wells were installed and sampled four times between January and October 2000 for TPH and VOCs. Contaminants were not detected above the applicable state criteria. Halogenated VOCs were detected at low levels ranging from not detected to 60 parts per billion (ppb). A Phase II was recommended to investigate the source of the halogenated VOCs.

The 2001 Phase I report identified several containers of cleaners, degreasers, paint, oil, and other materials stored on site during the time of the inspection. In addition, petroleum staining was noted on the concrete floor of the generator room and used oil from the generator was indicated to have been stored on-site until it was taken to the City Yard and added to the waste oil tank. Two drums of unknown content were also present next to the trash dumpster during the inspection. The Phase I report recommended a lead abatement and closure program when the pistol range is to be closed; an Asbestos Containing Building Materials Survey of the entire building; proper characterization and disposal of the contents of the two drums by the dumpster; and a subsurface investigation of the property including the area of the original heating oil tank for which no post-removal soil evaluation was conducted.

Also in December 2001, HRP Associates completed a Receptor Survey for the New Britain Police Station which summarized potential human and environmental receptors in the vicinity of 125 Columbus Blvd in New Britain, CT, with a focus on public and private water supply

sources. Results of this survey indicated that the downtown area has been supplied with municipal water since 1850. Also, the New Britain Health Department, USGS, and CTDEEP had no records of any water supply wells in the study area.

Comprehensive Environmental Inc., Phase I ESA, March 2015

CEI completed a Phase I ESA in March 2015 for the Site property. The Phase I included property inspections, municipal and regulatory reviews, and parcel history development. The following is a summary of the Phase I for the site.

- Stanley Rule and Level Co. occupied the site from the late 1800s to circa 1964 for the manufacture of numerous tools and hardware including planes, mitre boxes, rulers, hand drills, hammers, and wood and iron levels.
- The building is heated with heating oil.
- The building is connected to the municipal sewer; no previous septic system existed.
- There are two USTs on site: a 5,000 gallon heating oil UST, which was installed in November 1990 to replace the previous 5,000 gallon UST (it was past its life expectancy); and a 1,000 gallon diesel UST, which was installed in March 1999 to replace the previous 2,000 gallon diesel UST (also past its life expectancy). During removal of the 2,000 gallon diesel UST, contamination above the CTDEEP Remediation Standard Regulation (RSRs) was detected below the tank. The soil was removed and spill case closed. No borings or soil samples were conducted near the former heating oil UST.
- A pistol range with bullet trap and washdown drain is located in the basement.
- A transformer vault is located in the northeast corner of the basement. It is owned and operated by Connecticut Light & Power.
- There are three sumps and three floor drains located in the basement. Two of the sumps are sewage ejectors that discharge to the sanitary sewer system. The third sump is a stormwater ejector that collects perimeter drainage and drainage from the floor drains and discharges it to the stormwater system.
- No vehicle maintenance was performed at the site.
- The site is located within the area of the City redeveloped in the late 1960s as part of the City's Urban Renewal project, which used fill from demolition and grading activities in the area.
- The City uses two adjacent parcels as a car impound lot. These parcels are owned by the State.

The Phase I identified the following onsite AOCs:

- AOC 1: Former Pistol Range – bullets containing lead are used and washed down in this area.
- AOC 2: Underground Storage Tanks (USTs) – storage of heating oil and diesel oil.
- AOC 3: Transformer Vault – use of petroleum hydrocarbons, possibly containing PCBs.
- AOC 4: Sumps/Drains – collect wastewater and drainage from facility.
- AOC 5: Generator Room – waste oil storage and staining was observed in this room during the 2001 Phase I investigation.

- AOC 6: Historic Use (Manufacturing) – portions of the Site property were used for factory operations including tin and wood shops, tumbling, grinding, plating, packaging, shipping, and storage.
- AOC 7: Urban Fill – fill containing contamination was used throughout this portion of the City in the 1960s.
- AOC 8: Off-site Sources – Off-site releases of contaminants identified that could potentially impact site groundwater.
- AOC 9: Impound Lot – storage of impounded vehicles; however, while used by the City, it is owned by the State and will be investigated as a separate site.

1.6 Environmental Compliance Summary

An environmental records search was completed for the Site property at 125 Columbus Blvd on November 25, 2014. The following is a regulatory compliance summary for this site based on this search.

The Site was identified in five databases, CT UST, CT SPILLS, CT NPDES, ICIS, and FINDS.

CT UST – State records regarding four (4) USTs were obtained. One 5,000-gallon heating oil UST was installed April 1, 1967 and removed December 22, 1998. One 2,000-gallon diesel fuel UST was also installed April 1, 1967. This tank was removed in 1999 and during the excavation, soil contamination above the RSRs was detected below the tank. According to state records, the contaminated soil was removed and the case is closed. On November 1, 1990, a 5,000-gallon heating oil UST was installed at the property. This tank is still in use. On March 1, 1999, a 1,000-gallon diesel UST was installed at the property. This tank is also still in use. Both tanks are coated, cathodically-protected steel and contain spill buckets.

CT SPILLS – On April 9, 2007, one gallon of gasoline was spilled on the parking lot of the property due to a leaking vehicle. Absorbent sand was placed over the spill. On December 6, 2007, one pint of gasoline was spilled on a paved area of the property due to an overfill. Absorbent sand was placed over the spill. On March 16, 2008, one gallon of antifreeze was spilled on the property due to a container failure. Absorbent sand was placed over the spill. On June 20, 2008, one gallon of antifreeze was spilled on the property due to a motor vehicle accident. Absorbent sand was placed over the spill. The status for all cases is listed as closed.

CT NPDES – A National Pollutant Discharge Elimination System (NPDES) general permit has been issued for groundwater remediation wastewater being discharged to surface water. The discharge is from dewatering of an excavation for a new building northeast of the intersection of Main Street and Chestnut Street. The permit was issued December 2, 2010 and expires March 29, 2015.

ICIS – The Integrated Compliance Information System (ICIS) supports the information needs of the national enforcement and compliance program across most of EPA's programs. The Site is on this list due two RCRA field citations in 1999 pertaining to one of the USTs. No further information regarding the citations was available and there is no status listed.

FINDS – The Federal Facility Index System/Facility Registry System (FINDS) is a central inventory of facilities monitored or regulated by the EPA, with cross-references to the program office databases that have additional programmatic information about the facility. The Site is on the FINDS list for the same reason it is listed on the ICIS list.

Based on a review of environmental data bases and town land records, no environmental orders or liens are recorded for the site. No additional CTDEEP file information was identified based on a review conducted in February 2015.

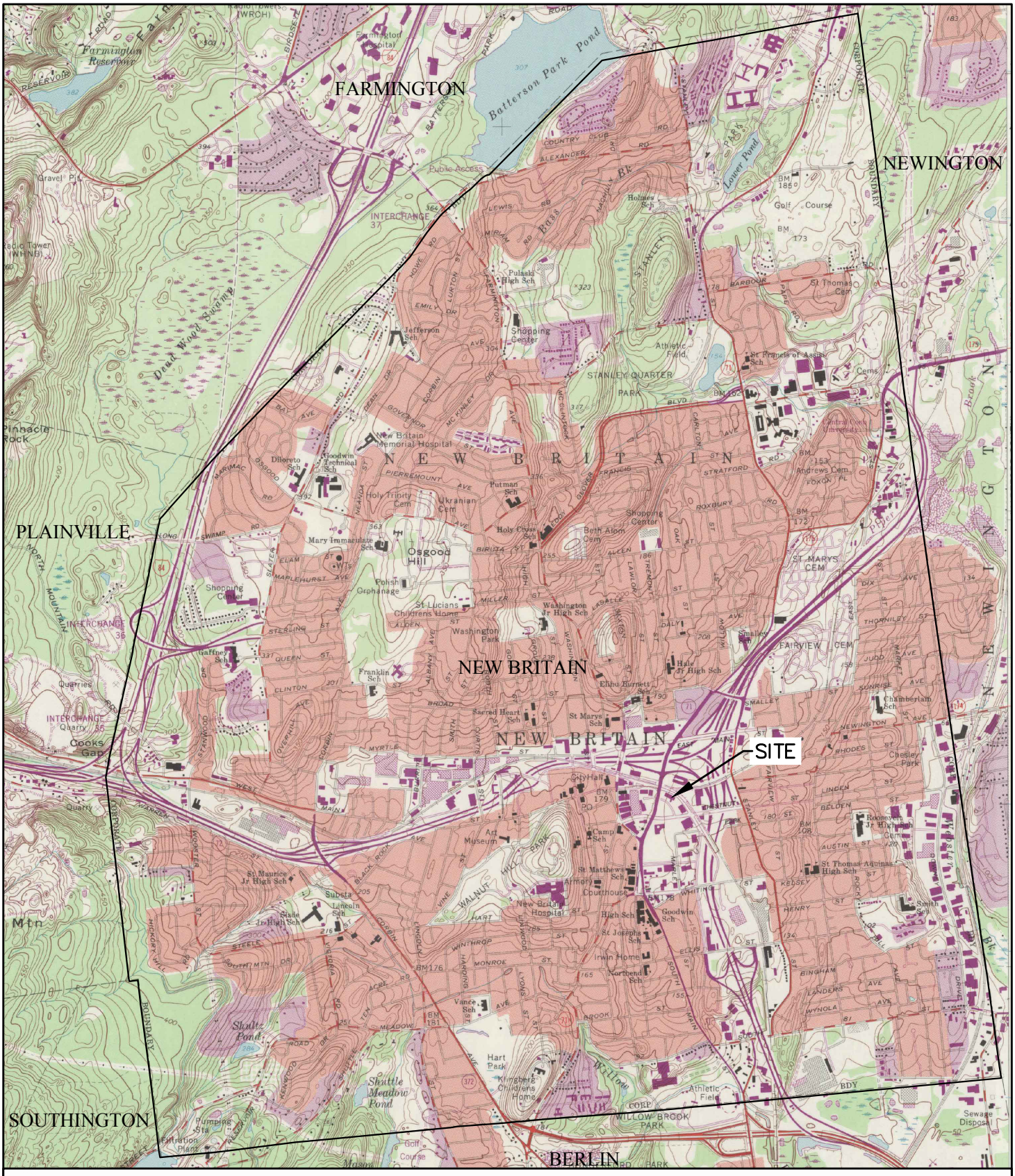

FIGURE 1-1

SITE LOCUS PLAN

FORMER POLICE STATION,
125 COLUMBUS BOULEVARD,
NEW BRITAIN, CT

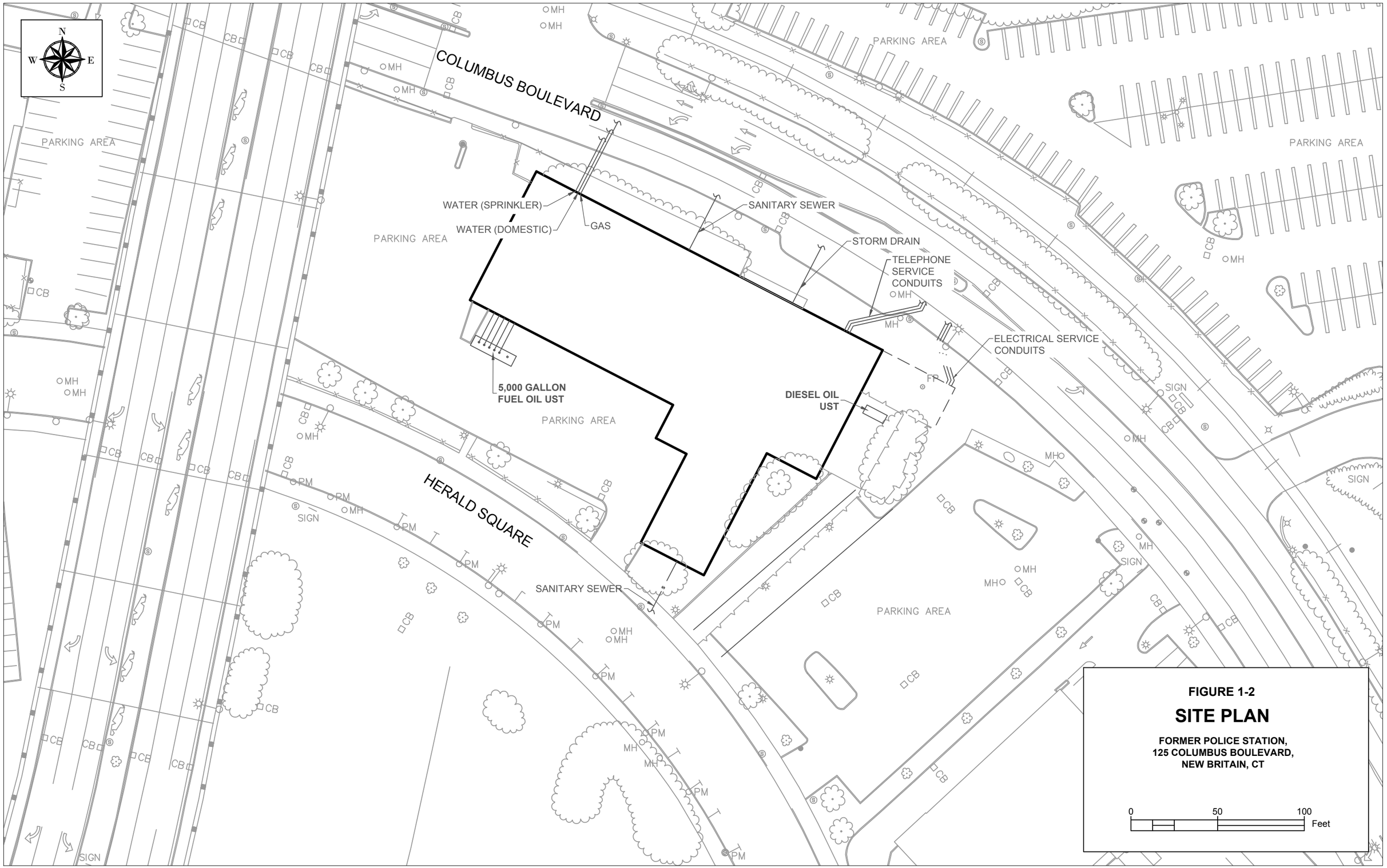

FIGURE 1-2

SITE PLAN

FORMER POLICE STATION,
125 COLUMBUS BOULEVARD,
NEW BRITAIN, CT

2.0 Environmental Setting

2.1 Land Use

The land use surrounding the Site is generally commercial and the zoning at the property and surrounding properties is Central Business District (CBD). CBD zoning allows for mixed commercial and residential uses. To the north, the site is bordered by Columbus Blvd and the location of the new CTfastrak busway station. To the east, it is bordered by Columbus Blvd and a Price Rite shopping center and associated parking. To the southeast, it is bordered by a CVS Pharmacy and parking lot. To the south, it is bordered by Herald Square and a vacant vegetated lot known as "Parcel 9". To the west, it is bordered by a LaQuinta Hotel and associated parking and an attached Chinese restaurant. The Harry Truman Overpass section of Route 71 runs above the western portion of the Site. The City of New Britain intends to demolish the building and make the land available for redevelopment. There was no visual evidence of contamination on adjoining properties.

2.2 Topography

The Site property is mainly flat and based on USGS topographic mapping, the elevation is approximately 175 feet above mean sea level.

2.3 Site Geology

Based on the USGS Surficial Materials Map of Connecticut, loose till, generally less than 10 to 15 feet underlies the entire property. Based on the Connecticut Geological and Natural History Survey Bedrock Geology of the New Britain Quadrangle, 1990, bedrock below the property is Hampden Basalt, a dark-gray, orange- to brown-weathering basalt. When buildings were demolished during the City's Urban Renewal in the late 1960s, most of the building materials were used as fill throughout the downtown area of New Britain. Based on the site investigation, fill was encountered to a depth of eight and ten feet below ground surface (bgs) (reddish brown sand with cobbles). Below the fill, soils were typically red-brown fine silty sand.

Bedrock was not encountered during boring/drilling activities on the site. The maximum depth of the borings was 24 feet.

2.4 Groundwater

Based on the CTDEEP's map titled "Water Quality Classifications", groundwater below and near the Site property is classified as GB. The GB classification indicates groundwater within a historically highly urbanized area or an area of intense industrial activity, and areas where public water supply service is available. Such groundwater may not be suitable for direct human consumption without treatment due to waste discharges, spills or leaks of chemicals, or land use impacts. Class GB designated uses are industrial process water and cooling waters and baseflow for hydraulically-connected water bodies. The state's goal is to prevent

further degradation by preventing additional discharges that would cause irreversible contamination.

The flow direction of groundwater is controlled mainly by topography. However, flow is also influenced by aquifer type, depth to bedrock, water sources near the site, groundwater use, and subsurface structures. The direction of groundwater flow at this site was calculated to be northeast.

Table 2-1 summarizes the monitoring wells used for the investigation of this site.

Table 2-1. Summary of Monitoring Well Information

Well ID	Well Depth (feet)	Screen Length (feet)	Depth to Groundwater (feet)
PS-MW1	30	15	21.90
PS-MW2	28	15	16.00
PS-MW3	28	15	18.87
PS-MW4	13.17	Unknown	7.30
PS-MW5	12	Unknown	7.00
PS-MW6	10.5	Unknown	6.80

Note:

1. PS-MW4 through PS-MW6 were installed as part of a previous investigation to evaluate the release of diesel oil from the historic 2,000 gallon AST. Boring logs are not available from these wells. Well depths and depth to groundwater were measured in the field.
2. Groundwater depths are based on measurements made on April 21, 2015.

The groundwater velocity at the site was estimated based on the following data:

Hydraulic Conductivity: 1.08 feet/day (Calculated from rising head tests performed in site monitoring wells – Refer to Appendix A).

Groundwater slope (i): PS-MW6 – PS-MW1 (82.37-78.58)/75’ = 0.051 (April 2015).

Porosity (silty sand): 23-47% (*An Introduction to Geotechnical Engineering*, Holtz, 1981).

Groundwater Velocity = conductivity (K) x slope (i) / porosity.

The calculated estimated groundwater velocity is approximately 0.12 – 0.24 feet/day (April 2015).

2.5 Surface Water

There are no surface water bodies or wetland areas on the Site. The nearest surface water body is Willow Brook located approximately 1 mile south of the Site property. Webster Brook is located approximately 1.25 miles east of the Site property. Willow Brook and Webster Brook are both classified by the CT DEEP as Class A Surface Waters. Class A designated uses include habitat for fish and other aquatic life and wildlife; potential drinking water supplies; recreation; navigation; and water supply for industry and agriculture.

2.6 Water Supply

Potable water is supplied to the Site by the City of New Britain Water Department. The City has eight water supply sources including surface and groundwater sources. There are no known public or private wells in site vicinity.

A well water receptor survey, within 500 feet of the site, was conducted; no wells were identified (see Section 6.2).

3.0 Phase II/III Field Investigation

This combined Phase II/III Site Investigation was conducted to complete CTDEEP site characterization requirements. The Phase II/III was conducted at AOCs identified in the March 2015 Phase I ESA to determine whether a release occurred and to define the extent of the releases and determine if the chemicals are present above CTDEEP criteria.

The following report sections discuss the known or assumed environmental conditions of the Site based on previous information, the investigation data quality objectives, and the specific site investigation tasks. The investigation consisted of a Phase II level of assessment including soil and groundwater sampling which was supplemented by Phase III assessment in specific areas to assess the nature and extent of contamination. Supplemental Phase III investigations are recommended in Section 5 of this report.

3.1 Preliminary Conceptual Site Model

The conceptual site model (CSM) is a representation of an environmental system that is used as a tool for understanding and explaining to others the basis and rationale for the site investigation and conclusions drawn about the environmental conditions at a site. It incorporates information about the chemicals of concern (COCs), chemical release, chemical fate, transport mechanisms and pathways and any potential receptors. The preliminary CSM is based on the 2015 Phase I ESA. The following are components of the conceptual site model. The investigations completed, were based on this CSM. An updated CSM based on the findings of the Phase II/III investigations is provided in Section 5.

3.1.1 Data Quality Objectives

The data quality objective established for the Phase II/III investigations is to evaluate soil and groundwater data to evaluate the presence or absence, and approximate extent of chemical releases and solid waste at the Site, for purposes of developing a Remedial Action Plan.

3.1.2 Chemicals of Concern

COCs by AOC are discussed in Section 5 of this report; with general discussion provided below and summarized in Table 3-1 (based on the preliminary CSM in the 2015 Phase I ESA).

3.1.2.1 Soils

ETPH: ETPH was analyzed at most soil sample locations, as a general indicator of petroleum-related releases. Soil samples exceeding pollutant mobility criteria were also analyzed by Synthetic Precipitation Leaching Procedure (SPLP) as an alternative compliance method.

Table 3-1. AOC Preliminary Conceptual Site Model Summary

AOC	Potential Release Mechanisms	Migration Pathways	Chemicals of Concern	Potential Impacted Media
AOC 1.1 – Washdown Drain – Former Pistol Range	Direct Discharge, Leaks	Soil infiltration via cracks in concrete floor/trench drain Leaching to groundwater.[1]	Lead	Soil Groundwater
AOC 1.2 – Bullet Trap – Former Pistol Range	Bullet Degradation	Soil infiltration via cracks in concrete floor Leaching to groundwater.	Lead	Soil Groundwater
AOC 2 – USTs	Overfills, Piping leak, Tank leak	Soil infiltration Leaching to groundwater.[2]	VOCs, PAHs, ETPH	Soil Groundwater
AOC 3 – Transformer Vault	Spills, Direct Discharge, Leaks	Soil infiltration via cracks in concrete floor Leaching to groundwater.	ETPH, PCBs	Soil Groundwater
AOC 4 – Sumps/Drains	Spills, Direct Discharge, Leaks	Soil infiltration via cracks in sumps, concrete floor, floor drains Leaching to groundwater.	VOCs, PAHs, ETPH, Metals	Soil Groundwater
AOC 5 – Generator Room	Spills, Direct Discharge, Leaks	Soil infiltration via cracks in concrete floor Leaching to groundwater.	VOCs, PAHs, ETPH, Metals, PCBs	Soil Groundwater
AOC 6 – Historic Use (Manufacturing)	Spills, Direct Discharge, Leaks	Soil infiltration (Soil was likely disturbed/moved during Police Station Construction) Leaching to groundwater.	VOCs, PAHs, ETPH, Metals, PCBs, Cyanide	Soil Groundwater
AOC 7 – Urban Fill	Fill Placement, ash, coal fragments	Deposition/Soil Infiltration Leaching to groundwater.	VOCs, ETPH, PAHs, Metals, PCBs	Soil Groundwater
AOC 8 – Offsite Sources	Spills	Soil Infiltration Leaching to groundwater.	VOCs, ETPH, PAHs, Metals, PCBs	Groundwater
AOC 9 – Impound Lot	Spills, Direct Discharge, Leaks	Soil Infiltration Leaching to groundwater.	VOCs, PAHs, ETPH, Metals	Soil Groundwater

[1] Limited potential; below building.

[2] Limited potential; below pavement

VOCs: VOCs were analyzed in select soil samples exhibiting elevated organic vapor readings based on field measurements or based on potential releases at AOCs. VOCs are constituents of petroleum products and solvents that may have been used in the former manufacturing operations.

Metals (total & SPLP): Arsenic, barium, cadmium, chromium, lead, mercury, selenium, silver, copper, nickel, and zinc were analyzed at select sample locations to evaluate potential chemical releases based on specific AOCs. Certain metals can also be constituents of urban fill.

PAHs: PAHs were analyzed at select soil sample locations, if they are COCs for an AOC. PAHs are COCs for petroleum products and urban fill.

PCBs: PCBs were analyzed at representative soil sample locations to evaluate hydraulic oil and/or potential waste oil releases.

Cyanide: Cyanide was analyzed at representative soil sample locations to evaluate potential releases associated with historic plating operations.

3.1.2.2 Groundwater

Groundwater was analyzed for ETPH, PAHs, metals, VOCs and Cyanide based on site history and identified COCs.

3.1.2.3 Building

A preliminary Asbestos Inspection Report on the New Britain Police Station building was performed in October 2001 and revealed the presence of asbestos. A full Hazardous Building Materials Survey was performed as part of this study. The results are included in Appendix B.

3.1.3 Potential Release and Transport Mechanisms

The following summarizes AOCs identified and investigated by this Phase II/Phase III, release mechanisms, migration pathways, and potentially impacted media.

Fill (sand with cobbles) was encountered to a depth of approximately 8 and 10 feet below ground surface (bgs) at the street level/first floor elevation of the site. It was also noted in the samples collected from below the floor drains (0-4') at the basement level. Below the fill, soils were typically fine silty sand.

Release of liquid phase chemicals would migrate by gravity through the fill, with smearing expected at the fill/native interface due to the change in soil properties from sandy to silty. Depending on the quantity of the release, migration through the underlying fine silty sand could also occur. Because the site is covered with pavement and a building, precipitation infiltration, which could mobilize the chemicals into a dissolved phase, is minimized. Limited precipitation infiltration could occur through cracks in pavement. Liquid phase releases to bedrock or groundwater are remote on much of the site, due to the significant depth of bedrock and groundwater below grade. However, releases at the basement level elevation

have a higher potential to reach groundwater due to shallower depths to groundwater (e.g., about 8-10 feet bgs).

Table 3-1 summarizes the conceptual site model for AOCs at the site, which were investigated further as part of this project.

3.2 Soil Investigation

The soil boring investigation was conducted on March 9, 2015 and March 24, 2015. The March 9, 2015 investigation included the advancement of 10 soil borings. HazProbe, Inc. of Hampden, Massachusetts was retained for soil borings using direct-push technology with a van-mounted model GH42 Geoprobe® under the direction of CEI personnel.

Soil samples were collected continuously using four-foot direct-push soil samplers, affixed with acetate sleeves, and advanced with the Geoprobe® equipment. Retrieved samplers were placed on an examination table and the acetate sleeves were carefully cut open to minimize soil sample disturbance. Soil samples were examined by CEI personnel and soils descriptions, including any evidence of contamination (e.g., staining, oily sheens, odors, etc.) were recorded. Retrieved samples were field-screened for the presence of volatile organic compounds (VOCs) using a MiniRAE 2000 Photoionization Detector (PID) with a 10.6 eV lamp.

An additional five borings were advanced on March 24, 2015 by SPD Environmental Services, LLC (SPD). These additional five areas were inaccessible to a Geoprobe® unit. SPD hand-cored through the concrete in these locations, hand excavated any stone and collected shallow samples using a four foot hand auger. Retrieved samples were field-screened for the presence of volatile organic compounds (VOCs) using PID.

All subsurface soil sampling equipment was decontaminated between each use. All samples were placed immediately into certified, 4 or 8 ounce glass sampling jars and labeled. Samples collected for VOC analysis were obtained using an “ESS Lock n’ Load” soil micro-core sampler, locked at a five gram soil collection setting and affixed with a disposable polyethylene sample collection tube to ensure an undisturbed sample. Soil core samples were placed directly into three, laboratory-prepared, 40-ml volatile organic ampoules (VOAs) including one containing five milliliters (mls) of methanol and two containing five mls of de-ionized water. The VOAs were weighed by the laboratory prior to, and after, the collection of soil to ensure the collection of 5 grams +/- 1.0 gram within each VOA. Immediately after collection, samples were placed directly into an ice cooler where they were held under proper chain of custody until they were picked up by laboratory courier. Separate samples from the VOC sample interval were collected for other analysis. Sample collection methods were completed in accordance with CTDEEP VOC sampling protocols (Version 2.0 Final 2/28/06).

Soil samples collected for PAHs, PCBs, ETPH, Metals and Cyanide analyses were collected using gloved hands and transferred into unpreserved, laboratory-supplied, glass sample containers. Sample dates, times, analyses, matrices, sampler name and signature were recorded on the chain of custody forms. Immediately after collection, samples were placed directly into an ice cooler where they were held under proper chain of custody until they were picked up by laboratory courier.

Site soil and groundwater sample locations and soil sample collection rationale are summarized in Table 3-2. The soil investigation was designed based on the previously discussed data quality objectives and conceptual site model. The soil boring logs are provided in Appendix C. Figure 3-1 depicts the sample locations. Figure 3-2 depicts the sampling locations as they relate to historic uses (1909 Sanborn Map).

3.3 Groundwater Monitoring Wells

Three groundwater monitoring wells were installed on the Site on March 25, 2015 to assess groundwater flow direction and potential impacts from AOCs. Additionally, there are three existing groundwater monitoring wells on the site from previous investigations (*Phase I ESA*, HRP, 2001) associated with the former 2,000 gallon diesel oil tank; however, the boring logs for these wells are not available.

The new wells were primarily positioned to represent upgradient groundwater quality entering the site from off-site sources (PS-MW2), and groundwater within or downgradient from AOCs (PS-MW1 is within former plating operations and downgradient of existing and historic AOCs and PS-MW3 is downgradient from other historic site uses on the property). The existing wells (PS-MW4, PS-MW5 and PS-MW6) were previously installed to monitor contaminants in groundwater associated with a release from the former 2,000 gallon diesel oil tank. Of these, PS-MW4 is the most downgradient well from the former and existing diesel tank.

The groundwater monitoring wells were installed on March 25, 2015 by Soil Exploration Corporation using a truck mounted hollow stem auger drill rig utilizing 8" Outer Diameter (OD) and 4.25" Inner Diameter (ID) hollow stem augers. The monitoring wells are two-inch PVC permanent wells installed with a sand pack around the well screen, bentonite seal above the sand and flush mounted metal protective cover. The wells were installed with 15 feet of 2-inch OD Schedule 40 PVC screen with a 0.010-inch slot width. Two-inch OD PVC riser pipe was used to complete the wells approximately to grade. The top of the PVC riser was sealed with a 2-inch expandable locking plug and finished with a protective metal cover with locking lid. Monitoring well boring and installation logs are included in Appendix C.

3.3.1 Monitoring Well Development

Following well installation, the new wells were developed by Soil Exploration Corporation on April 22, 2015 to clear out any accumulated fines introduced to the well during the drilling activities and to establish a hydraulic connection with the surrounding aquifer. Wells were developed using a compressor. Well development continued until the water ran clear and contained no observable sediment. Equipment was decontaminated prior to and following development at each well location.

Table 3-2. Summary of Site Investigation and Rationale

ID (Sample Depth)	Location Description/Rationale	Soil Sample Rationale	Soils Analysis
AOC-1 Former Pistol Range			
PS-B1 (0-2')	Adjacent to washdown drain in former pistol range	Below concrete, next to trench drain, PID 0 ppm	lead
PS-B2 (0-2')	Adjacent to washdown drain in former pistol range	Below concrete, next to trench drain, PID 0 ppm	lead
PS-B3 (0-2')	Beneath concrete floor of bullet trap in former pistol range	Below concrete, spent bullets, PID 0 ppm	lead
PS-B4 (0-2')	Adjacent to drum of spent bullets	Below concrete, waste bullets, PID 0 ppm	lead
PS-MW-1	Downgradient		Groundwater
AOC-2 Underground Storage Tanks			
PS-B5 (0-4')	Downgradient of existing 5,000 gallon heating oil UST	Fill, PID 0.2 ppm	ETPH, PAHs, VOCs
PS-B5 (20-24')	Downgradient of existing 5,000 gallon heating oil UST	No evidence of impacts, water table, PID 0 ppm	ETPH, PAHs, VOCs
PS-B6 (4-8')	Downgradient of existing 1,000 gallon diesel UST	No evidence of impacts, water table at 8' bgs, PID 0 ppm	ETPH, PAHs, VOCs
PS-B6 (8-12')	Downgradient of existing 1,000 gallon diesel UST	Black, oil lens at 10' bgs, PID 20.6	ETPH, PAHs, VOCs
PS-MW-4	Downgradient		Groundwater
PS-MW-1	Downgradient		Groundwater
AOC-3 Transformer Vault			
N/A – Inaccessible	Beneath the concrete slab – will be incorporated into building demolition/remediation contract	N/A	N/A
AOC-4 Sumps/Drains			
N/A – Inaccessible	Beneath sewage ejector sump in Security Vault – will be incorporated into building demolition/remediation contract	N/A	N/A
N/A – Inaccessible	Beneath sewage ejector sump in Mechanical Equipment Room – will be incorporated into building demolition/remediation contract	N/A	N/A
N/A – Inaccessible	Beneath stormwater ejector sump in Traffic Maintenance Shop – will be incorporated into building demolition/remediation contract	N/A	N/A
PS-B10 (0-2')	0-2' beneath floor drain	Below concrete, no evidence of impacts, PID 0 ppm	Metals (Total & SPLP), ETPH, PAHs, VOCs
PS-B11 (0-2')	0-2' beneath floor drain	Below concrete, petroleum odor, oily in top 6" of soil, no staining below 6", PID 8.4 ppm	Metals (Total & SPLP), ETPH, PAHs, VOCs

Table 3-2. Summary of Site Investigation and Rationale

ID (Sample Depth)	Location Description/Rationale	Soil Sample Rationale	Soils Analysis
AOC-5 Generator Room			
PS-B12 (0-2')	2001 report noted storage of used oil and staining on concrete floor, no staining noted during 2014/2015 investigations	Beneath concrete, PID 0 ppm	Metals (Total & SPLP), ETPH, PAHs, VOCs, PCBs
AOC-6 Historic Use			
PS-B13 (0-4')	Beneath historic tin shop & to represent urban fill	Fill, PID 0 ppm	Metals (Total & SPLP), ETPH, PAHs, PCBs
PS-B13B (4-8')	Beneath historic tin shop & to represent urban fill	Fill, PID 0 ppm	Metals (Total & SPLP), ETPH, PAHs, VOCs, PCBs
PS-B13B (8-12')	Beneath historic tin shop	Native soils at 10', PID 0 ppm	Metals (Total & SPLP), ETPH, PAHs, VOCs, PCBs
PS-MW3 (0-4')	Downgradient monitoring well to capture potential contaminants from historic manufacturing & to represent urban fill	Fill, PID 0 ppm	Metals (Total & SPLP), ETPH, PAHs, VOCs, PCBs
PS-MW3 (10-12')	Downgradient monitoring well to capture potential contaminants from historic manufacturing & to represent urban fill	Native soils at fill interface, PID 0 ppm	Metals (Total & SPLP), ETPH, PAHs, VOCs, PCBs
PS-MW3 (20-22')	Downgradient monitoring well to capture potential contaminants from historic manufacturing	Water table, background arsenic levels based on elevated levels at 10-12', PID 0 ppm	arsenic (Total & SPLP)
PS-B14 (0-4')	Beneath historic plating & to represent urban fill	Fill, PID 0 ppm	Metals (Total & SPLP), ETPH, PAHs, VOCs, PCBs, cyanide
PS-B14 (8-12')	Beneath historic plating & to represent urban fill	Native soils at fill interface, PID 0 ppm	Metals (Total & SPLP), ETPH, PAHs, VOCs, PCBs, cyanide
PS-MW1 (0-4')	Beneath historic plating & to represent urban fill	Fill, PID 0 ppm	Metals (Total & SPLP), ETPH, PAHs, VOCs, cyanide
PS-MW1 (8-10')	Beneath historic plating & to represent urban fill	Native soils at fill interface, PID 0 ppm	Metals (Total & SPLP), ETPH, PAHs, VOCs, cyanide
PS-MW-1	Downgradient		Gorundwater
PS-MW-3	Downgradient		Groundwater

Table 3-2. Summary of Site Investigation and Rationale

ID (Sample Depth)	Location Description/Rationale	Soil Sample Rationale	Soils Analysis
AOC-7 Urban Fill			
PS-B13 (0-4')	Beneath historic tin shop & to represent urban fill	Fill, PID 0 ppm	Metals (Total & SPLP), ETPH, PAHs, PCBs
PS-B13B (4-8')	Beneath historic tin shop & to represent urban fill	Fill, PID 0 ppm	Metals (Total & SPLP), ETPH, PAHs, VOCs, PCBs
PS-MW3 (0-4')	Downgradient monitoring well to capture potential contaminants from historic manufacturing & to represent urban fill	Fill, PID 0 ppm	Metals (Total & SPLP), ETPH, PAHs, VOCs, PCBs
PS-B14 (0-4')	Beneath historic plating & to represent urban fill	Fill, PID 0 ppm	Metals (Total & SPLP), ETPH, PAHs, VOCs, PCBs, cyanide
PS-MW1 (0-4')	Beneath historic plating & to represent urban fill	Fill, PID 0 ppm	Metals (Total & SPLP), ETPH, PAHs, VOCs, cyanide
PS-B15 (0-4')	Northeast portion of site – general screening	Fill, PID 0 ppm	Metals (Total & SPLP), ETPH, PAHs, PCBs
PS-B16 (0-4')	Southeast portion of site – general screening	Fill, PID 0 ppm	Metals (Total & SPLP), ETPH, PAHs, PCBs
PS-B16 (8-9')	Southeast portion of site – general screening	Fill, PID 0 ppm	Metals (Total & SPLP), ETPH, PAHs, PCBs
PS-B17 (0-4')	Northwest portion of site – general screening	Fill, PID 0 ppm	Metals (Total & SPLP), ETPH, PAHs, PCBs
PS-MW2 (0-4')	Southwest portion of site – general screening	Fill, PID 0 ppm	Metals (Total & SPLP), ETPH, PAHs, PCBs
PS-MW-1	Downgradient		Groundwater
PS-MW-3	Downgradient		Groundwater
AOC-8 Off-site Sources			
PS-MW2 (0-4')	Upgradient monitoring well to assess off-site impacts, urban fill screening	Fill, PID 0 ppm	Metals (Total & SPLP), ETPH, PAHs, PCBs
PS-MW2 (15-17')	Upgradient monitoring well to assess off-site impacts	No evidence of impacts, water table, PID 0 ppm	Metals (Total & SPLP), ETPH, PAHs, PCBs
PS-MW-1	Downgradient		Groundwater
PS-MW-3	Downgradient		Groundwater
AOC-9 Impound Lot			
	Owned by state – to be investigated separately	Owned by state – to be investigated separately	N/A

1. PID – Soil samples were screened with a MiniRAE 2000 PID 10.6 eV; ppm-parts per million.
2. Metals- arsenic, barium, cadmium, chromium, lead, mercury, selenium, and silver , copper, nickel, zinc; ETPH – extractable total petroleum hydrocarbons; PAHs – polyaromatic hydrocarbons; VOCs – volatile organic compounds; PCBs – Polychlorinated Biphenyls.

3.3.2 Monitoring Well Survey

The locations and elevations of the groundwater monitoring wells were surveyed by CEI to a "Reference 100 benchmark" (catch basin) located on Herald Square. The top of each well casing was surveyed and the elevations were determined to the nearest 0.01 foot. A Solinst Model 122M Interface Meter was utilized to determine the depth to water from the top of the well casing to the nearest 0.01 foot. The depth to groundwater was subtracted from the well elevation to calculate groundwater flow direction. The groundwater flow direction and reference contours are shown on Figure 3-1.

3.3.3 Low-Flow Groundwater Sampling

Groundwater samples were collected from the installed monitoring wells on March 4, 2015 (PS-MW2, PS-MW3, PS-MW4) and March 5, 2015 (PS-MW1) using low-flow sampling procedures. The VOC sampling bottles holding samples from PS-MW3 broke during transportation, therefore were recollected on May 27, 2015. Prior to well sampling, a Solinst Model 122M Interface Meter was utilized to determine the presence or absence of light non aqueous phase liquids (NAPL) and depth to groundwater. NAPL was not detected in any of the monitoring wells gauged during the sampling event. The wells were purged from the middle of the water column at a rate of 164 to 210 milliliters per minute (ml/min) using a submersible pump and polyethylene tubing. During well purging, indicator field parameters including turbidity, dissolved oxygen (DO), specific conductance, temperature, pH, and oxidation reduction potential (ORP) were recorded every fifteen minutes. These parameters were measured using a *YSI 6820* Water Quality Meter equipped with a transparent flow-through cell. In accordance with EPA and CTDEEP protocols, purging is considered complete and sampling may begin when all the above indicator parameters have stabilized. Stabilization is considered to be achieved when three consecutive readings, collected at three to five minute intervals, are within the following limits:

- Turbidity (10% for values greater than 5 NTU);
- DO (10% for values greater than 0.5 mg/L);
- Specific conductance (3%);
- Temperature (3%);
- pH (+/- 0.1 unit); and,
- ORP (+/- 10 millivolts).

Each well was purged between 1 and 1.5 hours. All parameters stabilized in accordance with the above limits with the exception of turbidity, which never achieved levels below 5 NTU or met the 10% stabilization criteria. Samples were collected with the understanding that the high turbidity levels could reflect a sampling bias (e.g., higher concentrations) for metals and ETPH results, which would be considered in review and analysis of the data.

Samples were collected into pre-preserved, laboratory supplied sample containers from the pump after the flow-through cell was disconnected at a rate of approximately 164 to 210 ml/min. Immediately after collection, samples were placed directly into an ice cooler where they were held under proper chain of custody until they were picked up by a laboratory courier.

Groundwater low-flow sampling logs are provided in Appendix D.

3.4 Quality Control Sampling

The field program included the collection and analysis of various quality control field rinsates, field duplicates, and trip blanks. Rinsates were collected by running laboratory prepared deionized water over a decontaminated stainless steel sampling utensil and collecting the rinsate in the appropriate sampling container. Field duplicates were collected in the field using side-by side collection of micro-core samples for VOC analysis and homogenized samples for the remaining duplicate parameter analyses. Samples were homogenized in a stainless steel sampling bowl. Laboratory prepared trip blanks accompanied samples from the time of collection and placement in to the ice cooler until delivery to the laboratory and analysis.

3.5 Laboratory Analysis

Samples collected for analysis were analyzed by Connecticut Testing Laboratories, Inc. of Meriden, Connecticut, a Connecticut Department of Public Health-certified laboratory, for one or more of the following analyses:

- Volatile organic compounds (VOCs) according to EPA Method 8260B;
- Polyaromatic hydrocarbons (PAHs) according to EPA Method 8270C;
- ETPH according to the CT ETPH Method;
- SPLP ETPH according to EPA Method 1312;
- Total polychlorinated biphenyls (PCBs) according to EPA Method 8082;
- Total and SPLP Metals according to EPA Methods 6010B and 7470A (mercury)
- Cyanide and SPLP Cyanide according to EPA Method 9010B

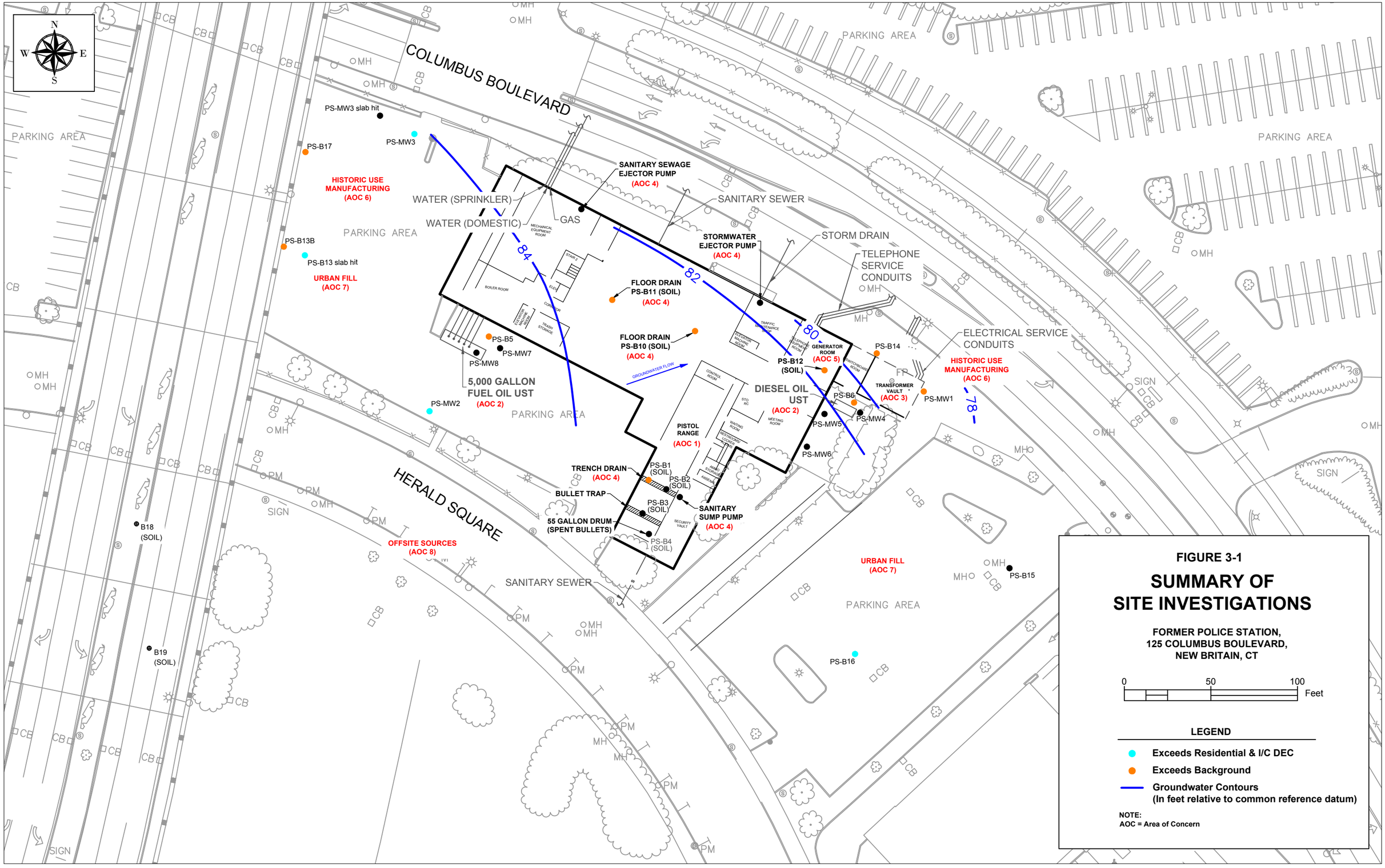

FIGURE 3-1

SUMMARY OF SITE INVESTIGATIONS

FORMER POLICE STATION,
125 COLUMBUS BOULEVARD,
NEW BRITAIN, CT

0 — 50 — 100 Feet

LEGEND

- Exceeds Residential & I/C DEC
- Exceeds Background
- Groundwater Contours (In feet relative to common reference datum)

NOTE:
AOC = Area of Concern

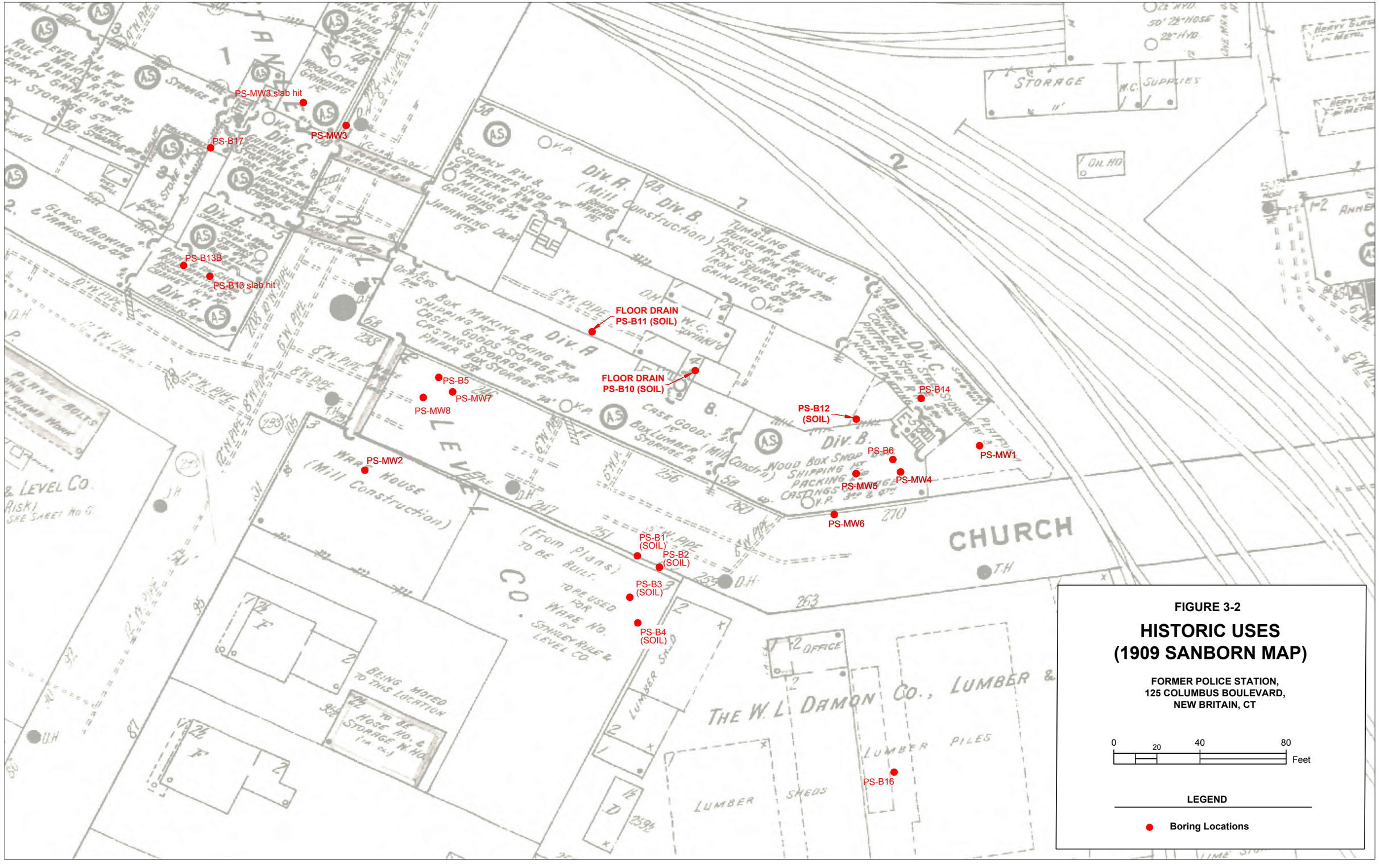

FIGURE 3-2

HISTORIC USES (1909 SANBORN MAP)

FORMER POLICE STATION,
125 COLUMBUS BOULEVARD,
NEW BRITAIN, CT

0 20 40 80 Feet

LEGEND

- Boring Locations

4.0 Nature and Extent of Contamination

This section of the report discusses CTDEEP cleanup criteria, presents the soil and groundwater analytical results in comparison with CTDEEP standards, and provides a data quality and usability evaluation.

4.1 CT DEEP Cleanup Criteria

4.1.1 Overview and Applicability

Analytical results for soils and groundwater obtained during this investigation were compared to the CTDEEP Remediation Standard Regulations (RSRs). The cleanup standards are summarized herein.

4.1.2 Soil Cleanup Criteria

The CTDEEP soil remediation goals integrate two soil cleanup criteria: (1) Direct Exposure Criteria (DEC) to protect human health and the environment from risks associated with direct exposure to pollutants in contaminated soil; and (2) Pollutant Mobility Criteria (PMC) to protect groundwater quality from pollutants that migrate from the soil to groundwater. The site is classified as a GB groundwater area, therefore, the GB PMC apply.

Soils to which both criteria apply must be remediated to a concentration that is equal to, or less than, the more stringent criteria. Residential DEC (RDEC) and a separate commercial/industrial DEC (CDEC) have been established by CTDEEP for most chemicals. Both the RDEC and CDEC were used to evaluate data at this site. The DEC applies to soil to a depth of 15 feet bgs. However, with the proper environmental land use restriction (ELUR) preventing disturbance, contaminated soil can remain below a building, four feet below grade or below three inches of pavement and two feet of non-contaminated sub base material.[1]

Polluted soil means soil impacted by a release of a substance at a concentration above the analytical detection limit, except if it is below background concentrations. Polluted soil may be reused on the same originating parcel with certain restrictions. To reuse polluted soil off site on another parcel (other than a permitted treatment or disposal facility) requires advance CTDEEP approval.

[1] CTDEEP RSR Section 22a-133k-1(a)(32) allows inaccessible soil below three inches of pavement, if soil is only impacted with PAHs and ETPH that are normal constituents of bituminous concrete, and if metals are less than two times DEC.

4.1.3 Groundwater Remediation Standards

Similar to remediation standards for soil, groundwater remediation requirements are dependent upon the groundwater classification. The objectives of these standards are to: (1) protect and preserve groundwater in GA areas as a natural resource; (2) protect existing use of groundwater regardless of the area's groundwater classification; (3) prevent further degradation of groundwater quality; (4) prevent degradation of surface water from discharges of contaminated groundwater; and (5) protect human health.

The groundwater remediation standards regulate remediation of groundwater based on each substance present in a plume and by each distinct plume of contamination. Several factors influence the remediation goal at a site, including the following: background concentrations, groundwater quality, groundwater classification, the proximity of nearby surface water, existing groundwater uses, and existing buildings and their uses. When assessing general groundwater remediation requirements, all of these factors must be considered in conjunction with the numeric components of the RSRs.

The applicable numeric components for GB groundwater classification areas include the following:

- Surface Water Protection Criteria (SWPC)
- Volatilization Criteria (VC); the residential volatilization criteria (RVC) was used at this site.

There are no water supply wells in the site vicinity, therefore the groundwater protection criteria (GWPC) does not apply.

The RSRs require any petroleum products, known as light nonaqueous phase liquids, be removed from the soil or groundwater to the maximum extent prudent. No light nonaqueous phase liquids were recorded or observed at this site.

4.2 Evaluation of Data

The chemical laboratory analytical reports are provided in Appendix E and are discussed in the sections below.

4.2.1 Soil Analytical Results

A summary of all soil analytical data for this site by AOC is included in Table 4-1. Figure 3-1 summarizes the soil analytical results. Appendix F outlines the methodology used to determine background concentrations for metals. All other constituents were assumed to be above background if any concentration was detected.

4.2.1.1 AOC 1 – Former Pistol Range

Washdown Trench Drain

Two soil borings were completed adjacent to either end of the trench drain to determine if lead was released from the washdown of spent bullet casings within the pistol range. Two soil samples (PS-B1 (0-2') and PS-B2 (0-2')) were collected and analyzed for lead. Low levels of lead were detected in both samples; the concentrations did not exceed CTDEEP DEC or GB PMC (based on SPLP) criteria. However, PS-B1 (0-2') was above background concentrations.

Bullet Trap

One soil boring was completed beneath the bullet trap in the pistol range to determine if lead was released from spent bullet casings. One soil sample was collected (PS-B3 (0-2')). Low levels of lead were detected; however, the concentration did not exceed CTDEEP DEC or GB PMC (based on SPLP) criteria and was also below background, indicating there was no release in this area.

Spent Bullet Storage

One soil boring was completed adjacent to the 55-gallon drum storing spent bullet casings. One soil sample was collected (PS-B4 (0-2')). Low levels of lead were detected; however, the concentration did not exceed CTDEEP DEC or GB PMC criteria (based on SPLP) and was also below background, indicating there was no release in this area.

4.2.1.2 AOC 2 – Underground Storage Tanks

5,000-gallon Heating Oil UST

One boring was advanced downgradient from the existing 5,000-gallon heating oil UST. A Geoprobe rig was used to collect soil samples at four foot intervals from the surface down to 24 feet. No visual or olfactory evidence of a release was noted in any of the samples. Two soil samples were collected, PS-B5 (0-4') to represent shallow soils/urban fill and PS-B5 (20-24') at the apparent groundwater table, and analyzed for ETPH, PAHs and VOCs.

ETPH was not detected in either sample. Low levels of PAHs were detected above background in PS-B5 (0-4'); the concentrations did not exceed CTDEEP criteria. PAHs were not detected in PS-B5 (20-24'). Low levels of Trichloroethylene (TCE) were detected in PS-B5 (20-24'); the concentrations did not exceed CTDEEP criteria. No TCE was detected in PS-B5 (0-4').

1,000 Diesel Oil UST

The 2,000-gallon UST was removed and replaced with the 1,000-gallon UST. Elevated PID readings and a petroleum sheen were observed at the bottom of the tank excavation during removal of the 2,000-gallon diesel UST in 1999. A total of 48.70 tons of contaminated soil was excavated and disposed of off-site in August 1999. Confirmatory samples collected from the bottom of the UST grave, below the seasonal high groundwater table, showed elevated

concentrations of Total Petroleum Hydrocarbons (TPH) exceeding CTDEEP criteria. A groundwater monitoring program was initiated. Three groundwater monitoring wells were installed and sampled four times between January 21, 2000 and October 6, 2000. Samples were analyzed for TPH by Method 418.1 and VOCs by EPA Method 8260B. Contaminants were not detected at concentrations above the CTDEEP criteria; however, halogenated VOCs (HVOCs) (cis-1,2-dichloroethylene, chloroform, trichloroethylene, and bromodichloromethane) were consistently detected in samples collected from each groundwater monitoring well at low levels. The origin of the HVOCs was unknown.

One boring was completed downgradient from the 1,000-gallon diesel oil UST. A Geoprobe rig was used to collect soil samples at four foot intervals from the surface down to 12 feet. A black, oily material was observed at approximately 10' with a petroleum odor and PID reading of 20.6 ppm. No visual or olfactory evidence of a release was noted in the 0-8' depths. Two soil samples were collected, PS-B6 (4-8') taken above the observed contamination and PS-B6 (8-12') to represent the observed contamination within the saturated zone. Both samples were analyzed for ETPH, PAHs and VOCs.

ETPH and PAHs were detected above background in PS-B6 (8-12'); however, the concentrations did not exceed CTDEEP criteria. n-Butylbenzene and sec-Butylbenzene were detected above background in PS-B6 (8-12'); however, the concentrations did not exceed CTDEEP criteria. No contaminants were detected in PS-B6 (4-8').

4.2.1.3 AOC 3 – Transformer Vault

The Transformer Vault is located in the northeast corner of the basement and is accessed from the loading dock area. The equipment in the Transformer Vault is owned and maintained by CL&P and inspection revealed the floor to be in good condition with no evidence of spills, leaks, or staining. The vault could not be accessed for sampling during the Phase II/III investigations. CL&P will remove the transformer and associated equipment when the power is shutoff.

A soil sample will be collected from beneath the concrete slab in the area of conduit holes in the floor (e.g., the conduit holes indicate the location of the older PCB-transformer) during demolition of the Police Station building and analyzed for ETPH, PAHs, VOCs and PCBs. Requirements for soil sampling will be incorporated into the building demolition and site remediation plans and specifications being developed for the site for implementation by the selected demolition contractor.

4.2.1.4 AOC 4 – Sumps/Drains

<u>Floor Drains</u>

Two borings were completed to four feet below the bottom of the drain to investigate the two floor drains in the basement level garage. Owner representatives stated that no maintenance was conducted in the garage and that it was only used for vehicle and evidence storage. Two soil samples, PS-B10 (0-2') and PS-B11 (0-2'), were collected and analyzed for metals, ETPH, PAHs and VOCs.

PS-B10 (0-2'): Low levels of metals were detected; the concentrations did not exceed CTDEEP DEC or GB PMC (based on SPLP) criteria; however, the metals arsenic, barium and cadmium were above background. Low levels of PAHs were also detected above background but below CTDEEP criteria. ETPH and VOCs were not detected.

PS-B11 (0-2'): Visual and olfactory evidence of petroleum was observed in the top 6" of the soil sample, which was associated with material in the bottom of the drain. PID was 8.4 ppm. Low levels of metals were detected; however, the concentrations did not exceed CTDEEP DEC or GB PMC (based on SPLP) criteria or background. PAHs were detected above background but below CTDEEP criteria. VOCs (n-Butylbenzene, sec-Butylbenzene, Isopropylbenzene, Naphthalene, 1,2,4-Trimethylbenzene, 1,3,5-Trimethylbenzene) were also detected above background but below CTDEEP criteria.

Sumps

There are three sumps located in the basement level of the building. Two are sewage ejectors which discharge to the sanitary sewer system. One of these is located in the Security Vault and was used for the washdown trench drain in the Former Pistol Range, which is located just to the northwest. The second is located in the Mechanical Equipment Room and is for boiler room floor drains for condensate and for the building domestic sewerage, which included sinks from the laboratory/dark room in the building. The third sump is a stormwater ejector located in the Traffic Maintenance Shop. This sump collects perimeter drainage, including that from the drain located in the loading dock area, and discharges it to the stormwater system. All three sumps appeared in good condition.

The sumps were inaccessible to a drill rig and/or manual coring and sampling during the Phase II/III investigations. These areas will be investigated further during demolition of the building, including the soils beneath each of the sumps and along the piping. A PID will be used to screen samples in the field with confirmatory samples collected beneath each sump and/or beneath piping depending on field observations, and analyzed for metals, ETPH, PAHs, VOCs and PCBs. Requirements for soil sampling will be incorporated into the building demolition and site remediation plans and specifications being developed for the site for implementation by the selected demolition contractor.

4.2.1.5 AOC 5 – Generator Room

The 2001 ESA by HRP reported storage of used oil and staining on the concrete floor in the generator room. No staining or oil storage was observed during the 2014/2015 investigations.

One boring was completed to a depth of two feet below the concrete floor in the generator room. No visual or olfactory evidence of a release was noted. One soil sample, PS-B12 (0-2'), was collected from beneath the concrete floor and analyzed for metals, ETPH, PAHs, VOCs and PCBs.

Low levels of metals were detected; the concentrations did not exceed CTDEEP DEC or GB PMC (based on SPLP) criteria. They were also below background levels. ETPH and PAHs were detected above background; the concentrations did not exceed CTDEEP DEC criteria. VOCs and PCBs were non-detect.

4.2.1.6 AOC 6 – Historic Use (Manufacturing)

Prior to the site being redeveloped in the 1960s for the Police Station, it was occupied by Stanley Rule and Level Company for the manufacture of tools. Three borings were completed: PS-B13 & PS-B13B in the area of a former tin shop (PS-B13B was located adjacent to PS-B13 after hitting refusal at four feet in PS-B13); and PS-B14 in the area of a former plating shop. An additional two borings were completed as monitoring wells: PS-MW3 downgradient from the historic manufacturing facilities; and PS-MW1 beneath the historic plating shop. Ten soil samples (not including duplicates) were collected from depths ranging between 0-4' to 20-22' (approximate groundwater interface). All samples were analyzed for metals, ETPH, PAHs and PCBs, with the exception of PS-MW3 (20-22'), which was only sampled for arsenic. Additionally, select samples were tested for VOCs (to evaluate historic uses) and cyanide (historic plating area).

All samples showed low levels of metals. Only one sample, PS-MW3 (10-12') exceeded RDEC and CDEC criteria for arsenic. Soil samples collected above PS-MW3 (0-4') and below PS-MW3 (20-22') were non-detect for arsenic. Metal concentrations did not exceed GB PMC (based on SPLP) criteria in any samples. Levels of some metals were above background in samples PS-B13 (0-4'), PS-B13B (4-8'), PS-MW3 (10-12') (this is the arsenic that exceeded DEC criteria), PS-B14 (0-4'), and PS-B14 (8-12').

Five (PS-B13 (0-4'), PS-MW3 (0-4'), PS-B14 (0-4'), PS-B14 (8-12'), PS-MW1 (0-4')) of the nine samples tested for PAHs (not including duplicates) were above background. Of these, only one sample (PS-B13 (0-4')) had PAH constituents that exceeded RDEC and CDEC criteria. Sample PS-B13 (0-4') also exceeded GB PMC criteria; however, there was not enough sample remaining to analyze PAHs using SPLP. It is opined that PS-B13 (0-4') is in compliance with the GB PMC based on favorable PAH SPLP analyses of two other samples with similar PAH mass concentrations.

VOCs, specifically TCE, was detected above background in PS-B13B (8-12'); the concentrations did not exceed CTDEEP DEC criteria. TCE was also detected in the PS-B13B (4-8') DUP (duplicate sample). All other samples were non-detect for VOCs.

PCBs and cyanide were non-detect in all samples analyzed for these constituents.

4.2.1.7 AOC 7 – Urban Fill

Urban fill is present throughout this area of New Britain associated with redevelopment activities in the 1960s. Nine soil borings were completed within fill for the Phase II/III investigation. Some of these soil borings were installed to investigate other AOCs, such as the historic tin and plating shops (PS-B13, PS-B13B, PS-MW3, PS-B14 and PS-MW1); however, results showed data consistent with other urban fill samples on the site. Ten urban fill samples were analyzed for metals, ETPH, PAHs and PCBs.

Low levels of metals were detected in all samples; the concentrations did not exceed CTDEEP DEC or GB PMC (based on SPLP) criteria. Some metals were above background in samples PS-B17 (0-4'), PS-MW2 (0-4' DUP), and PS-MW2 (15-17').

Eight (PS-B13 (0-4'), PS-MW3 (0-4'), PS-B14 (0-4'), PS-B14 (8-12'), PS-MW1 (0-4'), PS-B16 (0-4'), PS-B17 (0-4'), PS-MW2 (0-4')) of the ten samples tested for PAHs (not including duplicates) were above background. Of these, three samples (PS-B13 (0-4'), PS-B16 (0-4'), PS-MW2 (0-4')) had PAH constituents that exceeded RDEC and CDEC criteria. Sample PS-B13 (0-4') also exceeded GB PMC criteria; there was not enough sample remaining to analyze PAHs using SPLP. PS-B16 (0-4') and PS-MW2 (0-4') met GB PMC criteria (by SPLP analysis).

PCBs were non-detect in all samples.

4.2.1.8 AOC-8 Off-site Sources

PS-MW2 was installed on the upgradient portion of the site to assess impacts from off-site sources. A soil sample, PS-MW2 (15-17') was collected from the apparent groundwater table and analyzed for metals, ETPH, PAHs and PCBs. Only metals were detected at low concentrations; the concentrations did not exceed CTDEEP DEC or GB PMC (by SPLP) criteria; however, chromium and nickel were above background.

4.2.2 Groundwater Analytical Results

There are six groundwater monitoring wells located on the Site property. Three monitoring monitoring wells are located in the loading dock area to the southeast of the building in the vicinity of the 1,000-gallon diesel UST. These were installed during previous investigations to evaluate contaminants in groundwater associated with a release from the former 2,000-gallon diesel tank. Three wells were installed as part of the Phase II/III investigations.

Four of the groundwater monitoring wells (PS-MW1, PW-MW2, PW-MW3 and PS-MW4) were sampled using low flow methods in May 2015 and analyzed for metals, ETPH, PAHs, VOCs and cyanide. The VOC bottles for PS-MW3 broke during transport and were recollected and analyzed in June 2015. Groundwater analytical results are summarized in Table 4-2. No evidence of oil product was noted during the groundwater sampling.

No ETPH, PAHs or cyanide were detected in any wells.

Low concentrations of barium and copper were detected in all of the monitoring wells, likely associated with elevated turbidity levels during low flow sampling. Low concentrations of lead were detected in PS-MW1. In all cases, the concentrations were below the CTDEEP SWPC criteria.

VOCs, cis-1,2-dichloroethylene and trichloroethylene (TCE), were detected above background in all groundwater monitoring wells sampled, including the upgradient monitoring well. Chloroform was detected above background in PS-MW1 and PS-MW4. In all cases, the concentrations were below the SWPC and VC criteria.

4.2.3 Building Hazardous Materials Survey Results

The results of the Hazardous Building Materials Survey are included in Appendix B.

4.3 Data Quality and Usability

All data were analyzed and evaluated by Connecticut Testing Laboratories using CTDEEP's Reasonable Confidence Protocols (RCP). A data quality and data usability evaluation is included in Appendix G.

Based on the data quality assessment and data usability evaluation, the Phase II/III investigation data are usable to meet the data quality objectives set for this project.

Table 4-1. Summary of Soil Analytical Data
Former Police Station
New Britain, CT

Parameter	CTDEEP Criteria RDEC	CTDEEP Criteria I/C DEC	CTDEEP Criteria GB PMC	Site Specific Background	Sample ID/Depth (feet) AOC-1 Former Pistol Range PS-B1 (0-2')	PS-B2 (0-2')	PS-B3 (0-2')	PS-B4 (0-2')	AOC-2 Underground Storage Tanks PS-B5 (0-4')	PS-B5 (20-24')	PS-B6 (4-8')	PS-B6 (8-12')	AOC-4 SUMPS/DRAINS PS-B10 (0-2')	PS-B11 (0-2')	AOC-5 Generator Room PS-B12 (0-2')
Sample Date					3/24/2015	3/24/2015	3/24/2015	3/24/2015	3/9/2015	3/9/2015	3/9/2015	3/9/2015	3/9/2015	3/9/2015	3/24/2015
Metals (Total Analysis) (mg/kg)															
Arsenic	10	10		2.5	NA	NA	NA	NA	NA	NA	NA	NA	5.1	2.5	ND
Barium	4,700	140,000		153.6	NA	NA	NA	NA	NA	NA	NA	NA	154	101	34
Cadmium	34	1,000		0.5	NA	NA	NA	NA	NA	NA	NA	NA	0.6	ND	ND
Chromium	100	100		13.8	NA	NA	NA	NA	NA	NA	NA	NA	12.6	12.7	4.2
Lead	400	1,000		50.9	60.2	31.6	12.1	10.9	NA	NA	NA	NA	24.1	12.2	12.1
Mercury	20	610		0.05	NA	NA	NA	NA	NA	NA	NA	NA	ND	ND	ND
Selenium	340	10,000		0.50	NA	NA	NA	NA	NA	NA	NA	NA	ND	ND	ND
Silver	340	10,000		0.20	NA	NA	NA	NA	NA	NA	NA	NA	ND	ND	ND
Copper	2,500	76,000		69.2	NA	NA	NA	NA	NA	NA	NA	NA	24.5	25.3	50.2
Nickel	1,400	7,500		21.7	NA	NA	NA	NA	NA	NA	NA	NA	21.7	20.5	16.5
Zinc	20,000	610,000		120.8	NA	NA	NA	NA	NA	NA	NA	NA	57.8	36.2	52.1
Metals (SPLP Analysis) (mg/L)															
Arsenic			0.50		NA	NA	NA	NA	NA	NA	NA	NA	ND	ND	ND
Barium			10.00		NA	NA	NA	NA	NA	NA	NA	NA	0.3	0.4	0.1
Cadmium			0.05		NA	NA	NA	NA	NA	NA	NA	NA	ND	ND	ND
Chromium			0.5		NA	NA	NA	NA	NA	NA	NA	NA	ND	ND	ND
Lead			0.15		ND	ND	ND	ND	NA	NA	NA	NA	ND	ND	ND
Mercury			0.02		NA	NA	NA	NA	NA	NA	NA	NA	ND	ND	ND
Selenium			0.5		NA	NA	NA	NA	NA	NA	NA	NA	ND	ND	ND
Silver			0.36		NA	NA	NA	NA	NA	NA	NA	NA	ND	ND	ND
Copper			13		NA	NA	NA	NA	NA	NA	NA	NA	ND	ND	0.01
Nickel			1		NA	NA	NA	NA	NA	NA	NA	NA	ND	ND	ND
Zinc			50		NA	NA	NA	NA	NA	NA	NA	NA	0.25	0.39	ND
CT Extractable Total Petroleum Hydrocarbons (ETPH)															
ETPH, total (mg/kg)	500	2,500	2500		NA	NA	NA	NA	ND	ND	ND	320	ND	ND	71
CT Extractable Total Petroleum Hydrocarbons (SPLP-ETPH)															
ETPH, SPLP (mg/L)	NE	NE	2.5		NA	NA	NA	NA	NA	NA	NA	NA	NA	NA	
PAHs (Total) (µg/kg)															
Acenaphthene	***1,000,000***	***2,500,000***	***30,000***		NA	NA	NA	NA	ND	ND	ND	ND	ND	345	ND
Acenaphthylene	1,000,000	2,500,000	84,000		NA	NA	NA	NA	ND	ND	ND	ND	ND	ND	ND
Anthracene	1,000,000	2,500,000	400,000		NA	NA	NA	NA	ND	ND	ND	57	ND	594	ND
Benzo(a)anthracene	1,000	7,800	1,000		NA	NA	NA	NA	ND	ND	ND	ND	54	432	ND
Benzo(a)pyrene	1,000	1,000	1,000		NA	NA	NA	NA	ND	ND	ND	ND	56	437	ND
Benzo(b)fluoranthene	1,000	7,800	1,000		NA	NA	NA	NA	57	ND	ND	ND	85	640	56
Benzo(g,h,i)Perylene	***1,000,000***	***2,500,000***	***29,600***		NA	NA	NA	NA	ND	ND	ND	ND	ND	442	ND
Benzo(k)fluoranthene	8,400	78,000	1,000		NA	NA	NA	NA	ND	ND	ND	ND	ND	243	ND
Carbazole	***3,300***	***286,000***	***10,600***		NA	NA	NA	NA	ND	ND	ND	ND	ND	248	ND
Chloronaphthalene 2-	***500,000***	***1,000,000***	***18,000***		NA	NA	NA	NA	ND	ND	ND	ND	ND	ND	ND
Chrysene	***84,000***	***780,000***	***9,400***		NA	NA	NA	NA	85	ND	ND	ND	151	835	64
Dibenzo(a,h)Anthracene	***1,000***	***1,000***	***1,000***		NA	NA	NA	NA	ND	ND	ND	ND	ND	127	ND
Fluoranthene	1,000,000	2,500,000	56,000		NA	NA	NA	NA	114	ND	ND	ND	265	1830	113
Fluorene	1,000,000	2,500,000	56,000		NA	NA	NA	NA	ND	ND	ND	ND	ND	521	ND
Indeno(1,2,3-cd)Pyrene	***1,000***	***7,800***	***3,000***		NA	NA	NA	NA	ND	ND	ND	ND	51	367	ND
Methylnaphthalene 2-	***271,000***	***1,000,000***	***5,500***		NA	NA	NA	NA	ND	ND	ND	113	ND	168	ND
Naphthalene	1,000,000	2,500,000	56,000		NA	NA	NA	NA	ND	ND	ND	ND	ND	195	ND
Phenanthrene	1,000,000	2,500,000	40,000		NA	NA	NA	NA	52	ND	ND	375	253	2320	53
Pyrene	1,000,000	2,500,000	40,000		NA	NA	NA	NA	100	ND	ND	ND	209	1510	91
PAHs (SPLP) (µg/L)															
Acenaphthene			***4,200***		NA	NA	NA	NA	NA	NA	NA	NA	NA	NA	
Acenaphthylene			4,200		NA	NA	NA	NA	NA	NA	NA	NA	NA	NA	
Anthracene			20,000		NA	NA	NA	NA	NA	NA	NA	NA	NA	NA	
Benzo(a)anthracene			0.6		NA	NA	NA	NA	NA	NA	NA	NA	NA	NA	
Benzo(a)pyrene			2		NA	NA	NA	NA	NA	NA	NA	NA	NA	NA	
Benzo(b)fluoranthene			0.8		NA	NA	NA	NA	NA	NA	NA	NA	NA	NA	
Benzo(g,h,i)Perylene			***4.8***		NA	NA	NA	NA	NA	NA	NA	NA	NA	NA	
Benzo(k)fluoranthene			5		NA	NA	NA	NA	NA	NA	NA	NA	NA	NA	
Carbazole			***50***		NA	NA	NA	NA	NA	NA	NA	NA	NA	NA	
Chloronaphthalene 2-			***5,600***		NA	NA	NA	NA	NA	NA	NA	NA	NA	NA	
Chrysene			***11***		NA	NA	NA	NA	NA	NA	NA	NA	NA	NA	
Dibenzo(a,h)Anthracene			***2***		NA	NA	NA	NA	NA	NA	NA	NA	NA	NA	
Fluoranthene			2,800		NA	NA	NA	NA	NA	NA	NA	NA	NA	NA	
Fluorene			2,800		NA	NA	NA	NA	NA	NA	NA	NA	NA	NA	
Indeno(1,2,3-cd)Pyrene			***2***		NA	NA	NA	NA	NA	NA	NA	NA	NA	NA	
Methylnaphthalene 2-			***280***		NA	NA	NA	NA	NA	NA	NA	NA	NA	NA	
Naphthalene			2,800		NA	NA	NA	NA	NA	NA	NA	NA	NA	NA	
Phenanthrene			2,000		NA	NA	NA	NA	NA	NA	NA	NA	NA	NA	
Pyrene			2,000		NA	NA	NA	NA	NA	NA	NA	NA	NA	NA	

Table 4-1. Summary of Soil Analytical Data
Former Police Station
New Britain, CT

Parameter	CTDEEP Criteria RDEC	CTDEEP Criteria I/C DEC	CTDEEP Criteria GB PMC	Site Specific Background	Sample ID/Depth (feet) AOC-1 Former Pistol Range PS-B1 (0-2')	PS-B2 (0-2')	PS-B3 (0-2')	PS-B4 (0-2')	AOC-2 Underground Storage Tanks PS-B5 (0-4')	PS-B5 (20-24')	PS-B6 (4-8')	PS-B6 (8-12')	AOC-4 SUMPS/DRAINS PS-B10 (0-2')	PS-B11 (0-2')	AOC-5 Generator Room PS-B12 (0-2')
Volatile Organic Compounds (VOCs) (ug/kg)															
Acetone	500,000	1,000,000	140,000		NA	NA	NA	NA	ND	ND	ND	ND	ND	ND	ND
Acrylonitrile	1,100	11,000	100		NA	NA	NA	NA	ND	ND	ND	ND	ND	ND	ND
Benzene	21,000	200,000	200		NA	NA	NA	NA	ND	ND	ND	ND	ND	ND	ND
Bromobenzene	NE	NE	NE		NA	NA	NA	NA	ND	ND	ND	ND	ND	ND	ND
Bromochloromethane	NE	NE	NE		NA	NA	NA	NA	ND	ND	ND	ND	ND	ND	ND
Bromodichloromethane	***1,100***	***92,000***	***40***		NA	NA	NA	NA	ND	ND	ND	ND	ND	ND	ND
Bromoform	78,000	720,000	800		NA	NA	NA	NA	ND	ND	ND	ND	ND	ND	ND
Bromomethane	***33,900***	***1,000,000***	***100***		NA	NA	NA	NA	ND	ND	ND	ND	ND	ND	ND
Butylbenzene n-	***500,000***	***1,000,000***	***2,000***		NA	NA	NA	NA	ND	ND	ND	24	ND	38	ND
Butylbenzene sec-	***500,000***	***1,000,000***	***2,000***		NA	NA	NA	NA	ND	ND	ND	58	ND	29	ND
Butylbenzene tert-	***500,000***	***1,000,000***	***2,000***		NA	NA	NA	NA	ND	ND	ND	ND	ND	ND	ND
Carbon disulfide	***500,000***	***1,000,000***	***30,000***		NA	NA	NA	NA	ND	ND	ND	ND	ND	ND	ND
Carbon tetrachloride	4,700	44,000	1,000		NA	NA	NA	NA	ND	ND	ND	ND	ND	ND	ND
Chlorobenzene	500,000	1,000,000	20,000		NA	NA	NA	NA	ND	ND	ND	ND	ND	ND	ND
Chloroethane	***500,000***	***1,000,000***	***237,000***		NA	NA	NA	NA	ND	ND	ND	ND	ND	ND	ND
Chloroform	100,000	940,000	1,200		NA	NA	NA	NA	ND	ND	ND	ND	ND	ND	ND
Chloromethane	***176,000***	***1,000,000***	***360***		NA	NA	NA	NA	ND	ND	ND	ND	ND	ND	ND
Chlorotoluene 2-	***135,500***	***1,000,000***	***4,000***		NA	NA	NA	NA	ND	ND	ND	ND	ND	ND	ND
Chlorotoluene 4-	***135,500***	***1,000,000***	***3,600***		NA	NA	NA	NA	ND	ND	ND	ND	ND	ND	ND
Dibromochloromethane	7,300	68,000	100		NA	NA	NA	NA	ND	ND	ND	ND	ND	ND	ND
chloropropane 1,2-	NE	NE	NE		NA	NA	NA	NA	ND	ND	ND	ND	ND	ND	ND
(EDB)	7	67	100		NA	NA	NA	NA	ND	ND	ND	ND	ND	ND	ND
Dibromomethane	NE	NE	NE		NA	NA	NA	NA	ND	ND	ND	ND	ND	ND	ND
Dichlorobenzene 1,2-	500,000	1,000,000	3,100		NA	NA	NA	NA	ND	ND	ND	ND	ND	ND	ND
Dichlorobenzene 1,3-	500,000	1,000,000	120,000		NA	NA	NA	NA	ND	ND	ND	ND	ND	ND	ND
Dichlorobenzene 1,4-	26,000	240,000	15,000		NA	NA	NA	NA	ND	ND	ND	ND	ND	ND	ND
Dichloro-2-butene t-1,4	NE	NE	NE		NA	NA	NA	NA	ND	ND	ND	ND	ND	ND	ND
Dichlorodifluoromethane	***500,000***	***1,000,000***	**2,000**		NA	NA	NA	NA	ND	ND	ND	ND	ND	ND	ND
Dichloroethane 1,1-	500,000	1,000,000	14,000		NA	NA	NA	NA	ND	ND	ND	ND	ND	ND	ND
Dichloroethane 1,2-	6,700	63,000	200		NA	NA	NA	NA	ND	ND	ND	ND	ND	ND	ND
Dichloroethylene 1,1-	1,000	9,500	1,400		NA	NA	NA	NA	ND	ND	ND	ND	ND	ND	ND
Dichloroethylene cis-1,2-	500,000	1,000,000	14,000		NA	NA	NA	NA	ND	ND	ND	ND	ND	ND	ND
1,2-	500,000	1,000,000	20,000		NA	NA	NA	NA	ND	ND	ND	ND	ND	ND	ND
Dichloropropane 1,2-	9,000	84,000	1,000		NA	NA	NA	NA	ND	ND	ND	ND	ND	ND	ND
Dichloropropane 1,3-	3,400	32,000	100		NA	NA	NA	NA	ND	ND	ND	ND	ND	ND	ND
Dichloropropane 2,2-	NE	NE	NE		NA	NA	NA	NA	ND	ND	ND	ND	ND	ND	ND
Dichloropropylene 1,1-	NE	NE	NE		NA	NA	NA	NA	ND	ND	ND	ND	ND	ND	ND
1,3-	NE	NE	NE		NA	NA	NA	NA	ND	ND	ND	ND	ND	ND	ND
1,3-	NE	NE	NE		NA	NA	NA	NA	ND	ND	ND	ND	ND	ND	ND
Ethyl Benzene	500,000	1,000,000	10,100		NA	NA	NA	NA	ND	ND	ND	ND	ND	ND	ND
Hexachlorobutadiene	***800***	***7,400***	***299,000***		NA	NA	NA	NA	ND	ND	ND	ND	ND	ND	ND
Isopropylbenzene	***500,000***	***1,000,000***	***18,000***		NA	NA	NA	NA	ND	ND	ND	ND	ND	23	ND
Isopropyltoluene p-	***500,000***	***1,000,000***	***18,600***		NA	NA	NA	NA	ND	ND	ND	ND	ND	ND	ND
Methylene chloride	82,000	760,000	1,000		NA	NA	NA	NA	ND	ND	ND	ND	ND	ND	ND
Methyl butyl ketone	NE	NE	NE		NA	NA	NA	NA	ND	ND	ND	ND	ND	ND	ND
Methyl ethyl ketone	500,000	1,000,000	80,000		NA	NA	NA	NA	ND	ND	ND	ND	ND	ND	ND
(MTBE)	500,000	1,000,000	20,000		NA	NA	NA	NA	ND	ND	ND	ND	ND	ND	ND
MIBK	500,000	1,000,000	14,000		NA	NA	NA	NA	ND	ND	ND	ND	ND	ND	ND
Naphthalene	1,000,000	2,500,000	56,000		NA	NA	NA	NA	ND	ND	ND	ND	ND	67	ND
Propylbenzene n-	***500,000***	***1,000,000***	***14,000***		NA	NA	NA	NA	ND	ND	ND	ND	ND	ND	ND
Styrene	500,000	1,000,000	20,000		NA	NA	NA	NA	ND	ND	ND	ND	ND	ND	ND
1,1,1,2-	24,000	220,000	200		NA	NA	NA	NA	ND	ND	ND	ND	ND	ND	ND
1,1,2,2-	3,100	29,000	100		NA	NA	NA	NA	ND	ND	ND	ND	ND	ND	ND
Tetrachloroethylene	12,000	110,000	1,000		NA	NA	NA	NA	ND	ND	ND	ND	ND	ND	ND
Tetrahydrofuran	NE	NE	NE		NA	NA	NA	NA	ND	ND	ND	ND	ND	ND	ND
Toluene	500,000	1,000,000	67,000		NA	NA	NA	NA	ND	ND	ND	ND	ND	ND	ND
Trichlorobenzene 1,2,3-	NE	NE	NE		NA	NA	NA	NA	ND	ND	ND	ND	ND	ND	ND
Trichlorobenzene 1,2,4-	***116,200***	***1,000,000***	***2,400***		NA	NA	NA	NA	ND	ND	ND	ND	ND	ND	ND
Trichloroethane 1,1,1-	500,000	1,000,000	40,000		NA	NA	NA	NA	ND	ND	ND	ND	ND	ND	ND
Trichloroethane 1,1,2-	11,000	100,000	1,000		NA	NA	NA	NA	ND	ND	ND	ND	ND	ND	ND
Trichloroethylene	56,000	520,000	1,000		NA	NA	NA	NA	ND	21	ND	ND	ND	ND	ND
Trichlorofluoromethane	***500,000***	***1,000,000***	***35,000***		NA	NA	NA	NA	ND	ND	ND	ND	ND	ND	ND
Trichloropropane 1,2,3-	NE	NE	NE		NA	NA	NA	NA	ND	ND	ND	ND	ND	ND	ND
Trichlorotrifluoroethane	NE	NE	NE		NA	NA	NA	NA	ND	ND	ND	ND	ND	ND	ND
Trimethylbenzene 1,2,4-	***500,000***	***1,000,000***	***2,400***		NA	NA	NA	NA	ND	ND	ND	ND	ND	1210	ND
Trimethylbenzene 1,3,5-	***500,000***	***1,000,000***	***1,900***		NA	NA	NA	NA	ND	ND	ND	ND	ND	29	ND
Vinyl chloride	320	3,000	400		NA	NA	NA	NA	ND	ND	ND	ND	ND	ND	ND
Xylene p/m	500,000	1,000,000	19,500		NA	NA	NA	NA	ND	ND	ND	ND	ND	ND	ND
Xylene o-					NA	NA	NA	NA	ND	ND	ND	ND	ND	ND	ND
Polychlorinated Biphenyls (PCBs)															
PCBs(mg/kg)	1	10			NA	NA	NA	NA	NA	NA	NA	NA	NA	NA	ND
Cyanide															
Cyanide, Total (mg/kg)	1,400	41,000			NA	NA	NA	NA	NA	NA	NA	NA	NA	NA	NA
(mg/L)			2		NA	NA	NA	NA	NA	NA	NA	NA	NA	NA	NA

Notes:

PMC GB - RSR Section 22a-133-2c(2)(D) [Polluted Soil in GB Area] was used for PMC compliance (SPLP less that than 10 X GWPC) for select samples.

RDEC - Residential Direct Exposure Criteria

I/C DEC - Industrial/Commercial Direct Exposure Criteria

20,000 - Additional Polluting Substance Criteria (CTDEEP approval required)

mg/kg = milligrams per kilogram or ppm

ug/kg = micrograms per kilogram or ppb

mg/L = milligarms per liter

NA - Not Analyzed, ND- Not Detected, NE Not established

Site Specific Background calculated as 90th percentile after removing outliers

Exceeds Residential DEC

Exceeds Residential & I/C DEC

Exceeds DEC & PMC

Exceeds PMC

Exceeds Background

Table 4-1. Summary of Soil Analytical Data
Former Police Station
New Britain, CT

				Sample ID/Depth (feet)													
				AOC-6 HISTORIC USE													
	CTDEEP Criteria			PS-B13	PS-B13B		PS-B13B	PS-MW3			PS-B14			PS-MW1		
Parameter	RDEC	I/C DEC	GB PMC	(0-4')	(4-8')	(4-8') DUP	(8-12')	(0-4')	(10-12')	(20-22')	(0-4')	(0-4') (DUP)	(8-12')	(0-4')	(0-4') (DUP)	(8-10')
Sample Date				3/9/2015	3/9/2015	3/9/2015	3/9/2015	3/24/2015	3/24/2015	3/24/2015	3/9/2015	3/9/2015	3/9/2015	3/25/2015	3/25/2015	3/25/2015
Metals (Total Analysis) (mg/kg)																
Arsenic	10	10		1.8	ND	ND	1.1	ND	21.8	ND	1.9	2.2	2.9	ND	NA	ND
Barium	4,700	140,000		202	49	72	37	22	131	NA	81	88	84	62	NA	86
Cadmium	34	1,000		ND	ND	ND	ND	ND	ND	NA	ND	ND	ND	ND	NA	ND
Chromium	100	100		6.9	16.2	11.1	10	8.5	8.3	NA	12.7	13.8	10.2	12.2	NA	12.4
Lead	400	1,000		70.4	23.2	7.3	7.7	23.7	5.8	NA	31.3	22.3	56	11.5	NA	7.7
Mercury	20	610		0.57	0.04	ND	ND	0.03	ND	NA	0.04	0.03	0.07	ND	NA	ND
Selenium	340	10,000		ND	ND	ND	ND	ND	ND	NA	ND	ND	ND	ND	NA	ND
Silver	340	10,000		ND	ND	ND	ND	ND	ND	NA	ND	ND	ND	ND	NA	ND
Copper	2,500	76,000		45.3	68.5	7.3	23	8.7	24.9	NA	75.5	48.1	249	32.3	NA	17.9
Nickel	1,400	7,500		6.8	18.8	11.6	18.5	7.7	13.2	NA	18.5	20.6	24	18.9	NA	15.8
Zinc	20,000	610,000		118	151	146	32.7	27.6	22.8	NA	71.8	60.7	81.4	32.6	NA	25.8
Metals (SPLP Analysis) (mg/L)																
Arsenic			0.50	ND	ND	ND	ND	ND	ND	NA	ND	ND	ND	ND	NA	ND
Barium			10.00	0.4	0.3	0.4	.3	0.2	0.2	NA	.3	0.3	0.2	0.3	NA	ND
Cadmium			0.05	ND	ND	ND	ND	ND	ND	NA	ND	ND	ND	ND	NA	ND
Chromium			0.5	ND	ND	ND	ND	ND	ND	NA	ND	ND	ND	ND	NA	ND
Lead			0.15	ND	ND	ND	ND	ND	ND	NA	ND	ND	ND	ND	NA	ND
Mercury			0.02	ND	ND	ND	ND	ND	ND	NA	ND	ND	ND	ND	NA	ND
Selenium			0.5	ND	ND	ND	ND	ND	ND	NA	ND	ND	ND	ND	NA	ND
Silver			0.36	ND	ND	ND	ND	ND	ND	NA	ND	ND	ND	ND	NA	ND
Copper			13	ND	0.01	0.02	ND	ND	0.01	NA	0.02	0.01	ND	0.01	NA	ND
Nickel			1	ND	ND	ND	ND	ND	ND	NA	ND	ND	ND	ND	NA	ND
Zinc			50	0.1	0.41	0.53	0.16	0.07	ND	NA	0.3	0.35	ND	0.17	NA	ND
CT Extractable Total Petroleum Hydrocarbons (ETPH)																
ETPH, total (mg/kg)	500	2,500	2500	ND	ND	ND	ND	ND	ND	NA	ND	ND	ND	ND	NA	ND
CT Extractable Total Petroleum Hydrocarbons (SPLP-ETPH)																
ETPH, SPLP (mg/L)	NE	NE	2.5	NA	NA	NA	NA	NA	NA	NA	NA	NA	NA	NA	NA	NA
PAHs (Total) (µg/kg)																
Acenaphthene	***1,000,000***	***2,500,000***	***30,000***	ND	ND	ND	ND	ND	ND	NA	51	52	ND	ND	NA	ND
Acenaphthylene	1,000,000	2,500,000	84,000	ND	ND	ND	ND	ND	ND	NA	ND	ND	ND	ND	NA	ND
Anthracene	1,000,000	2,500,000	400,000	1840	ND	ND	ND	ND	ND	NA	163	206	129	ND	NA	ND
Benzo(a)anthracene	1,000	7,800	1,000	3750	ND	ND	ND	115	ND	NA	303	256	185	90	NA	ND
Benzo(a)pyrene	1,000	1,000	1,000	3860	ND	ND	ND	102	ND	NA	306	249	183	83	NA	ND
Benzo(b)fluoranthene	1,000	7,800	1,000	5090	ND	ND	ND	175	ND	NA	434	356	289	96	NA	ND
Benzo(g,h,i)Perylene	***1,000,000***	***2,500,000***	***29,600***	3800	ND	ND	ND	106	ND	NA	345	263	201	ND	NA	ND
Benzo(k)fluoranthene	8,400	78,000	1,000	2700	ND	ND	ND	64	ND	NA	167	175	122	52	NA	ND
Carbazole	***3,300***	***286,000***	***10,600***	ND	ND	ND	ND	ND	ND	NA	ND	ND	ND	ND	NA	ND
Chloronaphthalene 2-	***500,000***	***1,000,000***	***18,000***	ND	ND	ND	ND	ND	ND	NA	ND	ND	ND	ND	NA	ND
Chrysene	***84,000***	***780,000***	***9,400***	8510	ND	ND	ND	162	ND	NA	660	613	490	122	NA	ND
Dibenzo(a,h)Anthracene	***1,000***	***1,000***	***1,000***	ND	ND	ND	ND	ND	ND	NA	ND	ND	ND	ND	NA	ND
Fluoranthene	1,000,000	2,500,000	56,000	13900	ND	ND	ND	315	ND	NA	1120	965	755	212	NA	ND
Fluorene	1,000,000	2,500,000	56,000	ND	ND	ND	ND	ND	ND	NA	55	66	ND	ND	NA	ND
Indeno(1,2,3-cd)Pyrene	***1,000***	***7,800***	***3,000***	3180	ND	ND	ND	81	ND	NA	262	196	167	64	NA	ND
Methylnaphthalene 2-	***271,000***	***1,000,000***	***5,500***	ND	ND	ND	ND	ND	ND	NA	ND	ND	ND	ND	NA	ND
Naphthalene	1,000,000	2,500,000	56,000	ND	ND	ND	ND	ND	ND	NA	ND	ND	ND	ND	NA	ND
Phenanthrene	1,000,000	2,500,000	40,000	7730	ND	ND	ND	162	ND	NA	730	865	581	99	NA	ND
Pyrene	1,000,000	2,500,000	40,000	12100	ND	ND	ND	263	ND	NA	941	752	620	179	NA	ND
PAHs (SPLP) (µg/L)																
Acenaphthene			***4,200***	not	NA	NA	NA	NA	NA	NA	NA	NA	NA	NA	NA	NA
Acenaphthylene			4,200	enough	NA	NA	NA	NA	NA	NA	NA	NA	NA	NA	NA	NA
Anthracene			20,000	material	NA	NA	NA	NA	NA	NA	NA	NA	NA	NA	NA	NA
Benzo(a)anthracene			0.6	need to	NA	NA	NA	NA	NA	NA	NA	NA	NA	NA	NA	NA
Benzo(a)pyrene			2	resample	NA	NA	NA	NA	NA	NA	NA	NA	NA	NA	NA	NA
Benzo(b)fluoranthene			0.8	for SPLP	NA	NA	NA	NA	NA	NA	NA	NA	NA	NA	NA	NA
Benzo(g,h,i)Perylene			***4.8***		NA	NA	NA	NA	NA	NA	NA	NA	NA	NA	NA	NA
Benzo(k)fluoranthene			5		NA	NA	NA	NA	NA	NA	NA	NA	NA	NA	NA	NA
Carbazole			***50***		NA	NA	NA	NA	NA	NA	NA	NA	NA	NA	NA	NA
Chloronaphthalene 2-			***5,600***		NA	NA	NA	NA	NA	NA	NA	NA	NA	NA	NA	NA
Chrysene			***11***		NA	NA	NA	NA	NA	NA	NA	NA	NA	NA	NA	NA
Dibenzo(a,h)Anthracene			***2***		NA	NA	NA	NA	NA	NA	NA	NA	NA	NA	NA	NA
Fluoranthene			2,800		NA	NA	NA	NA	NA	NA	NA	NA	NA	NA	NA	NA
Fluorene			2,800		NA	NA	NA	NA	NA	NA	NA	NA	NA	NA	NA	NA
Indeno(1,2,3-cd)Pyrene			***2***		NA	NA	NA	NA	NA	NA	NA	NA	NA	NA	NA	NA
Methylnaphthalene 2-			***280***		NA	NA	NA	NA	NA	NA	NA	NA	NA	NA	NA	NA
Naphthalene			2,800		NA	NA	NA	NA	NA	NA	NA	NA	NA	NA	NA	NA
Phenanthrene			2,000		NA	NA	NA	NA	NA	NA	NA	NA	NA	NA	NA	NA
Pyrene			2,000		NA	NA	NA	NA	NA	NA	NA	NA	NA	NA	NA	NA

Table 4-1. Summary of Soil Analytical Data
Former Police Station
New Britain, CT

Parameter	CTDEEP Criteria			Sample ID/Depth (feet)													
				AOC-6 HISTORIC USE													
				PS-B13	PS-B13B		PS-B13B	PS-MW3			PS-B14			PS-MW1		
	RDEC	I/C DEC	GB PMC	(0-4')	(4-8')	(4-8') DUP	(8-12')	(0-4')	(10-12')	(20-22')	(0-4')	(0-4') (DUP)	(8-12')	(0-4')	(0-4') (DUP)	(8-10')
Volatile Organic Compounds (VOCs) (ug/kg)																
Acetone	500,000	1,000,000	140,000	NA	ND	ND	ND	ND	ND	NA	ND	ND	ND	ND	NA	ND
Acrylonitrile	1,100	11,000	100	NA	ND	ND	ND	ND	ND	NA	ND	ND	ND	ND	NA	ND
Benzene	21,000	200,000	200	NA	ND	ND	ND	ND	ND	NA	ND	ND	ND	ND	NA	ND
Bromobenzene	NE	NE	NE	NA	ND	ND	ND	ND	ND	NA	ND	ND	ND	ND	NA	ND
Bromochloromethane	NE	NE	NE	NA	ND	ND	ND	ND	ND	NA	ND	ND	ND	ND	NA	ND
Bromodichloromethane	***1,100***	***92,000***	***40***	NA	ND	ND	ND	ND	ND	NA	ND	ND	ND	ND	NA	ND
Bromoform	78,000	720,000	800	NA	ND	ND	ND	ND	ND	NA	ND	ND	ND	ND	NA	ND
Bromomethane	***33,900***	***1,000,000***	***100***	NA	ND	ND	ND	ND	ND	NA	ND	ND	ND	ND	NA	ND
Butylbenzene n-	***500,000***	***1,000,000***	***2,000***	NA	ND	ND	ND	ND	ND	NA	ND	ND	ND	ND	NA	ND
Butylbenzene sec-	***500,000***	***1,000,000***	***2,000***	NA	ND	ND	ND	ND	ND	NA	ND	ND	ND	ND	NA	ND
Butylbenzene tert-	***500,000***	***1,000,000***	***2,000***	NA	ND	ND	ND	ND	ND	NA	ND	ND	ND	ND	NA	ND
Carbon disulfide	***500,000***	***1,000,000***	***30,000***	NA	ND	ND	ND	ND	ND	NA	ND	ND	ND	ND	NA	ND
Carbon tetrachloride	4,700	44,000	1,000	NA	ND	ND	ND	ND	ND	NA	ND	ND	ND	ND	NA	ND
Chlorobenzene	500,000	1,000,000	20,000	NA	ND	ND	ND	ND	ND	NA	ND	ND	ND	ND	NA	ND
Chloroethane	***500,000***	***1,000,000***	***237,000***	NA	ND	ND	ND	ND	ND	NA	ND	ND	ND	ND	NA	ND
Chloroform	100,000	940,000	1,200	NA	ND	ND	ND	ND	ND	NA	ND	ND	ND	ND	NA	ND
Chloromethane	***176,000***	***1,000,000***	***360***	NA	ND	ND	ND	ND	ND	NA	ND	ND	ND	ND	NA	ND
Chlorotoluene 2-	***135,500***	***1,000,000***	***4,000***	NA	ND	ND	ND	ND	ND	NA	ND	ND	ND	ND	NA	ND
Chlorotoluene 4-	***135,500***	***1,000,000***	***3,600***	NA	ND	ND	ND	ND	ND	NA	ND	ND	ND	ND	NA	ND
Dibromochloromethane	7,300	68,000	100	NA	ND	ND	ND	ND	ND	NA	ND	ND	ND	ND	NA	ND
chloropropane 1,2-	NE	NE	NE	NA	ND	ND	ND	ND	ND	NA	ND	ND	ND	ND	NA	ND
(EDB)	7	67	100	NA	ND	ND	ND	ND	ND	NA	ND	ND	ND	ND	NA	ND
Dibromomethane	NE	NE	NE	NA	ND	ND	ND	ND	ND	NA	ND	ND	ND	ND	NA	ND
Dichlorobenzene 1,2-	500,000	1,000,000	3,100	NA	ND	ND	ND	ND	ND	NA	ND	ND	ND	ND	NA	ND
Dichlorobenzene 1,3-	500,000	1,000,000	120,000	NA	ND	ND	ND	ND	ND	NA	ND	ND	ND	ND	NA	ND
Dichlorobenzene 1,4-	26,000	240,000	15,000	NA	ND	ND	ND	ND	ND	NA	ND	ND	ND	ND	NA	ND
Dichloro-2-butene t-1,4	NE	NE	NE	NA	ND	ND	ND	ND	ND	NA	ND	ND	ND	ND	NA	ND
Dichlorodifluoromethane	***500,000***	***1,000,000***	**2,000**	NA	ND	ND	ND	ND	ND	NA	ND	ND	ND	ND	NA	ND
Dichloroethane 1,1-	500,000	1,000,000	14,000	NA	ND	ND	ND	ND	ND	NA	ND	ND	ND	ND	NA	ND
Dichloroethane 1,2-	6,700	63,000	200	NA	ND	ND	ND	ND	ND	NA	ND	ND	ND	ND	NA	ND
Dichloroethylene 1,1-	1,000	9,500	1,400	NA	ND	ND	ND	ND	ND	NA	ND	ND	ND	ND	NA	ND
Dichloroethylene cis-1,2-	500,000	1,000,000	14,000	NA	ND	ND	ND	ND	ND	NA	ND	ND	ND	ND	NA	ND
1,2-	500,000	1,000,000	20,000	NA	ND	ND	ND	ND	ND	NA	ND	ND	ND	ND	NA	ND
Dichloropropane 1,2-	9,000	84,000	1,000	NA	ND	ND	ND	ND	ND	NA	ND	ND	ND	ND	NA	ND
Dichloropropane 1,3-	3,400	32,000	100	NA	ND	ND	ND	ND	ND	NA	ND	ND	ND	ND	NA	ND
Dichloropropane 2,2-	NE	NE	NE	NA	ND	ND	ND	ND	ND	NA	ND	ND	ND	ND	NA	ND
Dichloropropylene 1,1-	NE	NE	NE	NA	ND	ND	ND	ND	ND	NA	ND	ND	ND	ND	NA	ND
1,3-	NE	NE	NE	NA	ND	ND	ND	ND	ND	NA	ND	ND	ND	ND	NA	ND
1,3-	NE	NE	NE	NA	ND	ND	ND	ND	ND	NA	ND	ND	ND	ND	NA	ND
Ethyl Benzene	500,000	1,000,000	10,100	NA	ND	ND	ND	ND	ND	NA	ND	ND	ND	ND	NA	ND
Hexachlorobutadiene	***800***	***7,400***	***299,000***	NA	ND	ND	ND	ND	ND	NA	ND	ND	ND	ND	NA	ND
Isopropylbenzene	***500,000***	***1,000,000***	***18,000***	NA	ND	ND	ND	ND	ND	NA	ND	ND	ND	ND	NA	ND
Isopropyltoluene p-	***500,000***	***1,000,000***	***18,600***	NA	ND	ND	ND	ND	ND	NA	ND	ND	ND	ND	NA	ND
Methylene chloride	82,000	760,000	1,000	NA	ND	ND	ND	ND	ND	NA	ND	ND	ND	ND	NA	ND
Methyl butyl ketone	NE	NE	NE	NA	ND	ND	ND	ND	ND	NA	ND	ND	ND	ND	NA	ND
Methyl ethyl ketone	500,000	1,000,000	80,000	NA	ND	ND	ND	ND	ND	NA	ND	ND	ND	ND	NA	ND
(MTBE)	500,000	1,000,000	20,000	NA	ND	ND	ND	ND	ND	NA	ND	ND	ND	ND	NA	ND
MIBK	500,000	1,000,000	14,000	NA	ND	ND	ND	ND	ND	NA	ND	ND	ND	ND	NA	ND
Naphthalene	1,000,000	2,500,000	56,000	NA	ND	ND	ND	ND	ND	NA	ND	ND	ND	ND	NA	ND
Propylbenzene n-	***500,000***	***1,000,000***	***14,000***	NA	ND	ND	ND	ND	ND	NA	ND	ND	ND	ND	NA	ND
Styrene	500,000	1,000,000	20,000	NA	ND	ND	ND	ND	ND	NA	ND	ND	ND	ND	NA	ND
1,1,1,2-	24,000	220,000	200	NA	ND	ND	ND	ND	ND	NA	ND	ND	ND	ND	NA	ND
1,1,2,2-	3,100	29,000	100	NA	ND	ND	ND	ND	ND	NA	ND	ND	ND	ND	NA	ND
Tetrachloroethylene	12,000	110,000	1,000	NA	ND	ND	ND	ND	ND	NA	ND	ND	ND	ND	NA	ND
Tetrahydrofuran	NE	NE	NE	NA	ND	ND	ND	ND	ND	NA	ND	ND	ND	ND	NA	ND
Toluene	500,000	1,000,000	67,000	NA	ND	ND	ND	ND	ND	NA	ND	ND	ND	ND	NA	ND
Trichlorobenzene 1,2,3-	NE	NE	NE	NA	ND	ND	ND	ND	ND	NA	ND	ND	ND	ND	NA	ND
Trichlorobenzene 1,2,4-	***116,200***	***1,000,000***	***2,400***	NA	ND	ND	ND	ND	ND	NA	ND	ND	ND	ND	NA	ND
Trichloroethane 1,1,1-	500,000	1,000,000	40,000	NA	ND	ND	ND	ND	ND	NA	ND	ND	ND	ND	NA	ND
Trichloroethane 1,1,2-	11,000	100,000	1,000	NA	ND	ND	ND	ND	ND	NA	ND	ND	ND	ND	NA	ND
Trichloroethylene	56,000	520,000	1,000	NA	ND	22	15	ND	ND	NA	ND	ND	ND	ND	NA	ND
Trichlorofluoromethane	***500,000***	***1,000,000***	***35,000***	NA	ND	ND	ND	ND	ND	NA	ND	ND	ND	ND	NA	ND
Trichloropropane 1,2,3-	NE	NE	NE	NA	ND	ND	ND	ND	ND	NA	ND	ND	ND	ND	NA	ND
Trichlorotrifluoroethane	NE	NE	NE	NA	ND	ND	ND	ND	ND	NA	ND	ND	ND	ND	NA	ND
Trimethylbenzene 1,2,4-	***500,000***	***1,000,000***	***2,400***	NA	ND	ND	ND	ND	ND	NA	ND	ND	ND	ND	NA	ND
Trimethylbenzene 1,3,5-	***500,000***	***1,000,000***	***1,900***	NA	ND	ND	ND	ND	ND	NA	ND	ND	ND	ND	NA	ND
Vinyl chloride	320	3,000	400	NA	ND	ND	ND	ND	ND	NA	ND	ND	ND	ND	NA	ND
Xylene p/m	500,000	1,000,000	19,500	NA	ND	ND	ND	ND	ND	NA	ND	ND	ND	ND	NA	ND
Xylene o-				NA	ND	ND	ND	ND	ND	NA	ND	ND	ND	ND	NA	ND
Polychlorinated Biphenyls (PCBs)																
PCBs(mg/kg)	1	10		ND	ND	ND	ND	ND	ND	NA	ND	ND	ND	NA	NA	NA
Cyanide																
Cyanide, Total (mg/kg)	1,400	41,000		NA	NA	NA	NA	NA	NA	NA	ND	ND	ND	ND	ND	ND
(mg/L)			2	NA	NA	NA	NA	NA	NA	NA	ND	ND	ND	NA	ND	ND

Notes:

PMC GB - RSR Section 22a-133-2c(2)(D) [Polluted Soil in GB Area] was used for PMC compliance (SPLP less that than 10 X GWPC) for select samples.

RDEC - Residential Direct Exposure Criteria

I/C DEC - Industrial/Commercial Direct Exposure Criteria

20,000 - Additional Polluting Substance Criteria (CTDEEP approval required)

mg/kg = milligrams per kilogram or ppm

ug/kg = micrograms per kilogram or ppb

mg/L = milligarms per liter

NA - Not Analyzed, ND- Not Detected, NE Not established

Site Specific Background calculated as 90th percentile after removing outliers

Exceeds Residential DEC

Exceeds Residential & I/C DEC

Exceeds DEC & PMC

Exceeds PMC

Exceeds Background

Table 4-1. Summary of Soil Analytical Data
Former Police Station
New Britain, CT

				Sample ID/Depth (feet)															
				AOC-7 URBAN FILL															
	CTDEEP Criteria			PS-B5	PS-B13	PS-B13B		PS-B14		PS-B15	PS-B16		PS-B17	PS-MW1		PS-MW2			PS-MW3
Parameter	RDEC	I/C DEC	GB PMC	(0-4')	(0-4')	(4-8')	(4-8') DUP	(0-4')	(0-4') (DUP)	(0-4')	(0-4')	(8-9')	(0-4')	(0-4')	(0-4') (DUP)	(0-4')	(0-4') (DUP)	(15-17')	(0-4')
Sample Date				3/9/2015	3/9/2015	3/9/2015	3/9/2015	3/9/2015	3/9/2015	3/9/2015	3/9/2015	3/9/2015	3/9/2015	3/25/2015	3/25/2015	3/25/2015	3/25/2015	3/25/2015	3/24/2015
Metals (Total Analysis) (mg/kg)																			
Arsenic	10	10		NA	1.8	ND	ND	1.9	2.2	ND	1.8	1.4	3.7	ND	NA	ND	1.4	ND	ND
Barium	4,700	140,000		NA	202	49	72	81	88	18	61	72	155	62	NA	120	167	93	22
Cadmium	34	1,000		NA	ND	ND	ND	ND	ND	ND	ND	ND	ND	ND	NA	ND	ND	ND	ND
Chromium	100	100		NA	6.9	16.2	11.1	12.7	13.8	2.2	8.2	10.5	10.2	12.2	NA	7.7	11.1	14.5	8.5
Lead	400	1,000		NA	70.4	23.2	7.3	31.3	22.3	5.8	48.8	8.4	237	11.5	NA		60.8	8.3	23.7
Mercury	20	610		NA	0.57	0.04	ND	0.04	0.03	ND	0.03	ND	0.53	ND	NA	0.04	0.05	ND	0.03
Selenium	340	10,000		NA	ND	ND	ND	ND	ND	ND	ND	ND	ND	ND	NA	ND	ND	ND	ND
Silver	340	10,000		NA	ND	ND	ND	ND	ND	ND	ND	ND	ND	ND	NA	ND	ND	ND	ND
Copper	2,500	76,000		NA	45.3	68.5	7.3	75.5	48.1	43.5	43.2	26.6	94.6	32.3	NA	56.7	62	26.4	8.7
Nickel	1,400	7,500		NA	6.8	18.8	11.6	18.5	20.6	12.7	13.6	15.4	14.8	18.9	NA	17.2	18.6	23.6	7.7
Zinc	20,000	610,000		NA	118	151	146	71.8	60.7	27.2	43.5	24.9	139	32.6	NA	87.2	106	34.6	27.6
Metals (SPLP Analysis) (mg/L)																			
Arsenic			0.50	NA	ND	ND	ND	ND	ND	ND	ND	ND	ND	ND	NA	ND	ND	ND	ND
Barium			10.00	NA	0.4	0.3	0.4	.3	0.3	0.2	0.2	0.1	0.3	0.3	NA	ND	ND	ND	0.2
Cadmium			0.05	NA	ND	ND	ND	ND	ND	ND	ND	ND	ND	ND	NA	ND	ND	ND	ND
Chromium			0.5	NA	ND	ND	ND	ND	ND	ND	ND	ND	ND	ND	NA	ND	ND	ND	ND
Lead			0.15	NA	ND	ND	ND	ND	ND	ND	ND	ND	ND	ND	NA	0.013	ND	ND	ND
Mercury			0.02	NA	ND	ND	ND	ND	ND	ND	ND	ND	ND	ND	NA	ND	ND	ND	ND
Selenium			0.5	NA	ND	ND	ND	ND	ND	ND	ND	ND	ND	ND	NA	ND	ND	ND	ND
Silver			0.36	NA	ND	ND	ND	ND	ND	ND	ND	ND	ND	ND	NA	ND	ND	ND	ND
Copper			13	NA	ND	0.01	0.02	0.02	0.01	0.01	ND	0.01	ND	0.01	NA	0.01	ND	ND	ND
Nickel			1	NA	ND	ND	ND	ND	ND	ND	ND	ND	ND	ND	NA	ND	ND	ND	ND
Zinc			50	NA	0.1	0.41	0.53	0.3	0.35	0.28	ND	ND	0.11	0.17	NA	ND	ND	ND	0.07
CT Extractable Total Petroleum Hydrocarbons (ETPH)																			
ETPH, total (mg/kg)	500	2,500	2500	ND	ND	ND	ND	ND	ND	ND	83	ND	ND	ND	NA	216	265	ND	ND
CT Extractable Total Petroleum Hydrocarbons (SPLP-ETPH)																			
ETPH, SPLP (mg/L)	NE	NE	2.5	NA	NA	NA	NA	NA	NA	NA	NA	NA	NA	NA	NA	NA	NA	NA	NA
PAHs (Total) (µg/kg)																			
Acenaphthene	***1,000,000***	***2,500,000***	***30,000***	ND	ND	ND	ND	51	52	ND	156	ND	117	ND	NA	435	572	ND	ND
Acenaphthylene	1,000,000	2,500,000	84,000	ND	ND	ND	ND	ND	ND	ND	153	ND	66	ND	NA	125	372	ND	ND
Anthracene	1,000,000	2,500,000	400,000	ND	1840	ND	ND	163	206	ND	555	ND	339	ND	NA	1130	1890	ND	ND
Benzo(a)anthracene	1,000	7,800	1,000	ND	3750	ND	ND	303	256	ND	1340	ND	562	90	NA	2200	4530	ND	115
Benzo(a)pyrene	1,000	1,000	1,000	ND	3860	ND	ND	306	249	ND	1560	ND	675	83	NA	2340	4130	ND	102
Benzo(b)fluoranthene	1,000	7,800	1,000	57	5090	ND	ND	434	356	ND	2300	ND	940	96	NA	2990	4340	ND	175
Benzo(g,h,i)Perylene	***1,000,000***	***2,500,000***	***29,600***	ND	3800	ND	ND	345	263	ND	1920	ND	817	ND	NA	2260	3290	ND	106
Benzo(k)fluoranthene	8,400	78,000	1,000	ND	2700	ND	ND	167	175	ND	846	ND	383	52	NA	1280	2290	ND	64
Carbazole	***3,300***	***286,000***	***10,600***	ND	ND	ND	ND	ND	ND	ND	183	ND	180	ND	NA	505	852	ND	ND
Chloronaphthalene 2-	***500,000***	***1,000,000***	***18,000***	ND	ND	ND	ND	ND	ND	ND	ND	ND	ND	ND	NA	ND	ND	ND	ND
Chrysene	***84,000***	***780,000***	***9,400***	85	8510	ND	ND	660	613	ND	2650	ND	1390	122	NA	3060	5470	ND	162
Dibenzo(a,h)Anthracene	***1,000***	***1,000***	***1,000***	ND	ND	ND	ND	ND	ND	ND	521	ND	177	ND	NA	571	782	ND	ND
Fluoranthene	1,000,000	2,500,000	56,000	114	13900	ND	ND	1120	965	ND	5230	ND	2110	212	NA	5830	10600	ND	315
Fluorene	1,000,000	2,500,000	56,000	ND	ND	ND	ND	55	66	ND	130	ND	98	ND	NA	515	679	ND	ND
Indeno(1,2,3-cd)Pyrene	***1,000***	***7,800***	***3,000***	ND	3180	ND	ND	262	196	ND	1620	ND	580	64	NA	1920	3250	ND	81
Methylnaphthalene 2-	***271,000***	***1,000,000***	***5,500***	ND	ND	ND	ND	ND	ND	ND	ND	ND	ND	ND	NA	ND	160	ND	ND
Naphthalene	1,000,000	2,500,000	56,000	ND	ND	ND	ND	ND	ND	ND	ND	ND	ND	ND	NA	169	401	ND	ND
Phenanthrene	1,000,000	2,500,000	40,000	52	7730	ND	ND	730	865	ND	1680	ND	1540	99	NA	4720	6440	ND	162
Pyrene	1,000,000	2,500,000	40,000	100	12100	ND	ND	941	752	ND	4370	ND	1730	179	NA	4840	8340	ND	263
PAHs (SPLP) (µg/L)																			
Acenaphthene			***4,200***	NA	not	NA	NA	NA	NA	NA	ND	NA	NA	NA	NA	ND	ND	NA	NA
Acenaphthylene			4,200	NA	enough	NA	NA	NA	NA	NA	ND	NA	NA	NA	NA	1.1	ND	NA	NA
Anthracene			20,000	NA	material	NA	NA	NA	NA	NA	ND	NA	NA	NA	NA	ND	ND	NA	NA
Benzo(a)anthracene			0.6	NA	need to	NA	NA	NA	NA	NA	ND	NA	NA	NA	NA	0.12	ND	NA	NA
Benzo(a)pyrene			2	NA	resample	NA	NA	NA	NA	NA	ND	NA	NA	NA	NA	ND	ND	NA	NA
Benzo(b)fluoranthene			0.8	NA	for SPLP	NA	NA	NA	NA	NA	ND	NA	NA	NA	NA	ND	ND	NA	NA
Benzo(g,h,i)Perylene			***4.8***	NA		NA	NA	NA	NA	NA	ND	NA	NA	NA	NA	ND	ND	NA	NA
Benzo(k)fluoranthene			5	NA		NA	NA	NA	NA	NA	ND	NA	NA	NA	NA	ND	ND	NA	NA
Carbazole			***50***	NA		NA	NA	NA	NA	NA	ND	NA	NA	NA	NA	1	ND	NA	NA
Chloronaphthalene 2-			***5,600***	NA		NA	NA	NA	NA	NA	ND	NA	NA	NA	NA	ND	ND	NA	NA
Chrysene			***11***	NA		NA	NA	NA	NA	NA	ND	NA	NA	NA	NA	ND	ND	NA	NA
Dibenzo(a,h)Anthracene			***2***	NA		NA	NA	NA	NA	NA	ND	NA	NA	NA	NA	ND	ND	NA	NA
Fluoranthene			2,800	NA		NA	NA	NA	NA	NA	ND	NA	NA	NA	NA	ND	ND	NA	NA
Fluorene			2,800	NA		NA	NA	NA	NA	NA	ND	NA	NA	NA	NA	ND	ND	NA	NA
Indeno(1,2,3-cd)Pyrene			***2***	NA		NA	NA	NA	NA	NA	ND	NA	NA	NA	NA	ND	ND	NA	NA
Methylnaphthalene 2-			***280***	NA		NA	NA	NA	NA	NA	ND	NA	NA	NA	NA	ND	ND	NA	NA
Naphthalene			2,800	NA		NA	NA	NA	NA	NA	ND	NA	NA	NA	NA	ND	ND	NA	NA
Phenanthrene			2,000	NA		NA	NA	NA	NA	NA	0.52	NA	NA	NA	NA	2.04	1.34	NA	NA
Pyrene			2,000	NA		NA	NA	NA	NA	NA	ND	NA	NA	NA	NA	ND	ND	NA	NA

Table 4-1. Summary of Soil Analytical Data
Former Police Station
New Britain, CT

				Sample ID/Depth (feet)															
				AOC-7 URBAN FILL															
	CTDEEP Criteria			PS-B5	PS-B13	PS-B13B		PS-B14		PS-B15	PS-B16		PS-B17	PS-MW1		PS-MW2			PS-MW3
Parameter	RDEC	I/C DEC	GB PMC	(0-4')	(0-4')	(4-8')	(4-8') DUP	(0-4')	(0-4') (DUP)	(0-4')	(0-4')	(8-9')	(0-4')	(0-4')	(0-4') (DUP)	(0-4')	(0-4') (DUP)	(15-17')	(0-4')
Volatile Organic Compounds (VOCs) (ug/kg)																			
Acetone	500,000	1,000,000	140,000	ND	NA	ND	ND	ND	ND	NA	NA	NA	NA	ND	NA	NA	NA	NA	ND
Acrylonitrile	1,100	11,000	100	ND	NA	ND	ND	ND	ND	NA	NA	NA	NA	ND	NA	NA	NA	NA	ND
Benzene	21,000	200,000	200	ND	NA	ND	ND	ND	ND	NA	NA	NA	NA	ND	NA	NA	NA	NA	ND
Bromobenzene	NE	NE	NE	ND	NA	ND	ND	ND	ND	NA	NA	NA	NA	ND	NA	NA	NA	NA	ND
Bromochloromethane	NE	NE	NE	ND	NA	ND	ND	ND	ND	NA	NA	NA	NA	ND	NA	NA	NA	NA	ND
Bromodichloromethane	***1,100***	***92,000***	***40***	ND	NA	ND	ND	ND	ND	NA	NA	NA	NA	ND	NA	NA	NA	NA	ND
Bromoform	78,000	720,000	800	ND	NA	ND	ND	ND	ND	NA	NA	NA	NA	ND	NA	NA	NA	NA	ND
Bromomethane	***33,900***	***1,000,000***	***100***	ND	NA	ND	ND	ND	ND	NA	NA	NA	NA	ND	NA	NA	NA	NA	ND
Butylbenzene n-	***500,000***	***1,000,000***	***2,000***	ND	NA	ND	ND	ND	ND	NA	NA	NA	NA	ND	NA	NA	NA	NA	ND
Butylbenzene sec-	***500,000***	***1,000,000***	***2,000***	ND	NA	ND	ND	ND	ND	NA	NA	NA	NA	ND	NA	NA	NA	NA	ND
Butylbenzene tert-	***500,000***	***1,000,000***	***2,000***	ND	NA	ND	ND	ND	ND	NA	NA	NA	NA	ND	NA	NA	NA	NA	ND
Carbon disulfide	***500,000***	***1,000,000***	***30,000***	ND	NA	ND	ND	ND	ND	NA	NA	NA	NA	ND	NA	NA	NA	NA	ND
Carbon tetrachloride	4,700	44,000	1,000	ND	NA	ND	ND	ND	ND	NA	NA	NA	NA	ND	NA	NA	NA	NA	ND
Chlorobenzene	500,000	1,000,000	20,000	ND	NA	ND	ND	ND	ND	NA	NA	NA	NA	ND	NA	NA	NA	NA	ND
Chloroethane	***500,000***	***1,000,000***	***237,000***	ND	NA	ND	ND	ND	ND	NA	NA	NA	NA	ND	NA	NA	NA	NA	ND
Chloroform	100,000	940,000	1,200	ND	NA	ND	ND	ND	ND	NA	NA	NA	NA	ND	NA	NA	NA	NA	ND
Chloromethane	***176,000***	***1,000,000***	***360***	ND	NA	ND	ND	ND	ND	NA	NA	NA	NA	ND	NA	NA	NA	NA	ND
Chlorotoluene 2-	***135,500***	***1,000,000***	***4,000***	ND	NA	ND	ND	ND	ND	NA	NA	NA	NA	ND	NA	NA	NA	NA	ND
Chlorotoluene 4-	***135,500***	***1,000,000***	***3,600***	ND	NA	ND	ND	ND	ND	NA	NA	NA	NA	ND	NA	NA	NA	NA	ND
Dibromochloromethane	7,300	68,000	100	ND	NA	ND	ND	ND	ND	NA	NA	NA	NA	ND	NA	NA	NA	NA	ND
chloropropane 1,2-	NE	NE	NE	ND	NA	ND	ND	ND	ND	NA	NA	NA	NA	ND	NA	NA	NA	NA	ND
(EDB)	7	67	100	ND	NA	ND	ND	ND	ND	NA	NA	NA	NA	ND	NA	NA	NA	NA	ND
Dibromomethane	NE	NE	NE	ND	NA	ND	ND	ND	ND	NA	NA	NA	NA	ND	NA	NA	NA	NA	ND
Dichlorobenzene 1,2-	500,000	1,000,000	3,100	ND	NA	ND	ND	ND	ND	NA	NA	NA	NA	ND	NA	NA	NA	NA	ND
Dichlorobenzene 1,3-	500,000	1,000,000	120,000	ND	NA	ND	ND	ND	ND	NA	NA	NA	NA	ND	NA	NA	NA	NA	ND
Dichlorobenzene 1,4-	26,000	240,000	15,000	ND	NA	ND	ND	ND	ND	NA	NA	NA	NA	ND	NA	NA	NA	NA	ND
Dichloro-2-butene t-1,4	NE	NE	NE	ND	NA	ND	ND	ND	ND	NA	NA	NA	NA	ND	NA	NA	NA	NA	ND
Dichlorodifluoromethane	***500,000***	***1,000,000***	***2,000***	ND	NA	ND	ND	ND	ND	NA	NA	NA	NA	ND	NA	NA	NA	NA	ND
Dichloroethane 1,1-	500,000	1,000,000	14,000	ND	NA	ND	ND	ND	ND	NA	NA	NA	NA	ND	NA	NA	NA	NA	ND
Dichloroethane 1,2-	6,700	63,000	200	ND	NA	ND	ND	ND	ND	NA	NA	NA	NA	ND	NA	NA	NA	NA	ND
Dichloroethylene 1,1-	1,000	9,500	1,400	ND	NA	ND	ND	ND	ND	NA	NA	NA	NA	ND	NA	NA	NA	NA	ND
Dichloroethylene cis-1,2-	500,000	1,000,000	14,000	ND	NA	ND	ND	ND	ND	NA	NA	NA	NA	ND	NA	NA	NA	NA	ND
1,2-	500,000	1,000,000	20,000	ND	NA	ND	ND	ND	ND	NA	NA	NA	NA	ND	NA	NA	NA	NA	ND
Dichloropropane 1,2-	9,000	84,000	1,000	ND	NA	ND	ND	ND	ND	NA	NA	NA	NA	ND	NA	NA	NA	NA	ND
Dichloropropane 1,3-	3,400	32,000	100	ND	NA	ND	ND	ND	ND	NA	NA	NA	NA	ND	NA	NA	NA	NA	ND
Dichloropropane 2,2-	NE	NE	NE	ND	NA	ND	ND	ND	ND	NA	NA	NA	NA	ND	NA	NA	NA	NA	ND
Dichloropropylene 1,1-	NE	NE	NE	ND	NA	ND	ND	ND	ND	NA	NA	NA	NA	ND	NA	NA	NA	NA	ND
1,3-	NE	NE	NE	ND	NA	ND	ND	ND	ND	NA	NA	NA	NA	ND	NA	NA	NA	NA	ND
1,3-	NE	NE	NE	ND	NA	ND	ND	ND	ND	NA	NA	NA	NA	ND	NA	NA	NA	NA	ND
Ethyl Benzene	500,000	1,000,000	10,100	ND	NA	ND	ND	ND	ND	NA	NA	NA	NA	ND	NA	NA	NA	NA	ND
Hexachlorobutadiene	***800***	***7,400***	***299,000***	ND	NA	ND	ND	ND	ND	NA	NA	NA	NA	ND	NA	NA	NA	NA	ND
Isopropylbenzene	***500,000***	***1,000,000***	***18,000***	ND	NA	ND	ND	ND	ND	NA	NA	NA	NA	ND	NA	NA	NA	NA	ND
Isopropyltoluene p-	***500,000***	***1,000,000***	***18,600***	ND	NA	ND	ND	ND	ND	NA	NA	NA	NA	ND	NA	NA	NA	NA	ND
Methylene chloride	82,000	760,000	1,000	ND	NA	ND	ND	ND	ND	NA	NA	NA	NA	ND	NA	NA	NA	NA	ND
Methyl butyl ketone	NE	NE	NE	ND	NA	ND	ND	ND	ND	NA	NA	NA	NA	ND	NA	NA	NA	NA	ND
Methyl ethyl ketone	500,000	1,000,000	80,000	ND	NA	ND	ND	ND	ND	NA	NA	NA	NA	ND	NA	NA	NA	NA	ND
(MTBE)	500,000	1,000,000	20,000	ND	NA	ND	ND	ND	ND	NA	NA	NA	NA	ND	NA	NA	NA	NA	ND
MIBK	500,000	1,000,000	14,000	ND	NA	ND	ND	ND	ND	NA	NA	NA	NA	ND	NA	NA	NA	NA	ND
Naphthalene	1,000,000	2,500,000	56,000	ND	NA	ND	ND	ND	ND	NA	NA	NA	NA	ND	NA	NA	NA	NA	ND
Propylbenzene n-	***500,000***	***1,000,000***	***14,000***	ND	NA	ND	ND	ND	ND	NA	NA	NA	NA	ND	NA	NA	NA	NA	ND
Styrene	500,000	1,000,000	20,000	ND	NA	ND	ND	ND	ND	NA	NA	NA	NA	ND	NA	NA	NA	NA	ND
1,1,1,2-	24,000	220,000	200	ND	NA	ND	ND	ND	ND	NA	NA	NA	NA	ND	NA	NA	NA	NA	ND
1,1,2,2-	3,100	29,000	100	ND	NA	ND	ND	ND	ND	NA	NA	NA	NA	ND	NA	NA	NA	NA	ND
Tetrachloroethylene	12,000	110,000	1,000	ND	NA	ND	ND	ND	ND	NA	NA	NA	NA	ND	NA	NA	NA	NA	ND
Tetrahydrofuran	NE	NE	NE	ND	NA	ND	ND	ND	ND	NA	NA	NA	NA	ND	NA	NA	NA	NA	ND
Toluene	500,000	1,000,000	67,000	ND	NA	ND	ND	ND	ND	NA	NA	NA	NA	ND	NA	NA	NA	NA	ND
Trichlorobenzene 1,2,3-	NE	NE	NE	ND	NA	ND	ND	ND	ND	NA	NA	NA	NA	ND	NA	NA	NA	NA	ND
Trichlorobenzene 1,2,4-	***116,200***	***1,000,000***	***2,400***	ND	NA	ND	ND	ND	ND	NA	NA	NA	NA	ND	NA	NA	NA	NA	ND
Trichloroethane 1,1,1-	500,000	1,000,000	40,000	ND	NA	ND	ND	ND	ND	NA	NA	NA	NA	ND	NA	NA	NA	NA	ND
Trichloroethane 1,1,2-	11,000	100,000	1,000	ND	NA	ND	ND	ND	ND	NA	NA	NA	NA	ND	NA	NA	NA	NA	ND
Trichloroethylene	56,000	520,000	1,000	ND	NA	ND	22	ND	ND	NA	NA	NA	NA	ND	NA	NA	NA	NA	ND
Trichlorofluoromethane	***500,000***	***1,000,000***	***35,000***	ND	NA	ND	ND	ND	ND	NA	NA	NA	NA	ND	NA	NA	NA	NA	ND
Trichloropropane 1,2,3-	NE	NE	NE	ND	NA	ND	ND	ND	ND	NA	NA	NA	NA	ND	NA	NA	NA	NA	ND
Trichlorotrifluoroethane	NE	NE	NE	ND	NA	ND	ND	ND	ND	NA	NA	NA	NA	ND	NA	NA	NA	NA	ND
Trimethylbenzene 1,2,4-	***500,000***	***1,000,000***	***2,400***	ND	NA	ND	ND	ND	ND	NA	NA	NA	NA	ND	NA	NA	NA	NA	ND
Trimethylbenzene 1,3,5-	***500,000***	***1,000,000***	***1,900***	ND	NA	ND	ND	ND	ND	NA	NA	NA	NA	ND	NA	NA	NA	NA	ND
Vinyl chloride	320	3,000	400	ND	NA	ND	ND	ND	ND	NA	NA	NA	NA	ND	NA	NA	NA	NA	ND
Xylene p/m	500,000	1,000,000	19,500	ND	NA	ND	ND	ND	ND	NA	NA	NA	NA	ND	NA	NA	NA	NA	ND
Xylene o-				ND	NA	ND	ND	ND	ND	NA	NA	NA	NA	ND	NA	NA	NA	NA	ND
Polychlorinated Biphenyls (PCBs)																			
PCBs(mg/kg)	1	10		NA	ND	ND	ND	ND	ND	ND	ND	ND	ND	NA	NA	ND	ND	ND	ND
Cyanide																			
Cyanide, Total (mg/kg)	1,400	41,000		NA	NA	NA	NA	ND	ND	NA	NA	NA	NA	ND	ND	NA	NA	NA	NA
(mg/L)			2	NA	NA	NA	NA	ND	ND	NA	NA	NA	NA	NA	ND	NA	NA	NA	NA

Notes:

PMC GB - RSR Section 22a-133-2c(2)(D) [Polluted Soil in GB Area] was used for PMC compliance (SPLP less that than 10 X GWPC) for select samples.

RDEC - Residential Direct Exposure Criteria

I/C DEC - Industrial/Commercial Direct Exposure Criteria

20,000 - Additional Polluting Substance Criteria (CTDEEP approval required)

mg/kg = milligrams per kilogram or ppm

ug/kg = micrograms per kilogram or ppb

mg/L = milligarms per liter

NA - Not Analyzed, ND- Not Detected, NE Not established

Site Specific Background calculated as 90th percentile after removing outliers

Exceeds Residential DEC

Exceeds Residential & I/C DEC

Exceeds DEC & PMC

Exceeds PMC

Exceeds Background

Table 4-2. Summary of Groundwater Analytical Data
Former Police Station
New Britain, CT

				Sample ID/Depth (feet)							
				GROUNDWATER							
				PS-MW1	PS-MW1 DUP	PS-MW2	PS-MW3	PS-MW3	PS-MW4		
Parameter	**RVC**	**I/C VC**	**SWPC**								
Sample Date				**5/5/2015**	**5/5/2015**	**5/4/2015**	**5/4/2015**	**6/2/2015**	**5/4/2015**		
Metals (ug/L)											
Arsenic	NE	NE	4	ND	ND	ND	ND	NA	ND		
Barium	NE	NE	***2,200***	200	200	200	200	NA	200		
Cadmium	NE	NE	6	ND	ND	ND	ND	NA	ND		
Chromium (total)	NE	NE	***110***	ND	ND	ND	ND	NA	ND		
Chromium (trivalent)	NE	NE	1,200	NA	NA	NA	NA	NA	NA		
Chromium (hexavalent)	NE	NE	110	NA	NA	NA	NA	NA	NA		
Copper	NE	NE	48	20	10	20	20	NA	10		
Lead	NE	NE	13	6	5	ND	ND	NA	ND		
Mercury	NE	NE	0.4	ND	ND	ND	ND	NA	ND		
Nickel	NE	NE	880	ND	ND	ND	ND	NA	ND		
Selenium	NE	NE	50	ND	ND	ND	ND	NA	ND		
Silver	NE	NE	12	ND	ND	ND	ND	NA	ND		
Zinc	NE	NE	123	ND	ND	ND	ND	NA	ND		
CT Extractable Total Petroleum Hydrocarbons (ETPH)											
ETPH, total (ug/L)	NE	NE	***250***	ND	ND	ND	ND	NA	ND		
Semi-Volatile Organic Compounds (SVOCs) (ug/L)											
Acenaphthene	NE	NE	***150***	ND	ND	ND	ND	NA	ND		
Acenaphthylene	NE	NE	0.3	ND	ND	ND	ND	NA	ND		
Anthracene	NE	NE	1,100,000	ND	ND	ND	ND	NA	ND		
Benzo(a)anthracene	NE	NE	0.3	ND	ND	ND	ND	NA	ND		
Benzo(a)pyrene	NE	NE	0.3	ND	ND	ND	ND	NA	ND		
Benzo(b)fluoranthene	NE	NE	0.3	ND	ND	ND	ND	NA	ND		
Benzo(g,h,i)Perylene	NE	NE	***148***	ND	ND	ND	ND	NA	ND		
Benzo(k)fluoranthene	NE	NE	0.3	ND	ND	ND	ND	NA	ND		
Carbazole	NE	NE	***53***	ND	ND	ND	ND	NA	ND		
Chloronaphthalene 2-	NE	NE	***90***	ND	ND	ND	ND	NA	ND		
Chrysene	NE	NE	***47***	ND	ND	ND	ND	NA	ND		
Dibenzo(a,h)Anthracene	NE	NE	***1.3***	ND	ND	ND	ND	NA	ND		
Fluoranthene	NE	NE	3,700	ND	ND	ND	ND	NA	ND		
Fluorene	NE	NE	140,000	ND	ND	ND	ND	NA	ND		
Indeno(1,2,3-cd)Pyrene	NE	NE	***14.8***	ND	ND	ND	ND	NA	ND		
Methylnaphthalene 2-	NE	NE	***47***	ND	ND	ND	ND	NA	ND		
Naphthalene	NE	NE	***210***	ND	ND	ND	ND	NA	ND		
Phenanthrene	NE	NE	0.077	ND	ND	ND	ND	NA	ND		
Pyrene	NE	NE	110,000.0	ND	ND	ND	ND	NA	ND		
Volatile Organic Compounds (VOCs) (ug/L)											
Acetone	50000.0	50000.0	NE	ND	ND	ND	NA	ND	ND		
Acrylonitrile	NE	NE	20	ND	ND	ND	NA	ND	ND		
Benzene	215	530	710	ND	ND	ND	NA	ND	ND		
Bromobenzene	NE	NE	NE	ND	ND	ND	NA	ND	ND		
Bromochloromethane	NE	NE	NE	ND	ND	ND	NA	ND	ND		
Bromodichloromethane	***2***	***80***	***1,394***	ND	ND	ND	NA	ND	ND		
Bromoform	920	3800	10,800	ND	ND	ND	NA	ND	ND		
Bromomethane	***32***	***389***	***0.5***	ND	ND	ND	NA	ND	ND		
Butylbenzene n-	***1,295***	***17,780***	***10***	ND	ND	ND	NA	ND	ND		
Butylbenzene sec-	***1,175***	***16,143***	***10***	ND	ND	ND	NA	ND	ND		
Butylbenzene tert-	***1,529***	***20,975***	***10***	ND	ND	ND	NA	ND	ND		
Carbon disulfide	NE	NE	***150***	ND	ND	ND	NA	ND	ND		
Carbon tetrachloride	16	40	132	ND	ND	ND	NA	ND	ND		
Chlorobenzene	1800	6150	420000	ND	ND	ND	NA	ND	ND		
Chloroethane	***11,828***	***28,878***	***10,000***	ND	ND	ND	NA	ND	ND		
Chloroform	287	710	14100	0.6	0.6	ND	NA	0.6	0.6		
Chloromethane	***146***	***1,846***	***10,000***	ND	ND	ND	NA	ND	ND		
Chlorotoluene 2-	***200***	***2,426***	***10,000***	ND	ND	ND	NA	ND	ND		
Chlorotoluene 4-	***178***	***2,158***	***70***	ND	ND	ND	NA	ND	ND		
Dibromochloromethane	NE	NE	1,020	ND	ND	ND	NA	ND	ND		
Dibromo-3-chloropropane 1,2-	NE	NE	NE	ND	ND	ND	NA	ND	ND		
Dibromoethane 1,2- (EDB)	4	16	***64***	ND	ND	ND	NA	ND	ND		
Dibromomethane	NE	NE	NE	ND	ND	ND	NA	ND	ND		
Dichlorobenzene 1,2-	30,500	50,000	170,000	ND	ND	ND	NA	ND	ND		
Dichlorobenzene 1,3-	24,200	50,000	26,000	ND	ND	ND	NA	ND	ND		
Dichlorobenzene 1,4-	50,000	50,000	26,000	ND	ND	ND	NA	ND	ND		
Dichloro-2-butene t-1,4	NE	NE	NE	ND	ND	ND	NA	ND	ND		
Dichlorodifluoromethane	***101***	***1,240***	***10,000***	ND	ND	ND	NA	ND	ND		
Dichloroethane 1,1-	34,600	50,000	**4,100**	ND	ND	ND	NA	ND	ND		
Dichloroethane 1,2-	21	90	2,970	ND	ND	ND	NA	ND	ND		
Dichloroethylene 1,1-	1	6	96	ND	ND	ND	NA	ND	ND		
Dichloroethylene cis-1,2-	***928***	***11,472***	***6,200***	5.8	5.9	5.8	NA	3.4	7.8		
Dichloroethylene trans-1,2-	***536***	***6,673***	***5,600***	ND	ND	ND	NA	ND	ND		
Dichloropropane 1,2-	14	60	***2,195***	ND	ND	ND	NA	ND	ND		
Dichloropropane 1,3-	6	25	34,000	ND	ND	ND	NA	ND	ND		
Dichloropropane 2,2-	NE	NE	NE	ND	ND	ND	NA	ND	ND		
Dichloropropylene 1,1-	NE	NE	NE	ND	ND	ND	NA	ND	ND		
Dichloropropylene cis-1,3-	NE	NE	NE	ND	ND	ND	NA	ND	ND		
Dichloropropylene trans-1,3-	NE	NE	NE	ND	ND	ND	NA	ND	ND		
Ethyl Benzene	50,000	50,000	580,000	ND	ND	ND	NA	ND	ND		
Hexachlorobutadiene	NE	NE	***1,495***	ND	ND	ND	NA	ND	ND		
Isopropylbenzene	***898***	***2,193***	***210***	ND	ND	ND	NA	ND	ND		
Isopropyltoluene p-	***929***	***2,268***	***165***	ND	ND	ND	NA	ND	ND		
Methylene chloride	50,000	50,000	48,000	ND	ND	ND	NA	ND	ND		
Methyl butyl ketone	NE	NE	NE	ND	ND	ND	NA	ND	ND		
Methyl ethyl ketone (MEK)	50,000	50,000	***10,000***	ND	ND	ND	NA	ND	ND		
Methyl tert-butyl ether (MTBE)	50,000	50,000	***10,000***	ND	ND	ND	NA	ND	ND		
Methyl isobutyl ketone (MIBK)	50,000	50,000	***10,000***	ND	ND	ND	NA	ND	ND		
Naphthalene	**259**	**3,099**	**210**	ND	ND	ND	NA	ND	ND		
Propylbenzene n-	***990***	***2,450***	***66.2***	ND	ND	ND	NA	ND	ND		
Styrene	580	2,065	***240***	ND	ND	ND	NA	ND	ND		
Tetrachloroethane 1,1,1,2-	12	50	***850***	ND	ND	ND	NA	ND	ND		
Tetrachloroethane 1,1,2,2-	23	100	110	ND	ND	ND	NA	ND	ND		
Tetrachloroethylene	1,500	3,820	88	ND	ND	ND	NA	5.4	ND		
Tetrahydrofuran	NE	NE	NE	ND	ND	ND	NA	ND	ND		
Toluene	23,500	50,000	4,000,000	ND	ND	ND	NA	ND	ND		
Trichlorobenzene 1,2,3-	NE	NE	NE	ND	ND	ND	NA	ND	ND		
Trichlorobenzene 1,2,4-	***122***	***1,546***	***50***	ND	ND	ND	NA	ND	ND		
Trichloroethane 1,1,1-	20,400	50,000	62,000	ND	ND	ND	NA	ND	ND		
Trichloroethane 1,1,2-	8,000	19,600	1,260	ND	ND	ND	NA	ND	ND		
Trichloroethylene	219	540	2,340	17.5	18.6	10.1	NA	39.4	18.9		
Trichlorofluoromethane	***1,739***	***4,263***	***10,000***	ND	ND	ND	NA	ND	ND		
Trichloropropane 1,2,3-	NE	NE	NE	ND	ND	ND	NA	ND	ND		
Trichlorotrifluoroethane	NE	NE	NE	ND	ND	ND	NA	ND	ND		
Trimethylbenzene 1,2,4-	***122***	***1,485***	***160***	ND	ND	ND	NA	ND	ND		
Trimethylbenzene 1,3,5-	***96***	***1,167***	***260***	ND	ND	ND	NA	ND	ND		
Vinyl chloride	2	2	15,750	ND	ND	ND	NA	ND	ND		
Xylenes	21,300	50,000	***270***	ND	ND	ND	NA	ND	ND		
Polychlorinated Biphenyls (PCBs)											
PCBs (ug/L)	NE	NE	0.5	NA	NA	NA	NA	NA	NA		
Cyanide (ug/L)											
Cyanide	NE	NE	52	ND	ND	ND	ND	NA	ND		

Notes:

GWPC - Groundwater Protection Criteria (RSR Criteria 2013)
Res Vol - Residential Volatilization Criteria for Groundwater (RSR Criteria 2013)
I/C Vol - Industrial/Commercial Volatilization Criteria for Groundwater (RSR Criteria 2013)
SWPC - Surface Water Protection Criteria (RSR Criteria 2013)
2,200 - Additional Polluting Substance Criteria (CTDEEP Approval Required)
ug/L = micrograms per liter or ppb
NA - Not Analyzed, ND- Not Detected, NE Not established

Exceeds Residential Volatilization Criteria
Exceeds Residential & I/C Volatilization Criteria
Exceeds SWPC
Exceeds SWPC and Volatilization Criteria
Exceeds Background

5.0 Updated Conceptual Site Model/Recommendations

This Phase II/III site investigation was conducted to complete CTDEEP site characterization requirements. The Phase II/III was conducted to determine whether a release occurred, to define the extent of the releases and determine if the chemicals are present above CTDEEP criteria.

A summary discussion and updated conceptual site model for all site AOCs follows.

5.1 AOC 1 – Former Pistol Range

5.1.1 Description

The former pistol range consisted of a washdown trench drain, bullet trap and storage room for spent bullets (contained in a drum).

5.1.2 Chemicals of Concern

The COC associated with the former pistol range is lead.

5.1.3 Potential Release Mechanisms/Migration Pathways

Washdown water infiltrating cracks in concrete floor and trench drain. Floor and trench drain appeared to be in good condition.

5.1.4 Investigation Findings

Four soil borings were advanced: two adjacent to the washdown trench drain, one beneath the bullet trap and one adjacent to the spent drum of bullets in the room behind the bullet traps. Low levels of lead were detected in all samples; all concentrations were well below CTDEEP DEC and GB PMC (by SPLP) criteria. Lead concentrations are consistent with other lead concentrations found throughout the site and are likely associated with fill materials used on the site. Lead was not detected in groundwater at downgradient MW-1.

5.1.5 Conceptual Site Model

The conceptual site model was the lead from spent bullets could have leached into shallow soils beneath the concrete slab through cracks. The samples collected from beneath the bullet trap and spent bullet storage area were below background; however, slightly elevated levels above background were detected beneath the upgradient side of the washdown trench drain (PS-B1 (0-2')). The lead concentrations beneath the washdown trench are consistent with lead concentrations found in urban fill at other locations across the site and are likely associated with urban fill rather than a separate release.

Multiple lines of evidence (concrete floor/drain in good condition, field observation/measurements and soil/groundwater analytical data) suggest no chemical releases occurred due to a release from this AOC. However, the removal of the trench drain and floor

will be monitored during demolition to ensure that all potential release pathways have been identified; supplemental sampling will be conducted if required.

5.2 AOC 2 – Underground Storage Tanks

5.2.1 Description

An existing 5,000-gallon heating oil UST was installed in 1990 and is currently in use. An existing 1,000-gallon diesel UST was installed in 1999 and is currently in use.

A former 5,000-gallon heating oil UST in the neighboring area of the existing 5,000-gallon tank existed onsite from 1967-1998. A former 2,000-gallon diesel UST in approximately the same area as the existing diesel tank existed onsite from 1967 to 1999. There was evidence of a release during removal of the 2,000-gallon diesel UST.

5.2.2 Chemicals of Concern

COCs associated with heating oil and diesel are ETPHs, PAHs and VOCs.

5.2.3 Potential Release Mechanisms/Migration Pathways

Overfills and migration via cracks in pavement, piping leaks, tank leaks and subsequent soil infiltration. No evidence of surface spills on pavement was observed.

5.2.4 Investigation Findings

5,000-gallon Heating Oil UST

One boring was advanced to a depth of 24 feet (apparent groundwater table) downgradient from the existing 5,000-gallon heating oil UST. No visual or olfactory evidence of a release was noted in any of the samples. Soil samples collected from PS-B5 (0-4') (fill) and PS-B5 (20-24') (apparent groundwater table) were analyzed for ETPH, PAHs and VOCs.

ETPH was not detected in either sample. Low levels of PAHs were detected above background in PS-B5 (0-4'); the concentrations did not exceed CTDEEP criteria. PAHs were not detected in PS-B5 (20-24'). Low levels of trichloroethylene (TCE) were detected in PS-B5 (20-24'); the concentrations did not exceed CTDEEP criteria. TCE is not a COC of heating oil and represents a separate source (addressed later in text). No TCE was detected in PS-B5 (0-4').

TCE was also detected in all groundwater samples collected on the site, including the upgradient groundwater monitoring well.

1,000-gallon Diesel Oil UST

Elevated PID readings and a petroleum sheen were observed at the bottom of the tank excavation during removal of the 2,000-gallon diesel UST in 1999. A total of 48.70 tons of contaminated soil was excavated and disposed of off-site in August 1999. Confirmatory samples collected from the bottom of the UST grave, below the seasonal high groundwater

table, showed elevated concentrations of Total Petroleum Hydrocarbons (TPH) exceeding CTDEEP criteria. A groundwater monitoring program was initiated. Three groundwater monitoring wells were installed and sampled four times between January 21, 2000 and October 6, 2000. Samples were analyzed for TPH by Method 418.1 and VOCs by EPA Method 8260B. Contaminants were not detected at concentrations above the CTDEEP criteria, however halogenated VOCs (HVOCs) (cis-1,2-dichloroethylene (cis-1,2-DCE), chloroform, TCE, and bromodichloromethane) were consistently detected in samples collected from each groundwater monitoring well at low levels. The origin of the HVOCs was unknown, as they are not COCs associated with diesel oil.

One boring was advanced to a depth of 12 feet (apparent groundwater table) downgradient from the existing 1,000-gallon diesel oil UST. A black, oily material was observed at approximately 10 feet with a petroleum odor and PID reading of 20.6 ppm. No visual or olfactory evidence of a release was noted in the 0-8' depths. Two soil samples were collected, PS-B6 (4-8') taken above the observed contamination and PS-B6 (8-12') to represent the observed contamination within the saturated zone. Both samples were analyzed for ETPH, PAHs and VOCs.

No contaminants were detected in PS-B6 (4-8'). ETPH and PAHs were detected above background in PS-B6 (8-12'); the concentrations did not exceed CTDEEP criteria. n-Butylbenzene and sec-Butylbenzene were detected above background in PS-B6 (8-12'); the concentrations did not exceed CTDEEP criteria.

A groundwater sample collected from PS-MW4 did not show any evidence of hydrocarbon contamination; however, did show low concentrations of chloroform, cis-1,2-DCE and TCE, consistent with past findings of HVOCs in groundwater near the former 2,000-gallon diesel UST. These contaminants are not associated with petroleum hydrocarbons and were found in other groundwater monitoring wells on the site, including the upgradient monitoring well PS-MW2 (cis-1,2-DCE and TCE only).

5.2.5 Conceptual Site Model

5,000-gallon Heating Oil UST

The conceptual site model was the former and/or existing 5,000-gallon diesel oil UST could have leaked, released oil via surface spills and leaks through pavement cracks, or leaked at piping/fittings.

One boring was advanced to a depth of 24 feet (apparent groundwater table) downgradient from the existing 5,000-gallon heating oil UST. No visual or olfactory evidence of a release was noted in any of the samples. No COCs were detected in soils beneath the tank (PS-B5 (20-24')). TCE was detected above background, but beneath CTDEEP criteria in PS-B5 (20-24'); TCE is not a COC of heating oil. TCE was also detected in all groundwater samples collected onsite, including the upgradient monitoring well PS-MW2. The presence of TCE represents a separate source not associated with the heating oil UST.

PAHs were detected above background in PS-B5 (0-4'), the fill above the tank; however, the concentrations did not exceed CTDEEP criteria. The data is representative of fill on the site and is does not indicate a release from the 5,000-gallon heating oil UST.

The collective data indicate a release has not occurred from the existing 5,000-gallon heating oil UST; however, a separate source release of TCE has occurred and is evident in onsite groundwater throughout the site.

Although there does not appear to be a release from the 5,000-gallon UST, further investigation is recommended during removal of the UST. The 5,000-gallon UST will be decommissioned and removed as part of demolition and redevelopment activities for the site. Sampling will be performed during closure of the tank in accordance with CTDEEP requirements, including the collection of soil samples from the underlying native soil at each end of the tank and at the level of the tank bottom from each of the sidewalls (if groundwater is present in the excavation, the sidewall samples will be obtained at the level of the water) for laboratory analysis of ETPH, VOCs and PAH. Soils will also be collected beneath dispensers and beneath product lines in the vicinity of fittings and at twenty foot intervals along the piping where appropriate. This will be incorporated into the plans and specifications for demolition and grading of the site. The specifications will also require removal of contaminated soils, if encountered, to meet CTDEEP RSR criteria.

1,000-gallon Diesel Oil UST

The conceptual site model was that residual contamination remained from a historic release from the 2,000-gallon diesel oil UST remained on site and that the existing 1,000-gallon diesel oil UST (former and present) could have leaked, released oil via surface spills and leaks through pavement cracks, or leaked at piping/fittings.

Visual and olfactory evidence of petroleum product was observed at 10 feet below grade in boring PS-B6 advanced in March 2015. A soil sample collected from saturated soils at the groundwater table (PS-B6 (8-12')) detected ETPH, PAHs (anthracene, 2-methylnaphthalene, phenanthrene) and VOCs (n-butylbenzene and sec-butylbenzene) above background, but below CTDEEP RSR criteria. PS-MW4 groundwater analysis did not detect any petroleum hydrocarbons, however, did detect HVOCs (chloroform, cis-1,2-DCE, and TCE) from a separate source.

The data confirms there was a historic release of diesel in the area of the 1,000-gallon diesel UST, with residual soil contamination remaining, likely associated with the observed release from the previous 2,000-gallon diesel UST.

Further action is recommended. The existing 1,000-gallon diesel UST will be decommissioned and removed as part of demolition and redevelopment activities for the site. Sampling will be performed during closure of the tank in accordance with CTDEEP requirements, including the collection of soil samples from the underlying native soil at each end of the tank and at the level of the tank bottom from each of the sidewalls (if groundwater is present in the excavation, the sidewall samples will be obtained at the level of the water) for laboratory analysis of ETPH, VOCs and PAH. Soils will also be collected beneath dispensers and beneath product lines in the vicinity of fittings and at twenty foot intervals along the

piping where appropriate. This will be incorporated into the plans and specifications for demolition and grading of the site. The demolition specifications will also require removal of contaminated soils to meet CTDEEP RSR criteria.

5.3 AOC 3 – Transformer Vault

5.3.1 Description

A transformer is located in a vault in the northeast corner of the basement. It is owned and maintained by Connecticut Light and Power (CL&P).

5.3.2 Chemicals of Concern

COCs associated with the transformer fluids include ETPH and PCBs.

5.3.3 Potential Release Mechanisms/Migration Pathways

Spills, direct discharge, leaks, migration through concrete floor cracks/joints and subsequently soil infiltration. A construction joint and conduit holes in the floor indicate the location of an older transformer that was replaced with the existing transformer. No significant floor staining or evidence of surface spills was observed and the concrete floor appeared to be in good condition.

5.3.4 Investigation Findings

The vault could not be accessed for sampling during the Phase II/III investigations. CL&P will remove the transformer and associated equipment when the power is shutoff.

5.3.5 Conceptual Site Model

The conceptual site model was that spills, direct discharge, leaks, migration through concrete floor cracks/joints and subsequent soil infiltration could have occurred. Further investigation is recommended to assess whether such a release occurred. A soil sample will be collected from beneath the concrete slab in the area of conduit holes in the floor during demolition of the Police Station building and analyzed for ETPH, PAHs, VOCs and PCBs. Requirements for soil sampling will be incorporated into the building demolition and site remediation plans and specifications being developed for the site for implementation by the selected demolition contractor.

5.4 AOC 4 – Sumps/Drains

5.4.1 Description

<u>Floor Drains</u>

Two floor drains are located in the basement level garage area. Owner representatives stated that no maintenance was conducted in this area and that it was only used for vehicle and evidence storage. Plans show the drains discharge into the municipal sewage system; however

based on the depths of these drains, it appears they may discharge into the stormwater ejector located in the Traffic Maintenance Shop.

Sumps

Three sumps are located in the basement level of the building: two sewage ejector sumps that discharge to the municipal sewer system and one stormwater ejector sump that discharges to the municipal stormwater system.

5.4.2 Chemicals of Concern

Floor Drains

Based on the storage of vehicles, including accident related vehicles and associated fluids (e.g., gasoline, petroleum wastes), the COCs are metals, ETPH, PAHs and VOCs.

Sumps

Based on the storage of vehicles, including accident related vehicles and associated fluids (e.g., gasoline, petroleum wastes) in the basement garage, collection of water from the pistol range washdown (e.g., lead containing bullets) and use of solvents (e.g., VOCs) and mercury/silver in the laboratory/dark room (sinks discharge to sewage sumps), the COCs are metals, ETPH, PAHs and VOCs.

5.4.3 Potential Release Mechanisms/Migration Pathways

Floor Drains

Spills, direct discharge, leaks, migration through concrete floor and sump cracks and subsequently soil infiltration. The drains appeared to be in good condition.

Sumps

Spills, direct discharge, leaks, migration through concrete floor and sump cracks and subsequently soil infiltration. All three sumps were holding liquid during a January 23, 2015 inspection and appeared to be in good condition.

5.4.4 Investigation Findings

Floor Drains

PAHs and low levels of metals were detected in the soils beneath both floor drains. Low concentrations of VOCs were also detected beneath one of the floor drains (PS-B11 (0-2')); however, this sample included visually impacted solid material contained in the bottom of the floor drain. No COCs exceeded CTDEEP criteria.

5.4.5 Conceptual Site Model

Floor Drains

The conceptual site model was that spills, direct discharge, leaks, migration through concrete floor cracks and subsequent soil infiltration could have occurred. ETPH was not detected beneath either floor drain, indicating there was not a release of petroleum product. The PAH detected in PS-B10 are likely associated with fill materials located beneath the slab. Arsenic, barium and cadmium were present in concentrations above background in PS-B10 (0-2'); however, these concentrations are consistent with concentrations in urban fill in other areas of the site. The more elevated PAH and low levels of VOCs detected in PS-B11 (0-2') were likely associated with bottom sludge materials contained in the floor drain being included in the sample. No chemicals were detected in soils above CTDEEP criteria. Soils beneath the floor drain (PS-B11) will be investigated further during demolition of the building to validate whether the detected concentrations were from the floor drain sludge.

Underground piping was inaccessible during the site investigations. The soils beneath and along the stretch of piping that discharges to the ejector sump will be investigated further during demolition of the building. A PID will be used to screen samples in the field with confirmatory samples collected beneath each sump and/or beneath piping depending on field observations, and analyzed for metals, ETPH, PAHs, VOCs and PCBs. Requirements for soil sampling will be incorporated into the building demolition and site remediation plans and specifications being developed for the site for implementation by the selected demolition contractor.

Sumps

The conceptual site model was that spills, direct discharge, leaks, migration through concrete floor cracks and subsequent soil infiltration could have occurred. The sumps were inaccessible to a drill rig and/or manual coring and sampling during the Phase II/III investigations. These areas will be investigated further during demolition of the building, including the soils beneath each of the sumps and along the piping. A PID will be used to screen samples in the field with samples collected beneath each sump and/or beneath piping depending on field observations, and analyzed for metals, ETPH, PAHs, VOCs and PCBs. Requirements for soil sampling will be incorporated into the building demolition and site remediation plans and specifications being developed for the site for implementation by the selected demolition contractor.

5.5 AOC 5 – Generator Room

5.5.1 Description

The generator room is located in the basement. The generator is served by the diesel oil UST located outside the building. No evidence of significant staining or spills was observed during the 2014 inspection; however, the 2001 HRP Phase I report identified used oil storage and petroleum staining present in the room during previous investigations.

5.5.2 Chemicals of Concern

Based on past storage of used oil and historic presence of petroleum staining, the COCs are metals, ETPH, PAHs, VOCs and PCBs.

5.5.3 Potential Release Mechanisms/Migration Pathways

Spills, direct discharge, leaks, migration through concrete floor cracks and subsequent soil infiltration. The concrete floor appeared to be in good condition.

5.5.4 Investigation Findings

There were no cracks or areas of staining to dictate the location of a boring, thus, one soil boring (PS-B12) was advanced in an accessible area of the room. Low concentrations of metals and PAHs were detected with results below background and the CTDEEP criteria. VOCs and PCBs were not detected. ETPH was detected above background.

5.5.5 Conceptual Site Model

The conceptual site model was that spills, direct discharge, leaks, migration through concrete floor cracks and subsequent soil infiltration could have occurred. No chemicals were detected in soils above CTDEEP criteria. The PAH and metals detected are likely associated with fill placed below the concrete slab. The ETPH detected may represent a small petroleum release below the CTDEEP criteria with further investigation needed. The area beneath the floor slab of this room will be investigated further during demolition of the building. A PID will be used to screen samples in the field with samples collected depending on field observations, and analyzed for metals, ETPH, and PAHs. Requirements for soil sampling will be incorporated into the building demolition and site remediation plans and specifications being developed for the site for implementation by the selected demolition contractor.

5.6 AOC 6 – Historic Use (Manufacturing)

5.6.1 Description

Before being redeveloped in the 1960s, the site was occupied by Stanley Rule and Level Company for the manufacture of tools. Historic Sanborn Maps show the northeast portion of the facility was used for pickling and plating, nickel plating and the storage of coal and steel. The western portion of the site consisted of a factory building, tin shop, dry kiln, wood shop and glass blowing.

5.6.2 Chemicals of Concern

Based on historic uses as a manufacturing and plating facility, the COCs are metals, ETPH, PAHs, VOCs, PCBs and cyanide.

5.6.3 Potential Release Mechanisms/Migration Pathways

Spills, direct discharge, leaks, migration through concrete floor cracks and subsequent soil infiltration.

5.6.4 Investigation Findings

The Phase II/III investigation advanced two soil borings (one finished as a monitoring well) in the historic plating area (the monitoring well is also downgradient from the manufacturing operations in the central and eastern portions of the site); two borings within the former tin shop area; and one boring (finished as a monitoring well) downgradient from the historic manufacturing facilities on the western portion of the property (including the tin shop).

Metals were detected in all samples, with concentrations above background in four borings at multiple depths (PS-B13 (0-4'), PS-B13B (4-8'), PW-MW3 (10-12'), PS-B14 (0-4') and PS-B14 (8-12')). Only arsenic exceeded CTDEEP DEC criteria in one location (PS-MW3 (10-12') – located downgradient from, but outside of, the historic manufacturing building footprint on the western portion of the property). Arsenic samples collected at the 0-4' and 20-22' depth at this location were both non-detect. There were no exceedances of GB PMC based on SPLP.

PAHs were detected above background in all four samples collected in the 0-4' range. Concentrations above the CTDEEP DEC criteria were detected at PS-B13 (0-4'). It is possible that this sample contained some asphalt and subbase material, contributing to the elevated concentrations. Also, there was not enough sample to run an SPLP analysis on PS-B13 (0-4') to determine compliance with GB PMC criteria. The PAH concentrations in this shallow material are likely associated with the fill material on the site.

Five PAH samples were collected at depths greater than 0-4'. Of these, only one, PS-B14 (8-12') had PAHs above background; the concentrations were below CTDEEP criteria.

VOCs were non-detect in all but one boring (PS-B13B). TCE was detected in the 4-8' duplicate sample (fill material) and in the 8-12' sample (native soils) at this location. TCE was also detected at low levels in all four groundwater monitoring wells tested on the site and in soils downgradient from the heating oil UST (PS-B5 (20-24') – at the groundwater table). The highest TCE concentrations in groundwater were detected in PS-MW3, which is the most downgradient location from PS-B13B.

PCBs and cyanide were non-detect in all samples tested.

PS-MW1 and PS-MW3, both located downgradient of the historic Stanley Rule manufacturing process, contained low concentrations of VOCs (chloroform, cis-1,2-DCE, and TCE – PS-MW3 also contained tetrachloroethylene (PCE)). Cis-1,2-DCE and TCE were also detected in the upgradient well, indicating it may be associated with an off-site source. However, as described above, the highest concentrations of TCE were found in PS-MW3 and this is the only well with PCE. The groundwater data, combined with the TCE detected in on-site soils upgradient from PS-MW3 indicate a possible separate source of VOC contamination.

PS-MW1, also located downgradient from the Stanley Rule manufacturing facility, and within the historic plating manufacturing area, showed similar VOC contaminants and concentrations as the other wells (however, PCE was not present). There did not appear to be any additional contamination associated with the historic plating process in this area.

5.6.5 Conceptual Site Model

The conceptual site model was that spills, direct discharge, leaks, migration through floor cracks and subsequent soil infiltration from operations at the former Stanley Rule and Level Company could have occurred. The PAH and metal detections are likely associated with fill placed on the site; however, PAHs above background were identified in native soils at one location (PS-B14 (8-12')). Arsenic was detected above DEC criteria in native soils at one location.

TCE was detected in one soil boring (PS-B13B) at depths of 4-8' (fill material) and 8-12' (native soil). It was also detected in soils downgradient from the heating oil UST and in all groundwater samples collected from the site (four groundwater monitoring wells), including the upgradient groundwater monitoring well. The source of the TCE requires further investigation to determine whether there is a potential solvent source upgradient from PS-MW3 and in the area of PS-B13B.

5.7 AOC 7 – Urban Fill

5.7.1 Description

Urban fill was expected onsite based on its long development history within an urban area. This area of the City was redeveloped in the late 1960s as part of the City's Urban Renewal project. When buildings were demolished under this project, most of the materials were used as fill throughout the downtown area of New Britain. Based on the site investigation, fill was encountered to about eight to ten feet below ground surface on most of the site, with deeper depths to 19 feet encountered in the area of PS-MW2.

5.7.2 Chemicals of Concern

COCs associated with urban fill are metals, ETPH, PAHs, and PCBs.

5.7.3 Potential Release Mechanisms/Migration Pathways

Fill placement and limited soil infiltration.

5.7.4 Investigation Findings

Nine soil borings were advanced within and ten soil samples collected from fill for the Phase II/III investigation. Some of these soil borings were installed to investigate other AOCs, such as the historic tin and plating shops (PS-B13, PS-B13B, PS-MW3, PS-B14 and PS-MW1); however, results showed data consistent with other urban fill samples on the site.

Most of the samples exhibited PAHs above background and a few exhibited metals above background. ETPH was detected above background in two samples (excluding duplicates); PS-B16 (0-4') and PS-MW2 (0-4'). These two samples, along with PS-B13 (0-4') also had PAH concentrations above the DEC criteria.

The groundwater table is located within native soils on the site and potential impacts to the groundwater from urban fill would only occur as a result of leaching of contamination

through the soils. Only metals (barium, copper and lead) and VOCs were detected in site groundwater. The metals are likely associated with the high turbidity in the samples during low flow sampling and VOCs are likely associated with historic manufacturing and/or an off-site source. The urban fill does not appear to impact site groundwater.

5.7.5 Conceptual Site Model

The conceptual site model is urban fill, containing chemicals above background, have been placed onsite over the years of construction/building demolition. PAHs above DEC criteria were detected in fill at PS-B13, PS-B16 and PS-MW2, all on different areas of the site. PS-B16 and PS-MW2 were the only two fill samples where ETPH was also detected. PAHs above background were detected at most other boring locations. These detections are consistent with urban fill and given their distribution across the site, would best be addressed by making the soil/fill inaccessible and applying a sitewide Environmental Land Use Restriction (ELUR).

5.7 AOC 8 – Off-site Sources

5.8.1 Description

There were several off-site releases of contaminants identified in the Phase I that could potentially impact the groundwater quality at the site.

5.8.2 Chemicals of Concern

Based on releases identified in the Phase I, COCs are metals, ETPH, PAHs, and VOCs.

5.8.3 Potential Release Mechanisms/Migration Pathways

Infiltration of spills/releases through soils and into groundwater; groundwater migration onto the site.

5.8.4 Investigation Findings

There are six groundwater monitoring wells located on the Site property. Three monitoring wells are located in the loading dock area to the southeast of the building in the vicinity of the 1,000-gallon diesel UST. These were installed during previous investigations to evaluate contaminants in groundwater associated with a release from the former 2,000-gallon diesel tank. Three wells were installed as part of the Phase II/III investigations.

Four of the groundwater monitoring wells (PS-MW1, PW-MW2, PW-MW3 and PS-MW4) were sampled. No evidence of oil product was noted in any of the wells during the groundwater sampling.

No ETPH, PAHs or cyanide were detected in any wells.

Low concentrations of barium and copper were detected in all of the monitoring wells, likely associated with elevated turbidity levels during low flow sampling. Low concentrations of

lead were detected in PS-MW1. In all cases, the concentrations were below the CTDEEP SWPC criteria.

VOCs, cis-1,2-DCE and TCE, were detected above background in all groundwater monitoring wells sampled, including the upgradient monitoring well. Chloroform was detected above background in PS-MW1, PS-MW3 and PS-MW4. In all cases, the concentrations were below the SWPC and VC criteria.

TCE was also discovered in groundwater in low concentrations at 1 Herald Square, located upgradient from the site. Concentrations ranged from 1.4 ug/l to 5.1 ug/l and was discovered in the vicinity of the Hazardous Waste Storage Area and loading docks. Seasonal monitoring was recommended to verify results remained below RSR criteria during all four seasons.

Further investigation of a TCE source in the vicinity of PS-B13B is needed.

5.8.5 Conceptual Site Model

The conceptual site model is that contaminants may have migrated onto the site from off-site releases. Low concentrations of barium, copper, lead and chlorinated solvents (chloroform, cis-1,2-DCE and TCE) were detected in the upgradient groundwater sample (PS-MW1). These same constituents were found in other groundwater monitoring wells on the site. The metals may be associated with high turbidity levels in the groundwater samples. The chlorinated solvents may be associated with an off-site source since they were detected in the upgradient monitoring well. However, low levels of TCE were also detected in a few soil samples on the site, requiring further investigation in the vicinity of PS-B13B for a potential source area for the TCE found in PS-MW3.

5.9 Building Hazardous Materials Survey Results

The results of the Hazardous Building Materials Survey are included in Appendix B.

6.0 Receptor Assessments

6.1 Sensitive Land Uses

According to the CTDEEP Endangered or Threatened Species Map for New Britain, there are no mapped species on the subject property (refer to map in Appendix H).

6.2 Potable Well Receptor Survey

A potable well receptor survey was completed for a 500-foot radius around the site by HRP Associates Inc. in December 2001 (refer to Appendix I). The investigation included:

- Review of the Connecticut Department of Environmental Protection (CT DEP) Public Water Supply Atlas 7.5 minute quadrangle maps (CT DEP, 1982);
- Review of published hydrogeological data (CT DEP, 1975);
- A windshield survey of the site vicinity;
- A search of available water well completion reports at the United State Geological Survey, municipal and regional agencies; and
- Queries of personnel and review of records of local, regional, and state agencies (the New Britain Engineering Department, New Britain Water Department, and New Britain Health Department).

The survey concluded there were no public or private water supply wells within the 500-foot radius of the site.

The 2001 survey was updated as part of the Phase II-III investigation to include:

- The groundwater classification of the survey area is GB;
- The surrounding land use is generally commercial and the zoning at the property and surrounding properties is Central Business District (CBD);
- The survey area is not within an Aquifer Protection area based on review of "*Connecticut Aquifer Protection Areas, Bureau of Water Protection and Land Reuse, February 10, 2015*" (refer to Appendix J);
- Review of the City's water supply sources – all sources are located greater than one mile from the Site;
- Queries with the New Britain Water Department – the Water Department indicated there are no known public or private wells in the Site vicinity;
- Review of Public Health website – there are no Non-Community Water Systems or Transient Non-Community Water Systems in New Britain.

Based on the above review and findings, no water supply wells were identified in the area.

6.3 Significant Environmental Hazard Evaluation

No chemical data has been collected that requires notification under CT General Statute's 22a-6u.

6.4 Scoping Level Ecological Risk Assessment

The site is fully developed with buildings and pavement. There are no sensitive ecology resources located nearby. The nearest surface water body is Willow Brook located about 1 mile south and upgradient of the Site property. Webster Brook is located about 1.25 miles east of the Site property.

As an assessment of ecological risk, groundwater was collected and analyzed. Groundwater discharges in a northeast direction. No SWPC exceedances were detected in groundwater and no ecological impacts to off-site surface waters are anticipated based on the groundwater analytical results and distance to water bodies.

7.0 Remedial Action Plan

7.1 Remediation/Additional Testing During Demolition

The City of New Britain is preparing the site for sale, and would like the ability to offer the property for redevelopment with a mixed business/residential use. The Phase II/III investigations discussed within this report included evaluation of AOCs; however, a few areas could not be sampled within the scope of the investigation and will be incorporated into building demolition/site remediation plans and specifications. These include:

- AOC 1: Pistol Range – Monitor floor/trench removal during demolition to identify any release pathways not addressed by Phase II/III investigation; conduct soil analyses for lead if required.
- AOC 2: 1,000 gallon & 5,000 gallon USTs – The 5,000-gallon UST will be decommissioned and removed as part of demolition and redevelopment activities for the site. Sampling will be performed during closure of the tank in accordance with CTDEEP requirements, including the collection of soil samples from the underlying native soil at each end of the tank and at the level of the tank bottom from each of the sidewalls (if groundwater is present in the excavation, the sidewall samples will be obtained at the level of the water) for laboratory analysis of ETPH, VOCs and PAH. Soils will also be collected beneath dispensers and beneath product lines in the vicinity of fittings and at 20-foot intervals along the piping where appropriate. This will be incorporated into the plans and specifications for demolition and grading of the site. The specifications will also require removal of contaminated soils, if encountered, to meet CTDEEP RSR criteria.
- AOC 3: Transformer Vault – A soil sample will be collected from beneath the concrete slab in the area of conduit holes in the floor during demolition of the Police Station building and analyzed for ETPH, PAHs, VOCs and PCBs. Requirements for soil sampling and excavation of contaminated soils will be incorporated into the building demolition and site remediation plans and specifications being developed for the site for implementation by the selected demolition contractor. If contaminated soils are encountered, the contractor will be required to remove those soils exceeding CTDEEP RSR criteria.
- AOC 4: Sumps/Drains: Floor Drains – Underground piping was inaccessible during the site investigations. The soils beneath and along the stretch of piping that discharges to the ejector sump will be investigated further during demolition of the building. A PID will be used to screen samples in the field with confirmatory samples collected beneath each sump and/or beneath piping depending on field observations, and analyzed for metals, ETPH, PAHs, VOCs and PCBs. Requirements for soil sampling and excavation of contaminated soils will be incorporated into the building demolition and site remediation plans and specifications being developed for the site for implementation by the selected demolition contractor. If contaminated soils are encountered, the contractor will be required to remove those soils exceeding CTDEEP RSR criteria.
- AOC 4: Sumps/Drains: Sumps – The sumps were inaccessible to a drill rig and/or manual coring and sampling during the Phase II/III investigations. These areas will be

investigated further during demolition of the building, including the soils beneath each of the sumps and along the piping. A PID will be used to screen samples in the field with samples collected beneath each sump and/or beneath piping depending on field observations, and analyzed for metals, ETPH, PAHs, VOCs and PCBs. Requirements for soil sampling will be incorporated into the building demolition and site remediation plans and specifications being developed for the site for implementation by the selected demolition contractor. If contaminated soils are encountered, the contractor will be required to remove those soils exceeding CTDEEP RSR criteria.

- AOC 5: Generator Room – The area beneath the floor slab of this room will be investigated further during demolition of the building. A PID will be used to screen samples in the field with samples collected depending on field observations, and analyzed for metals, ETPH, and PAHs. Requirements for soil sampling will be incorporated into the building demolition and site remediation plans and specifications being developed for the site for implementation by the selected demolition contractor.

Additionally, TCE was detected at low levels in the four on-site groundwater monitoring wells sampled during the Phase II/III investigations, with the highest levels in downgradient well PS-MW3. Low levels of TCE were also detected in two soils samples: PS-B13B near the overpass, and PS-B5 near the heating oil UST. All results were below the CTDEEP RSR standards. Further investigation is needed to determine whether there is a potential solvent source upgradient from PS-MW3. This investigation work will be performed after site demolition activities are completed.

7.2 Groundwater Contamination

Low levels of metals and chlorinated solvents below the CTDEEP RSR criteria were detected in all site groundwater monitoring wells. An additional downgradient well is recommended along Columbus Boulevard between MW-1 and MW-3 post development. This well is recommended to better assess site impacts and is not currently possible due to site and utility constraints.

The RSRs specify groundwater monitoring requirements as follows; compliance comments are provided in *italics*:

Groundwater Monitoring (RSR 22a-133k-3(g)(1))

- The effectiveness of any soil remediation to prevent pollution of groundwater by substances from a release area. *No soil remediation identified based on samples collected to date. Additional soil investigation will be performed during demolition and contaminated soils removed as needed.*
- The effectiveness of any measure to render soil environmentally isolated. *Not applicable. All soil samples collected to date comply with GB PMC criteria and nothing is proposed to render the soil environmentally isolated.*
- The effectiveness of any remediation to eliminate or minimize health or safety risks associated with Technical Impracticability. *Not Applicable.*
- Whether a substance in groundwater meets the SWPC and the RVC. *Only one round of groundwater samples has been collected and contaminants met SWPC and RVC*

criteria. Four sampling rounds are required to show SWPC and RVC criteria are met seasonally.

- Whether a groundwater plume in a GB area interferes with any existing use of groundwater for a drinking water supply or with any use of the groundwater, including but not limited to, industrial, agricultural or commercial purpose. *Well water survey conducted and no wells identified within 1000 feet.*

Compliance with Criteria for Groundwater (RSR 22a-133k-3(g)(2))

Analytical results of samples used for determining compliance with an applicable remedial criterion for a substance shall be collected **after**:

- All remedial actions conducted to achieve compliance with pollutant mobility and groundwater criteria for a substance have been concluded, other than natural attenuation of a groundwater plume or the recording of an environmental land use restriction. *No – additional investigation is to be performed during demolition after which time it can be determined whether remedial actions are required to comply with pollutant mobility and groundwater criteria. No remediation is proposed based on the data collected to date.*
- The aquifer is no longer subject to the transient effects on hydraulic head attributable to withdrawal from, or injection to, groundwater for the purpose of remediation, or other effects due to site redevelopment or remediation. *There may be impacts on the aquifer associated with the redevelopment of the site. Groundwater compliance sampling will be performed after redevelopment of the site.*
- Any changes to the geochemistry, induced by remedial actions or monitoring well construction methods, which might influence the concentration of such substance, have stabilized and equilibrium geochemical conditions are established. *Site redevelopment will occur prior to being able to collect four rounds of compliance sampling. Redevelopment activities may influence geochemistry on the site, which could influence groundwater quality, thus compliance monitoring will be performed after redevelopment activities occur.*
- The concentration of such substance at each sampling location that represents the extent and degree of the groundwater plume is not increasing over time, except because of either natural attenuation or seasonal variations. *Only one round of samples has been collected to date. Additional sampling rounds are required to assess whether contaminant concentrations are increasing over time or with seasonal variation.*

The RSRs specify the following for determining compliance with numeric groundwater criteria:

- A minimum of four sampling events shall be performed which reflect seasonal variability on a quarterly basis, provided that all sampling events used to demonstrate compliance were performed within two years prior to the most current sampling event used to demonstrate compliance. *Only one round of sampling was performed. Four rounds are needed to demonstrate compliance with criteria.*

- Compliance with SWPC. *Only one round of sampling was performed. All results were below SWPC, however, four quarters are needed to demonstrate compliance.*
- Compliance with RVC. *Only one round of sampling was performed. All results were below RVC, however, four quarters are needed to demonstrate compliance.*

7.3 Urban Fill

Urban fill found throughout the site revealed PAH concentrations above the CTDEEP RDEC and CDEC criteria in some locations. These were scattered across the site, indicating the variability of concentrations in the urban fill. Under the CTDEEP RSR criteria, since only the DEC criteria are exceeded (e.g., nothing exceeds GB PMC), the polluted urban fill can be made inaccessible and an ELUR applied to eliminate contact with the soils. The ELUR would be submitted to CTDEEP for approval post development and then recorded on the land records. Subordination issues should be considered, as other interests in the property (e.g. easements) require subordination to the ELUR.

Since the site is being sold as a vacant lot, it is unknown how it will be redeveloped (e.g., building layout, paved areas, greenspace). Careful consideration of the contaminant concentrations in the urban fill will need to be incorporated into the final site design with additional sampling where warranted (e.g., proposed greenspaces). The following specifications will need to be met to render soils inaccessible under the CTDEEP RSR:

Buildings and Permanent Structures: Buildings and other permanent structures that prevent human contact with polluted soils may be constructed directly over the polluted soil.

Paved Areas: The surface of pavement must be more than two feet above polluted soils that exceed the CTDEEP DEC criteria, which two feet may include the depth of any materials used as sub-base for the pavement. Pavement must be comprised of a minimum of three inches of bituminous concrete or concrete. In cases where the polluted soil is comprised of polluted fill and such fill only contains semi-volatile substances or petroleum hydrocarbons that are normal constituents of bituminous concrete in exceedance of the DEC criteria and metals do not exceed two times the DEC, then the paved surface may be comprised only of a minimum of three inches of bituminous concrete or concrete (e.g., a two foot separation is not required). This appears to be the case at the former Police Station, however, correspondence with CTDEEP is recommended before implementing this option.

Greenspace and Other Areas Accessible to Surface Soils: Polluted soils that exceed CTDEEP DEC criteria must be located more than four feet below the ground surface in areas where surface soils are accessible for human contact. The Developer will be responsible for either showing that the existing soils beneath proposed greenspace/accessible areas meet the CTDEEP DEC criteria and/or rendering such soils inaccessible through the use of clean fill.

It is recommended that the site developer contract with an LEP to outline a specific RAP and Soil Management Plan that considers the urban fill on the site and proposed site development to comply with the CTDEEP RSR. The RAP/Soil Management Plan would discuss procedures to address currently unknown UST/ soil contamination that may be uncovered during construction.

Appendix A
Hydraulic Conductivity Calculations

Site:	FormerPolice Station
Address:	125 Columbus Blvd., New Britain, CT
Personnel:	Dave Cote, Travis Petersen
Well Name:	PS-MW3
Equipment:	Bailer + Datalogger
Date Tested:	5/27/2015
Bail or Slug:	Bail
Calculations Done:	6/2/2015

Input | Output

H= 10.286 Initial Head Above Probe (Before Pumping)

h_0= 7.014 Lowest/Highest Head Above Probe (Immediately after Pumping)

Time	T from 0 (s)	Head above Probe (h) (ft)	H-h	H-h / H-h0	
19:41:51	0	7.014	3.272	1	
19:41:56	5	7.317	2.969	0.90739609	
19:42:01	10	7.531	2.755	0.84199267	
19:42:06	15	7.737	2.549	0.77903423	
19:42:11	20	7.861	2.425	0.74113692	
19:42:16	25	7.958	2.328	0.71149144	
19:42:21	30	8.047	2.239	0.68429095	
19:42:26	35	8.13	2.156	0.65892421	
19:42:31	40	8.206	2.08	0.63569682	
19:42:36	45	8.275	2.011	0.6146088	
19:42:41	50	8.35	1.936	0.59168704	
19:42:46	55	8.412	1.874	0.57273839	
19:42:51	60	8.474	1.812	0.55378973	
19:42:56	65	8.536	1.75	0.53484108	
19:43:01	70	8.598	1.688	0.51589242	
19:43:06	75	8.654	1.632	0.49877751	
19:43:11	80	8.709	1.577	0.48196822	
19:43:16	85	8.757	1.529	0.46729829	
19:43:21	90	8.812	1.474	0.450489	
19:43:26	95	8.86	1.426	0.43581907	
19:43:31	100	8.902	1.384	0.42298289	
19:43:36	105	8.943	1.343	0.41045232	
19:43:41	110	8.984	1.302	0.39792176	
19:43:46	115	9.019	1.267	0.38722494	
19:43:51	120	9.053	1.233	0.37683374	
19:43:56	125	9.088	1.198	0.36613692	T_0=
19:44:01	130	9.129	1.157	0.35360636	
19:44:06	135	9.163	1.123	0.34321516	
19:44:11	140	9.198	1.088	0.33251834	
19:44:16	145	9.239	1.047	0.31998778	
19:44:21	150	9.274	1.012	0.30929095	
19:44:26	155	9.308	0.978	0.29889976	
19:44:31	160	9.336	0.95	0.2903423	
19:44:36	165	9.363	0.923	0.28209046	
19:44:41	170	9.384	0.902	0.27567237	
19:44:46	175	9.411	0.875	0.26742054	
19:44:51	180	9.432	0.854	0.26100244	
19:44:56	185	9.46	0.826	0.25244499	
19:45:01	190	9.487	0.799	0.24419315	
19:45:06	195	9.508	0.778	0.23777506	
19:45:11	200	9.529	0.757	0.23135697	
19:45:16	205	9.549	0.737	0.2252445	
19:45:21	210	9.577	0.709	0.21668704	
19:45:26	215	9.591	0.695	0.21240831	
19:45:31	220	9.618	0.668	0.20415648	
19:45:36	225	9.639	0.647	0.19773839	

Use Data only between ~.25 - .15 for H-h/H-h0

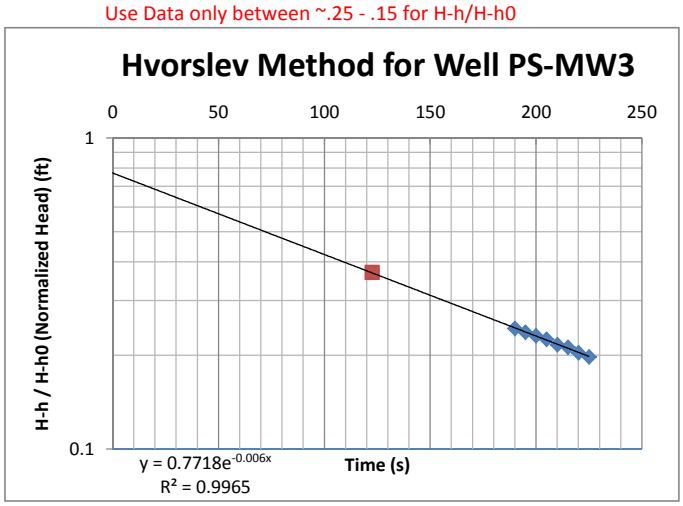

solve for T_0, y= 0.37

y = 0.7718e^(-0.006T_0)

LN(.37/0.7718) / -0.006

T_0= 122.5371

$$K = \frac{r^2 \ln(\frac{L}{R})}{2LT_0}$$

L(ft)=	11	Length of Screen
T_0(s)=	122.5371	Time lag of rise/fall to 37% of original hydraulic head
r (in) =	1	radius of casing
R(in) =	1	radius of screen
L/R=	132	Must be > 8
r(ft)=	0.083333	
R(ft)=	0.083333	

K(ft/s)=	1.26E-05
K(ft/day)=	1.086751

Appendix B
Hazardous Building Materials Survey

OSPREY ENVIRONMENTAL ENGINEERING, LLC
146 East Main Street Clinton, CT 06413
Phone: 860.669.8651 Fax: 860.664.3751

Mr. Gerald Clark, Principal
CMG Environmental, Inc.
67 Hall Road
Sturbridge, MA, 05166

17 June 2015

Re: Asbestos Predemolition Survey, Former New Britain Police Building, 125 Columbus Boulevard, New Britain, CT

Robert Grabarek of Osprey, a Connecticut Licensed Asbestos Inspector, conducted a predemolition asbestos survey for the above referenced facility during April through June 2015. The survey was conducted to identify all asbestos containing materials prior to demolition. The asbestos survey included the collection of samples of all suspect asbestos containing materials in accordance with State and Federal sampling requirements. Samples were submitted to EMSL, Inc., an NVLAP/AIHA accredited laboratory and were analyzed by polarized light microscopy to determine whether the materials met the definition of asbestos containing materials (>1% asbestos). A summary table of findings and plans indicating sampling locations and asbestos containing materials (ACMs) are appended.

A minimum of three samples was taken for each of 78 suspected asbestos containing materials. Of these, twenty were asbestos containing materials and fell into the following categories:

Asbestos Containing Materials	**Location**	**Quantity**
Floor tile and mastic	All floors	32,000 s.f.
Sink base insulation	All floors	10
Plaster skim coat	Auditorium walls and ceiling	4500 s.f.
Plaster skim coat	Exterior soffits	4600 s.f.
Wood panel mastic	Court rooms and fixtures, office paneling	4000 s.f.
Chalk board mastic	Training room	200 s.f.
Window glazing black	Exterior windows	All
Expansion joint black	Sidewalk joints and ground contact footing/slab joints	Unknown
Column and floor beam insulation and adjoining surfaces (overspray)	Spray-on and plaster insulation	Unknown
Thermal system insulation fitting mud	Pipe joints and appurtenances behind plaster walls, floors, and ceilings and exposed on ceilings and walls	Unknown
Roof penetration and unit flashing	Composite roof areas	500 s.f.

A number of materials were inaccessible at the time of the inspection. These included damp-proofing on exterior subgrade walls, premoulded joint filler materials at slab/wall connections on grade (sidewalk premoulded fillers were asbestos containing materials), brick/concrete and limestone/concrete interface fabric flashing, and column and beams spray-on insulation and preformed plaster materials. These should be exposed prior to demolition to determine the extent of materials present in order to properly determine the methods of removal and will require excavation at locations around exterior foundation walls, and extensive removal of plaster to reveal column and beam insulation, piping routes to determine insulation locations, and brick and limestone exterior features to reveal flashing materials incorporated in various locations. Consideration may be given to conducting this work prior to bidding the demolition project, or it may be done concurrently, however if it is the latter, the quantities of ACMs and the associated costs will not be clearly defined. Some interior walls installed after the initial construction of the building may have been built over ACM floor tile/mastic and the walls will have to be removed prior to abating the asbestos in those locations.

In addition to the asbestos samples, selected materials were sampled to assess the presence/absence of lead and PCBs. The results of the analyses indicated lead was not present in the interior paint chips sampled. PCBs were present in the paint and ranged from none detected at the analytical threshold up to 15.43 mg/kg. Caulks had PCB concentrations ranging from none detected up to 22 mg/kg. Based on the information available, it does not appear that this will make demolition a PCB remediation project. PCBs were not present above the analytical threshold in the elevator hydraulic fluid so this will also simplify demolition of the elevators.

Should you have any questions regarding the above, please contact me.

Sincerely,

Osprey Environmental Engineering, LLC.

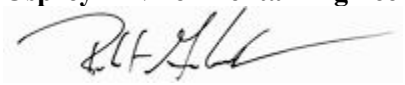

Robert Grabarek, P.E., L.S., LEP
President

OSPREY ENVIRONMENTAL ENGINEERING 146 EAST MAIN STREET, CLINTON CT 06413 860 669 8651

Asbestos Survey Former New Britain Police Station 5/15/2015

NOTES: STOP POSITIVE, IF JOINT COMPOUND IS POSITIVE, TEST COMBINED SHEETROCK/COMPOUND

SAMPLE ID		ITEM	Floor	Notes:	Comments	% ACM	TYPE
1	A-C	Floor tile 9” brown w/ black streaks	1			8	CHR
2	A-C	mastic black under #1	1			6	CHR
3	A-C	Ceiling tile 2x2 wormwood	1			ND	
4	A-E	Spray on insulation	1	On beams		35	CHR
5	A-C	Paiint blue on masonry	1			ND	
6	A-C	Base cove black w/ mastic tan	1			ND	
7	A-C	Wallboard dot pattern	1			ND	
8	A-C	Rug mastic brown	1			2	CHR
9	A-C	Pipe insulation brown	1			ND	
10	A-C	Terazzo flooring	1			ND	
11	A-C	Pipe Insulation grey	1			ND	
12	A-C	Wall grout grey	1	Bathrooms		<1	CHR
13	A-C	Floor grout grey	1	Bathrooms		ND	
14	A-C	Floor tile 9' green w/ mastic black	1		Mastic 5% CHR	3	CHR
15	A-C	Rug tile 12” self adhesive	1			ND	
16	A-C	Floor tile 12” white self adhesive	1			ND	
17	A-C	Floor tile 12” brown stone	1			ND	
18	A-C	Ceiling tile 2x4 woormwood	1	Suspended ceilings		ND	
19	A-C	Elevated floor tile brown	1			ND	
20	A-C	Elevated floor frame base mastic	1			ND	
21	A-G	Plaster white w/ grey base coat	all			ND	
22	A-C	Rug mastic brown	1-3			ND	
23	A-C	Stair runner tan	all			ND	
24	A-C	Window caulk black inside	all			ND	
25	A-C	Rug mastic yellow	1			ND	

OSPREY ENVIRONMENTAL ENGINEERING 146 EAST MAIN STREET, CLINTON CT 06413 860 669 8651

Asbestos Survey Former New Britain Police Station 5/15/2015

NOTES:		STOP POSITIVE, IF JOINT COMPOUND IS POSITIVE, TEST COMBINED SHEETROCK/COMPOUND					
SAMPLE ID		ITEM	Floor	Notes:	Comments	**% ACM**	**TYPE**
26	A-C	Pipe Insulation fitting white	all			10	CHR
27	A-C	Pipe Insulation lagging white	all			ND	
28	A-C	Sink undercoating grey	1			9	CHR
29	A-C	Formica black	1	counter photo room		ND	
30	A-C	Formica white	1	counter photo room		ND	
31	A-C	Wall carpet mastic brown	1	Hall		ND	
32	A-C	Glue daub brown	all	behind chalkboards		4	CHR
33	A-C	Floor tile blue w/ mastic brown	2		Mastic <1% CHR	ND	
34	A-C	Stair tread linoleum bronw	all			ND	
35	A-C	Wall grout grey	2			ND	
36	A-C	Floor grout grey	2			ND	
37	A-C	Brick mastic brown	all			ND	
38	A-C	Plaster	2	auditorium	Base coat ND	4	CHR
39	A-C	Foamglas panels w/ white spray	2	auditorium		ND	
40	A-C	Foamglas panel glue daubs brown	2	auditorium		ND	
41	A-C	Formica blue	2			ND	
42	A-C	Base cove grey w/ mastic brown	2			ND	
43	A-C	Base cove brown w/ mastic brown	2			ND	
44	A-C	Mastic light brown on wood wall panels	2&3			2	CHR
45	A-C	Carpet mastic brown	2&3			ND	
46	A-C	Floor tile 12” brown w/ mastic brown	2		Mastic negative	2	CHR
47	A-C	Wood panel mastic brown				ND	
48	A-C	Flex duct black				ND	
49	A-C	Floor tile green 12” w/ mastic black	B		Mastic 3% CHR	5	CHR
50	A-C					ND	

OSPREY ENVIRONMENTAL ENGINEERING 146 EAST MAIN STREET, CLINTON CT 06413 860 669 8651

Asbestos Survey Former New Britain Police Station 5/15/2015

NOTES: STOP POSITIVE, IF JOINT COMPOUND IS POSITIVE, TEST COMBINED SHEETROCK/COMPOUND

SAMPLE ID		ITEM	Floor	Notes:	Comments	% ACM	TYPE
50	A-C	no sample					
51	A-C	Asphalt compression joint	E	sidewalk expansion joint brittle		2	CHR
52	A-C	Caulk grey stone joints	E	pliable		ND	
53	A-C	Caulk black door	E	pliable		ND	
54	A-C	Glazing black window	E	pliable		5	CHR
55	A-C	Caulk door grey	E	pliable		ND	
56	A-C	Glazing black window	E	brittle		4	CHR
57	A-C	Caulk black door	E	pliable		ND	
58	A-C	Caulk black expansion	E	brittle		2	CHR
59	A-C	caulk black/grey	E	pliable		ND	
60	A-C	caulk black/grey	E	pliable		ND	
61	A-C	caulk black/grey brick panel joints	E	Pliable – stiff		ND	

OSPREY ENVIRONMENTAL ENGINEERING 146 EAST MAIN STREET, CLINTON CT 06413 860 669 8651

Asbestos Survey Former New Britain Police Station 5/15/2015

NOTES: STOP POSITIVE, IF JOINT COMPOUND IS POSITIVE, TEST COMBINED SHEETROCK/COMPOUND

SAMPLE ID		ITEM	Floor	Notes:	Comments	% ACM	TYPE
100	A-C	Floor tile 9” green w/ mastic black	B		Mastic 5% CHR	3	CHR
101	A-C	Floor tile 12” brown w/ mastic black			Mastic 5% CHR	4	CHR
102	A-C	Fiberglas in ducts yellow	B			ND	
103	A-C	Flue tube cement grey	B			ND	
104	A-C	Firestop grey	All			ND	
105	A-C	Flex duct black	B			ND	
106	A-C	Plaster white/grey	Ext		Base coat ND	3	CHR
107	A-C	Vent caulk white	R			ND	
108	A-C	Flashing appurtenances black	R			8	CHR
109	A-C	Parapet flashing black	R			ND	
110	A-C	Parapet flashing base black	R			ND	
111	A-C	Roof upper layer black	R			ND	
112	A-C	Roof Middle layer black below brown board	R			ND	
113	A-C	Roof lower base white chalky	R			ND	
114	A-C	New roof membrane/paper over foam	R			ND	
115	A-C	Floor tile 12” brown w/ mastic black	All	stairwells		ND	
116	A-C	Stone roof black	R			ND	
117	A-C	Formica brown	All	Elevators		ND	
118	A-C	Rug mastic brown	All	Elevators		ND	

OSPREY ENVIRONMENTAL ENGINEERING

PCBs Caulk Survey Former New Britain Police Station **5/15/2015**

SAMPLE ID	Description	Floor	PCBs mg/kg
1	Joint filler black in sidewalk	E	3.1
2	Stone block wall caulk white	E	ND
3	Door frame caulk black	E	22
4	Exterior window glazing black	E	1.7
5	Wall stone block caulk grey	E	1.6
6	Window glazing exterior black @ cell block windows	E	ND
7	Window frame caulk grey	E	2.42
8	Caulk black @ brick wall/concrete walk joint	E	ND
9	Caulk grey @ stone planter boxes	E	ND
10	Caulk black @ vent frame edge	E	ND
11	Caulk grey @ brick panel joints	E	ND
NOTE: SAMPLES HAVE MULTIPLE COLORS DUE TO ADHERING LAYERS			

OSPREY ENVIRONMENTAL ENGINEERING

Paint PCB & Lead Survey Former New Britain Police Station **5/15/2015**

SAMPLE ID	Paint Description		Paint Description	Floor	PCBs mg/kg	% Pb
	Surface	**Substrate**	Color			
1	Wall	Masonry	White	1	5.5	ND
2	Wall	Plaster	Blue	1	6.62	ND
3	Wall	Plaster	White	1	7.39	ND
4	Wall	Plaster	White	1	15.5	ND
5	Wall	Plaster	White	1	15.43	ND
6	Wall	Plaster	Light green	1	7.26	ND
7	Wall	Masonry	yellow	1	5.7	ND
8	Wall	Plaster	Tan/Brown	1	9.4	ND
2-1	Wall	Plaster	Purple	2	8.4	ND
	Unit	**Use**	**Equipment**			
Oil	Tank	Hydraulic	Elevators	B	ND	
NOTE: Paint samples may have several colors due to adhering layers						

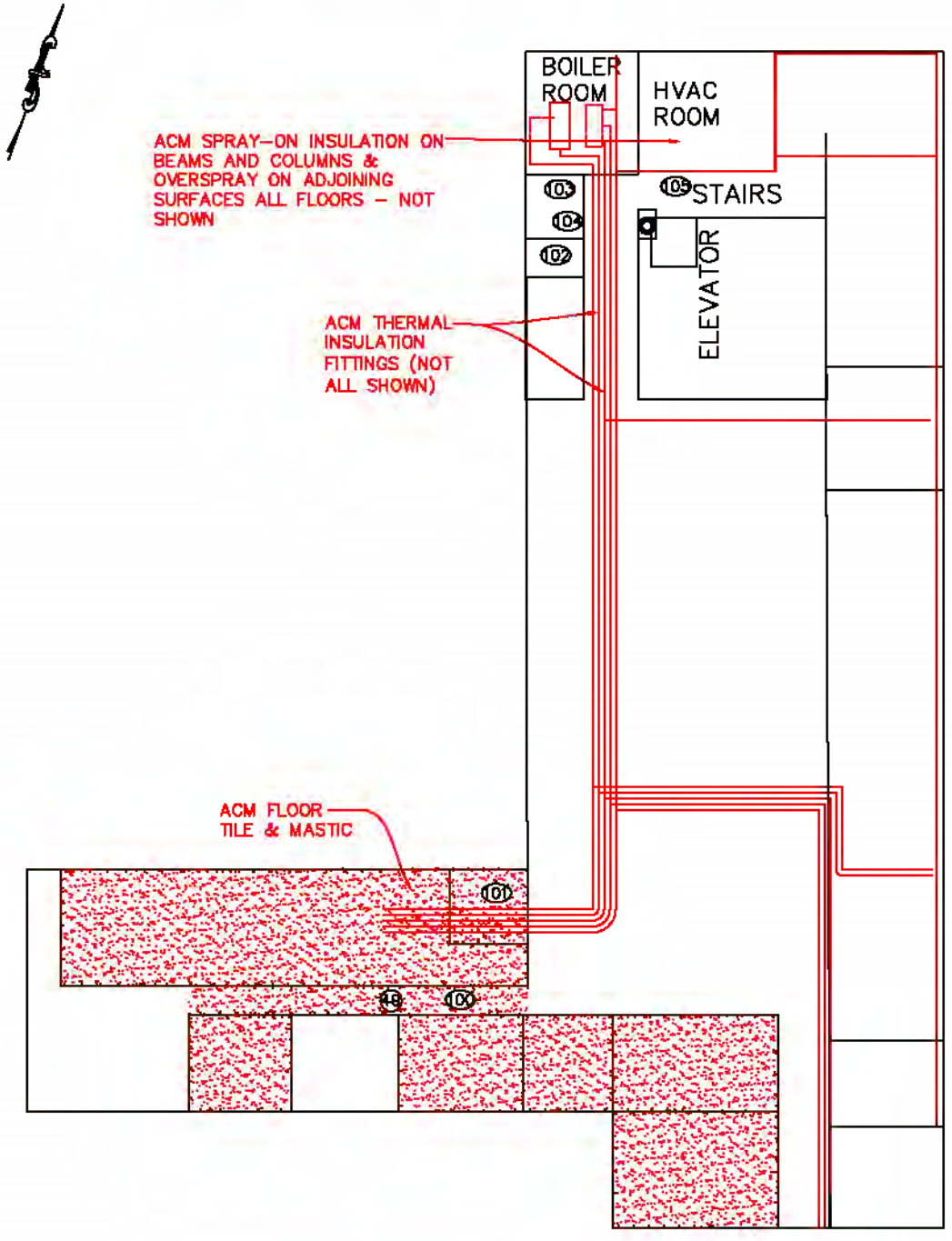

A-0	ASBESTOS INSPECTION BASEMENT FLOOR PLAN NEW BRITAIN POLICE HEADQUARTERS 125 COLUMBUS BOULEVARD, NEW BRITAIN, CT	OSPREY ENVIRONMENTAL ENGINEERING, LLC 146 East Main Street Clinton, CT 06413 Phone (860) 669-8651 Fax (860) 664-3751	DRAWN BY: RJG SCALE: 1"=30' DATE: 06.09.15 REVISIONS:

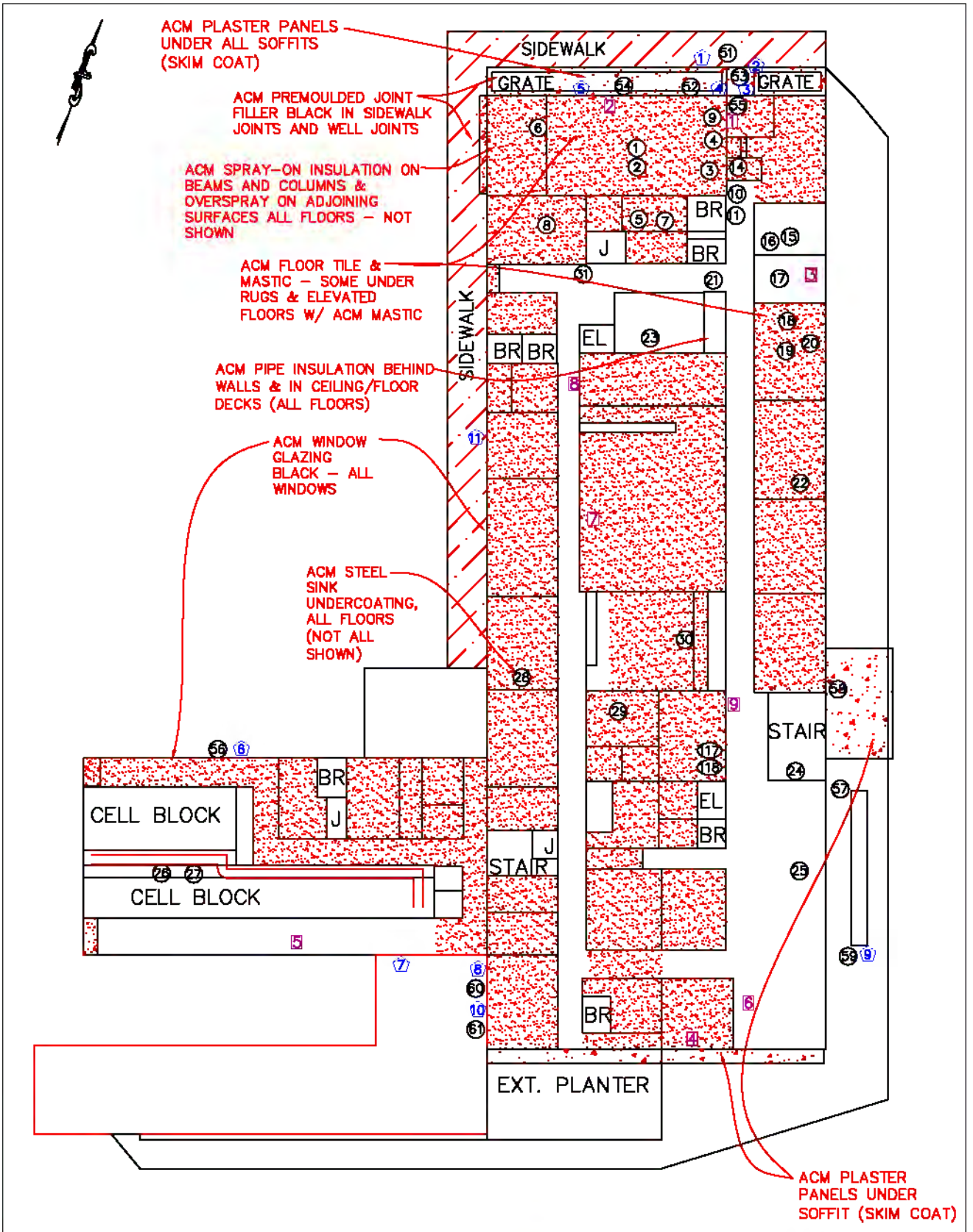

A-1	ASBESTOS INSPECTION FIRST FLOOR PLAN NEW BRITAIN POLICE HEADQUARTERS 125 COLUMBUS BOULEVARD, NEW BRITAIN, CT	OSPREY ENVIRONMENTAL ENGINEERING, LLC 146 East Main Street Clinton, CT 06413 Phone (860) 669-8651 Fax (860) 664-3751	DRAWN BY: RJG SCALE: 1"=30' DATE: 06.09.15 REVISIONS:

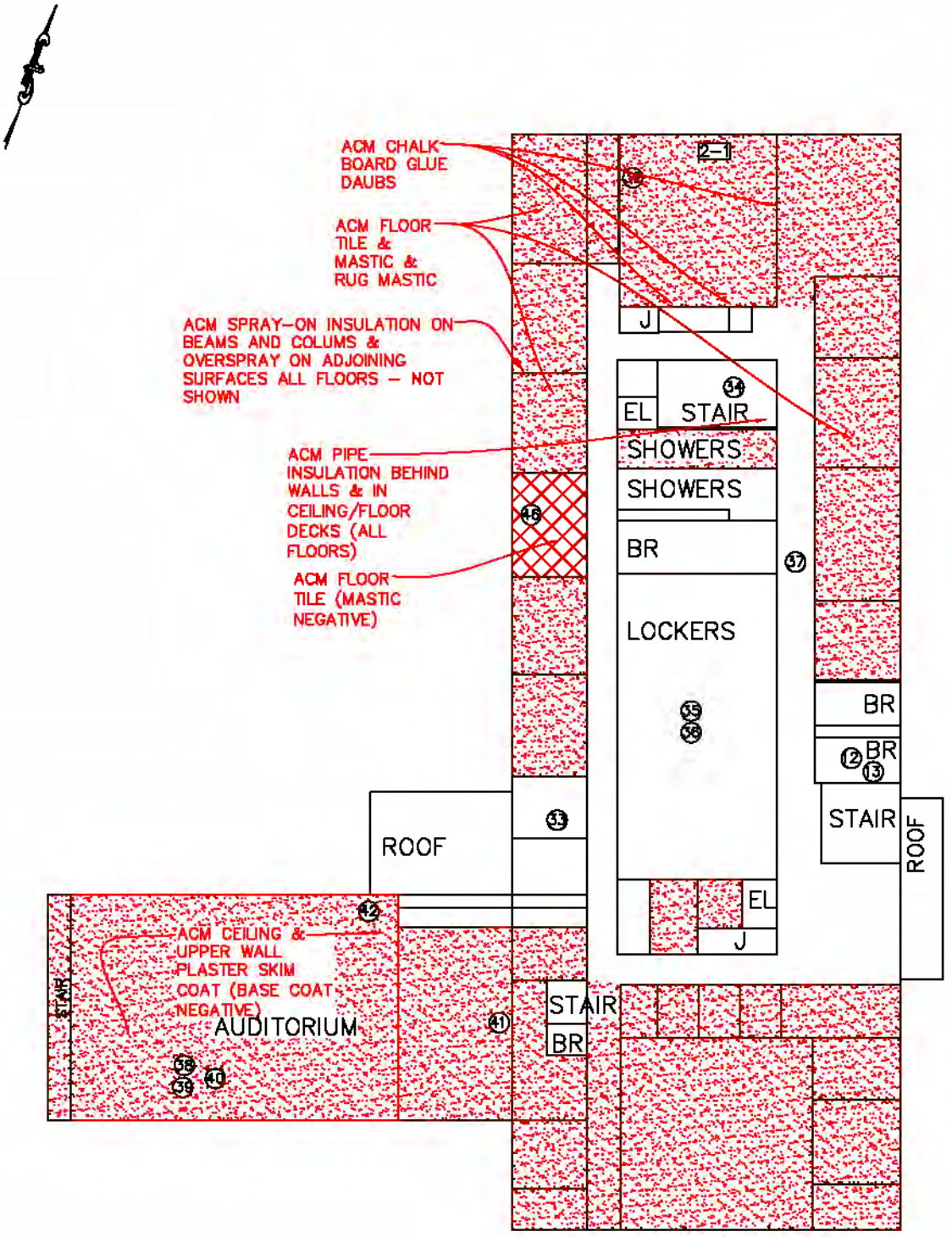

A-2	ASBESTOS INSPECTION SECOND FLOOR PLAN NEW BRITAIN POLICE HEADQUARTERS 125 COLUMBUS BOULEVARD, NEW BRITAIN, CT	OSPREY ENVIRONMENTAL ENGINEERING, LLC 146 East Main Street Clinton, CT 06413 Phone (860) 669-8651 Fax (860) 664-3751	DRAWN BY: RJG SCALE: 1"=30' DATE: 06.09.15 REVISIONS:

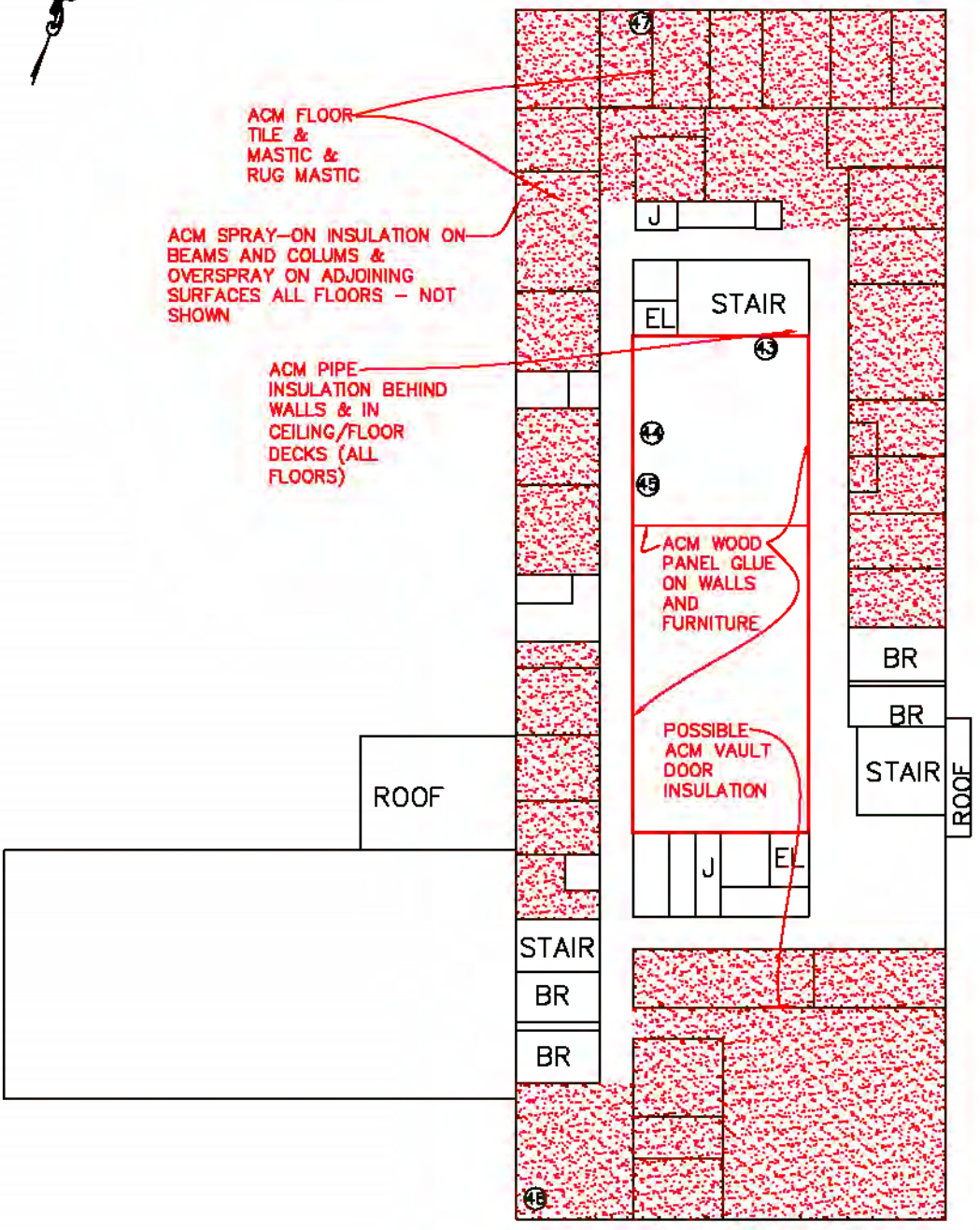

A-3	ASBESTOS INSPECTION THIRD FLOOR PLAN NEW BRITAIN POLICE HEADQUARTERS 125 COLUMBUS BOULEVARD, NEW BRITAIN, CT	OSPREY ENVIRONMENTAL ENGINEERING, LLC 146 East Main Street Clinton, CT 06413 Phone (860) 669-8651 Fax (860) 664-3751	DRAWN BY: RJG SCALE: 1"=30' DATE: 06.09.15 REVISIONS:

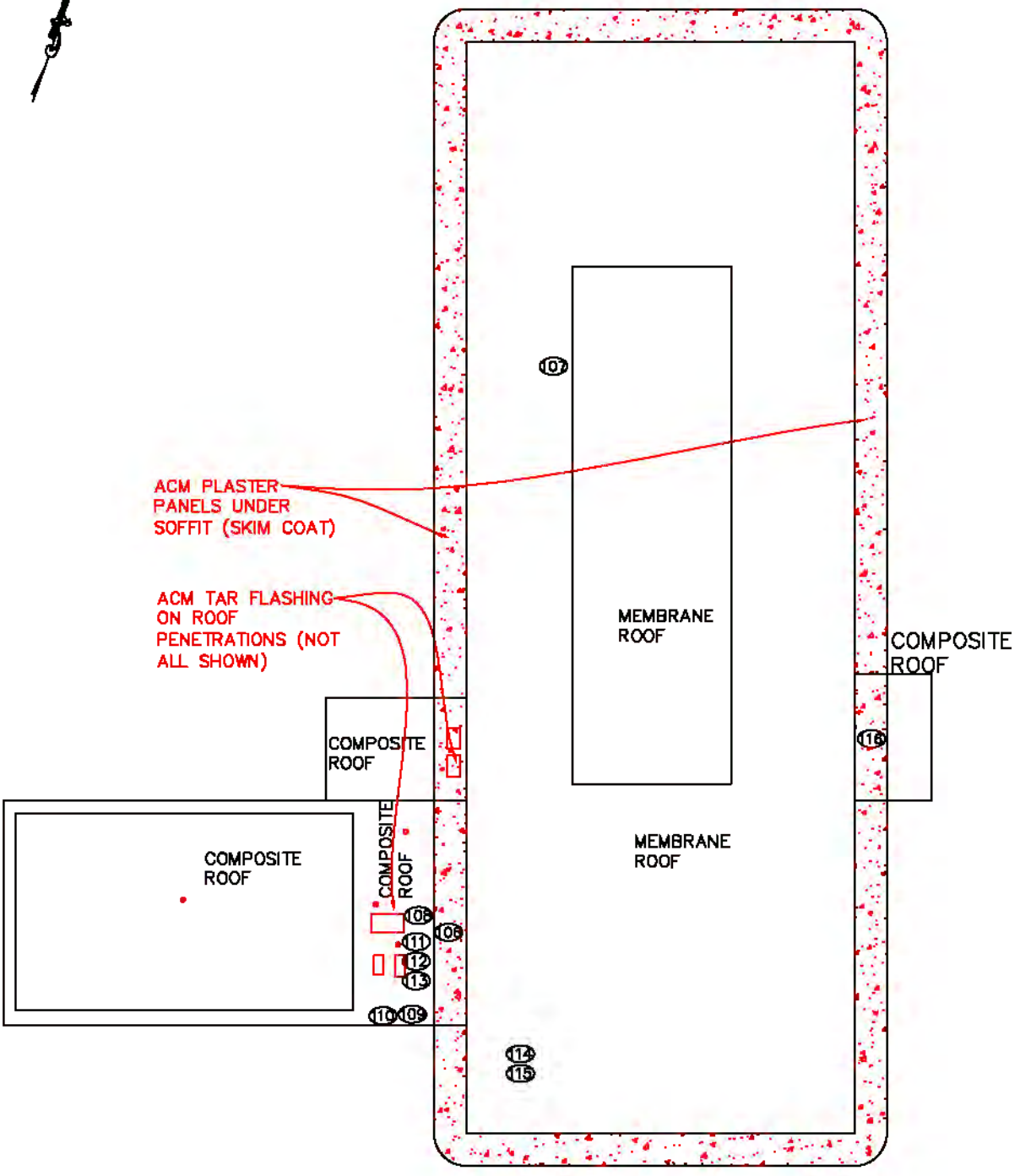

A–R	ASBESTOS INSPECTION ROOF PLAN NEW BRITAIN POLICE HEADQUARTERS 125 COLUMBUS BOULEVARD, NEW BRITAIN, CT	OSPREY ENVIRONMENTAL ENGINEERING, LLC 146 East Main Street Clinton, CT 06413 Phone (860) 669–8651 Fax (860) 664–3751	DRAWN BY: RJG SCALE: 1"=30' DATE: 06.09.15 REVISIONS:

80 Lupes Drive
Stratford, CT 06615

Tel: (203) 377-9984
Fax: (203) 377-9952
e-mail: cet1@cetlabs.com

Client: Mr. Robert Grabarek
Osprey Enviromental
146 East Main St
Clinton, CT 06413

Analytical Report

CET# 5050210

Report Date:May 20, 2015
Project: New Britain PD
PO Number:

SAMPLE SUMMARY

The sample(s) were received at 1.2°C.

This report contains analytical data associated with following samples only.

Sample ID	Laboratory ID	Matrix	Collection Date/Time	Receipt Date
P1	5050210-01	Paint Chip	5/01/2015	05/08/2015
P2	5050210-02	Paint Chip	5/01/2015	05/08/2015
P2-1	5050210-03	Paint Chip	5/01/2015	05/08/2015
P3	5050210-04	Paint Chip	5/01/2015	05/08/2015
P4	5050210-05	Paint Chip	5/01/2015	05/08/2015
P5	5050210-06	Paint Chip	5/01/2015	05/08/2015
P6	5050210-07	Paint Chip	5/01/2015	05/08/2015
P7	5050210-08	Paint Chip	5/01/2015	05/08/2015
P8	5050210-09	Paint Chip	5/01/2015	05/08/2015
Elev	5050210-10	Oil	5/01/2015	05/08/2015

Analyte: Total Lead [EPA 6010C] **Analyst: SS**

Prep: EPA 3050B **Matrix: Paint Chip**

Laboratory ID	Client Sample ID	Result	RL	Units	Dilution	Batch	Prepared	Date/Time Analyzed	Notes
5050210-01	P1	ND	0.10	%	1	B5E1314	05/13/2015	05/14/2015 16:59	
5050210-02	P2	ND	0.10	%	1	B5E1314	05/13/2015	05/14/2015 17:03	
5050210-03	P2-1	ND	0.10	%	1	B5E1314	05/13/2015	05/14/2015 17:08	
5050210-04	P3	ND	0.10	%	1	B5E1314	05/13/2015	05/14/2015 17:12	
5050210-05	P4	ND	0.10	%	1	B5E1314	05/13/2015	05/14/2015 17:16	
5050210-06	P5	ND	0.10	%	1	B5E1314	05/13/2015	05/14/2015 17:21	
5050210-07	P6	ND	0.10	%	1	B5E1314	05/13/2015	05/14/2015 17:25	
5050210-08	P7	ND	0.10	%	1	B5E1314	05/13/2015	05/14/2015 17:29	
5050210-09	P8	ND	0.10	%	1	B5E1314	05/13/2015	05/14/2015 17:34	

Client Sample ID P1
Lab ID: 5050210-01

PCBs by ASE **Analyst: CA**

Method: EPA 8082A **Matrix: Paint Chip**

Analyte	Result (mg/kg (As Rec))	RL (mg/kg (As Rec))	Dilution	Prep Method	Batch	Prepared	Date/Time Analyzed	Notes
PCB-1016	ND	0.80	4	EPA 3545A	B5E1219	05/12/2015	05/13/2015 17:31	
PCB-1221	ND	0.80	4	EPA 3545A	B5E1219	05/12/2015	05/13/2015 17:31	
PCB-1232	ND	0.80	4	EPA 3545A	B5E1219	05/12/2015	05/13/2015 17:31	
PCB-1242	**2.2**	0.80	4	EPA 3545A	B5E1219	05/12/2015	05/13/2015 17:31	
PCB-1248	**2.2**	0.80	4	EPA 3545A	B5E1219	05/12/2015	05/13/2015 17:31	
PCB-1254	**1.1**	0.80	4	EPA 3545A	B5E1219	05/12/2015	05/13/2015 17:31	
PCB-1260	ND	0.80	4	EPA 3545A	B5E1219	05/12/2015	05/13/2015 17:31	
PCB-1268	ND	0.80	4	EPA 3545A	B5E1219	05/12/2015	05/13/2015 17:31	
Surrogate: TCMX	*96.3 %*	*50 - 150*			B5E1219	05/12/2015	*05/13/2015 17:31*	
Surrogate: DCB	*170 %*	*50 - 150*			B5E1219	05/12/2015	*05/13/2015 17:31*	**H**

Client Sample ID P2
Lab ID: 5050210-02

PCBs by ASE **Analyst: CA**

Method: EPA 8082A **Matrix: Paint Chip**

Analyte	Result (mg/kg (As Rec))	RL (mg/kg (As Rec))	Dilution	Prep Method	Batch	Prepared	Date/Time Analyzed	Notes
PCB-1016	ND	0.80	4	EPA 3545A	B5E1219	05/12/2015	05/13/2015 17:50	
PCB-1221	ND	0.80	4	EPA 3545A	B5E1219	05/12/2015	05/13/2015 17:50	
PCB-1232	ND	0.80	4	EPA 3545A	B5E1219	05/12/2015	05/13/2015 17:50	
PCB-1242	**2.7**	0.80	4	EPA 3545A	B5E1219	05/12/2015	05/13/2015 17:50	
PCB-1248	**2.0**	0.80	4	EPA 3545A	B5E1219	05/12/2015	05/13/2015 17:50	
PCB-1254	**1.1**	0.80	4	EPA 3545A	B5E1219	05/12/2015	05/13/2015 17:50	
PCB-1260	**0.82**	0.80	4	EPA 3545A	B5E1219	05/12/2015	05/13/2015 17:50	
PCB-1268	ND	0.80	4	EPA 3545A	B5E1219	05/12/2015	05/13/2015 17:50	
Surrogate: TCMX	*92.5 %*	*50 - 150*			B5E1219	05/12/2015	*05/13/2015 17:50*	
Surrogate: DCB	*184 %*	*50 - 150*			B5E1219	05/12/2015	*05/13/2015 17:50*	**H**

Client Sample ID P2-1
Lab ID: 5050210-03

PCBs by ASE **Analyst: CA**

Method: EPA 8082A **Matrix: Paint Chip**

Analyte	Result (mg/kg (As Rec))	RL (mg/kg (As Rec))	Dilution	Prep Method	Batch	Prepared	Date/Time Analyzed	Notes
PCB-1016	ND	0.80	4	EPA 3545A	B5E1219	05/12/2015	05/13/2015 18:09	
PCB-1221	ND	0.80	4	EPA 3545A	B5E1219	05/12/2015	05/13/2015 18:09	
PCB-1232	ND	0.80	4	EPA 3545A	B5E1219	05/12/2015	05/13/2015 18:09	
PCB-1242	**3.4**	0.80	4	EPA 3545A	B5E1219	05/12/2015	05/13/2015 18:09	
PCB-1248	**2.6**	0.80	4	EPA 3545A	B5E1219	05/12/2015	05/13/2015 18:09	
PCB-1254	**1.3**	0.80	4	EPA 3545A	B5E1219	05/12/2015	05/13/2015 18:09	
PCB-1260	**1.1**	0.80	4	EPA 3545A	B5E1219	05/12/2015	05/13/2015 18:09	
PCB-1268	ND	0.80	4	EPA 3545A	B5E1219	05/12/2015	05/13/2015 18:09	
Surrogate: TCMX	*93.3 %*	*50 - 150*			B5E1219	05/12/2015	*05/13/2015 18:09*	
Surrogate: DCB	*168 %*	*50 - 150*			B5E1219	05/12/2015	*05/13/2015 18:09*	**H**

Client Sample ID P3
Lab ID: 5050210-04

PCBs by ASE **Analyst: CA**

Method: EPA 8082A **Matrix: Paint Chip**

Analyte	Result (mg/kg (As Rec))	RL (mg/kg (As Rec))	Dilution	Prep Method	Batch	Prepared	Date/Time Analyzed	Notes
PCB-1016	ND	0.80	4	EPA 3545A	B5E1219	05/12/2015	05/13/2015 18:27	
PCB-1221	ND	0.80	4	EPA 3545A	B5E1219	05/12/2015	05/13/2015 18:27	
PCB-1232	ND	0.80	4	EPA 3545A	B5E1219	05/12/2015	05/13/2015 18:27	
PCB-1242	**3.5**	0.80	4	EPA 3545A	B5E1219	05/12/2015	05/13/2015 18:27	P
PCB-1248	**2.6**	0.80	4	EPA 3545A	B5E1219	05/12/2015	05/13/2015 18:27	
PCB-1254	**1.3**	0.80	4	EPA 3545A	B5E1219	05/12/2015	05/13/2015 18:27	
PCB-1260	**0.99**	0.80	4	EPA 3545A	B5E1219	05/12/2015	05/13/2015 18:27	P
PCB-1268	ND	0.80	4	EPA 3545A	B5E1219	05/12/2015	05/13/2015 18:27	
Surrogate: TCMX	*103 %*	*50 - 150*			B5E1219	05/12/2015	*05/13/2015 18:27*	
Surrogate: DCB	*172 %*	*50 - 150*			B5E1219	05/12/2015	*05/13/2015 18:27*	**H**

Client Sample ID P4
Lab ID: 5050210-05

PCBs by ASE **Analyst: CA**

Method: EPA 8082A **Matrix: Paint Chip**

Analyte	Result (mg/kg (As Rec))	RL (mg/kg (As Rec))	Dilution	Prep Method	Batch	Prepared	Date/Time Analyzed	Notes
PCB-1016	ND	0.80	4	EPA 3545A	B5E1219	05/12/2015	05/13/2015 18:46	
PCB-1221	ND	0.80	4	EPA 3545A	B5E1219	05/12/2015	05/13/2015 18:46	
PCB-1232	ND	0.80	4	EPA 3545A	B5E1219	05/12/2015	05/13/2015 18:46	
PCB-1242	**2.8**	0.80	4	EPA 3545A	B5E1219	05/12/2015	05/13/2015 18:46	
PCB-1248	**3.1**	0.80	4	EPA 3545A	B5E1219	05/12/2015	05/13/2015 18:46	
PCB-1254	**5.9**	0.80	4	EPA 3545A	B5E1219	05/12/2015	05/13/2015 18:46	
PCB-1260	**3.7**	0.80	4	EPA 3545A	B5E1219	05/12/2015	05/13/2015 18:46	
PCB-1268	ND	0.80	4	EPA 3545A	B5E1219	05/12/2015	05/13/2015 18:46	
Surrogate: TCMX	*104 %*	*50 - 150*			B5E1219	05/12/2015	*05/13/2015 18:46*	
Surrogate: DCB	*164 %*	*50 - 150*			B5E1219	05/12/2015	*05/13/2015 18:46*	**H**

Client Sample ID P5
Lab ID: 5050210-06

PCBs by ASE **Analyst: SJ**

Method: EPA 8082A **Matrix: Paint Chip**

Analyte	Result (mg/kg (As Rec))	RL (mg/kg (As Rec))	Dilution	Prep Method	Batch	Prepared	Date/Time Analyzed	Notes
PCB-1016	ND	0.80	4	EPA 3545A	B5E1219	05/12/2015	05/14/2015 15:34	
PCB-1221	ND	0.80	4	EPA 3545A	B5E1219	05/12/2015	05/14/2015 15:34	
PCB-1232	ND	0.80	4	EPA 3545A	B5E1219	05/12/2015	05/14/2015 15:34	
PCB-1242	**2.5**	0.80	4	EPA 3545A	B5E1219	05/12/2015	05/14/2015 15:34	
PCB-1248	**3.6**	0.80	4	EPA 3545A	B5E1219	05/12/2015	05/14/2015 15:34	
PCB-1254	**5.4**	0.80	4	EPA 3545A	B5E1219	05/12/2015	05/14/2015 15:34	
PCB-1260	**3.0**	0.80	4	EPA 3545A	B5E1219	05/12/2015	05/14/2015 15:34	
PCB-1268	**0.93**	0.80	4	EPA 3545A	B5E1219	05/12/2015	05/14/2015 15:34	
Surrogate: TCMX	*113 %*	*50 - 150*			B5E1219	05/12/2015	*05/14/2015 15:34*	
Surrogate: DCB	*196 %*	*50 - 150*			B5E1219	05/12/2015	*05/14/2015 15:34*	**H**

Client Sample ID P6
Lab ID: 5050210-07

PCBs by ASE **Analyst: CA**

Method: EPA 8082A **Matrix: Paint Chip**

Analyte	Result (mg/kg (As Rec))	RL (mg/kg (As Rec))	Dilution	Prep Method	Batch	Prepared	Date/Time Analyzed	Notes
PCB-1016	ND	0.80	4	EPA 3545A	B5E1219	05/12/2015	05/13/2015 19:23	
PCB-1221	ND	0.80	4	EPA 3545A	B5E1219	05/12/2015	05/13/2015 19:23	
PCB-1232	ND	0.80	4	EPA 3545A	B5E1219	05/12/2015	05/13/2015 19:23	
PCB-1242	**2.9**	0.80	4	EPA 3545A	B5E1219	05/12/2015	05/13/2015 19:23	P
PCB-1248	**2.3**	0.80	4	EPA 3545A	B5E1219	05/12/2015	05/13/2015 19:23	
PCB-1254	**1.2**	0.80	4	EPA 3545A	B5E1219	05/12/2015	05/13/2015 19:23	
PCB-1260	**0.86**	0.80	4	EPA 3545A	B5E1219	05/12/2015	05/13/2015 19:23	P
PCB-1268	ND	0.80	4	EPA 3545A	B5E1219	05/12/2015	05/13/2015 19:23	
Surrogate: TCMX	*111 %*	*50 - 150*			B5E1219	05/12/2015	*05/13/2015 19:23*	
Surrogate: DCB	*170 %*	*50 - 150*			B5E1219	05/12/2015	*05/13/2015 19:23*	**H**

Client Sample ID P7
Lab ID: 5050210-08

PCBs by ASE **Analyst: CA**

Method: EPA 8082A **Matrix: Paint Chip**

Analyte	Result (mg/kg (As Rec))	RL (mg/kg (As Rec))	Dilution	Prep Method	Batch	Prepared	Date/Time Analyzed	Notes
PCB-1016	ND	0.80	4	EPA 3545A	B5E1219	05/12/2015	05/13/2015 19:42	
PCB-1221	ND	0.80	4	EPA 3545A	B5E1219	05/12/2015	05/13/2015 19:42	
PCB-1232	ND	0.80	4	EPA 3545A	B5E1219	05/12/2015	05/13/2015 19:42	
PCB-1242	**1.6**	0.80	4	EPA 3545A	B5E1219	05/12/2015	05/13/2015 19:42	
PCB-1248	**2.2**	0.80	4	EPA 3545A	B5E1219	05/12/2015	05/13/2015 19:42	
PCB-1254	**0.99**	0.80	4	EPA 3545A	B5E1219	05/12/2015	05/13/2015 19:42	
PCB-1260	**0.91**	0.80	4	EPA 3545A	B5E1219	05/12/2015	05/13/2015 19:42	
PCB-1268	ND	0.80	4	EPA 3545A	B5E1219	05/12/2015	05/13/2015 19:42	
Surrogate: TCMX	*104 %*	*50 - 150*			B5E1219	05/12/2015	*05/13/2015 19:42*	
Surrogate: DCB	*171 %*	*50 - 150*			B5E1219	05/12/2015	*05/13/2015 19:42*	**H**

Client Sample ID P8
Lab ID: 5050210-09

PCBs by ASE **Analyst: CA**

Method: EPA 8082A **Matrix: Paint Chip**

Analyte	Result (mg/kg (As Rec))	RL (mg/kg (As Rec))	Dilution	Prep Method	Batch	Prepared	Date/Time Analyzed	Notes
PCB-1016	ND	0.80	4	EPA 3545A	B5E1219	05/12/2015	05/13/2015 20:01	
PCB-1221	ND	0.80	4	EPA 3545A	B5E1219	05/12/2015	05/13/2015 20:01	
PCB-1232	ND	0.80	4	EPA 3545A	B5E1219	05/12/2015	05/13/2015 20:01	
PCB-1242	**5.5**	0.80	4	EPA 3545A	B5E1219	05/12/2015	05/13/2015 20:01	
PCB-1248	**3.9**	0.80	4	EPA 3545A	B5E1219	05/12/2015	05/13/2015 20:01	
PCB-1254	ND	0.80	4	EPA 3545A	B5E1219	05/12/2015	05/13/2015 20:01	
PCB-1260	ND	0.80	4	EPA 3545A	B5E1219	05/12/2015	05/13/2015 20:01	
PCB-1268	ND	0.80	4	EPA 3545A	B5E1219	05/12/2015	05/13/2015 20:01	
Surrogate: TCMX	*115 %*	*50 - 150*			B5E1219	05/12/2015	*05/13/2015 20:01*	
Surrogate: DCB	*169 %*	*50 - 150*			B5E1219	05/12/2015	*05/13/2015 20:01*	**H**

Client Sample ID Elev
Lab ID: 5050210-10

PCBs in Insultating Liquids **Analyst: SJ**
Method: ASTM D4059-0 **Matrix: Oil**

Analyte	Result (mg/kg)	RL (mg/kg)	Dilution	Prep Method	Batch	Prepared	Date/Time Analyzed	Notes
PCB-1016	ND	2.0	10	EPA 3580A	B5E1405	05/14/2015	05/14/2015 17:26	
PCB-1221	ND	2.0	10	EPA 3580A	B5E1405	05/14/2015	05/14/2015 17:26	
PCB-1232	ND	2.0	10	EPA 3580A	B5E1405	05/14/2015	05/14/2015 17:26	
PCB-1242	ND	2.0	10	EPA 3580A	B5E1405	05/14/2015	05/14/2015 17:26	
PCB-1248	ND	2.0	10	EPA 3580A	B5E1405	05/14/2015	05/14/2015 17:26	
PCB-1254	ND	2.0	10	EPA 3580A	B5E1405	05/14/2015	05/14/2015 17:26	
PCB-1260	ND	2.0	10	EPA 3580A	B5E1405	05/14/2015	05/14/2015 17:26	
PCB-1268	ND	2.0	10	EPA 3580A	B5E1405	05/14/2015	05/14/2015 17:26	
Surrogate: TCMX	*69.4 %*		*50 - 150*		B5E1405	05/14/2015	*05/14/2015 17:26*	
Surrogate: DCB	*151 %*		*50 - 150*		B5E1405	05/14/2015	*05/14/2015 17:26*	**H**

Questions related to this report should be directed to David Ditta, Timothy Fusco, or Robert Blake at 203-377-9984.

Sincerely,



David Ditta
Laboratory Director

Report Comments:

Sample Result Flags:
E- The result is estimated, above the calibration range.
H- The surrogate recovery is above the control limits.
L- The surrogate recovery is below the control limits.
B- The compound was detected in the laboratory blank.
P- The Relative Percent Difference (RPD) of dual column analyses exceeds 40%.
D- The RPD between the sample and the sample duplicate is high. Sample Homogenity may be a problem.
+- The Surrogate was diluted out.
*C1- The Continuing Calibration did not meet method specifications and was biased low for this analyte. Increased uncertainty is associated with the reported value which is likely to be biased low.
*C2- The Continuing Calibration did not meet method specifications and was biased high for this analyte. Increased uncertainty is associated with the reported value which is likely to be biased high.
*F1- The Laboratory Control Sample recovery is outside of control limits. Reported value for this analyte is likely to be biased on the low side.
*F2- The Laboratory Control Sample recovery is outside of control limits. Reported value for this analyte is likely to be biased on the high side.
I- The Analyte exceeds %RSD limits for the Initial Calibration. This is a non-directional bias.

All results met standard operating procedures unless indicated by a data qualifier next to a sample result, or a narration in the QC report.

Complete Environmental Testing is only responsible for the certified testing and is not directly responsible for the integrity of the sample before laboratory receipt.

ND is None Detected at the specified detection limit
All analyses were performed in house unless a Reference Laboratory is listed.
Samples will be disposed of 30 days after the report date.

CERTIFICATIONS

Certified Analyses included in this Report

Analyte	Certifications
ASTM D4059-0 in Oil	
PCB-1016	CT,RI,MA,NY
PCB-1221	CT,RI,MA,NY
PCB-1232	CT,RI,MA,NY
PCB-1242	CT,RI,MA,NY
PCB-1248	CT,RI,MA,NY
PCB-1254	CT,RI,MA,NY
PCB-1260	CT,RI,MA,NY
PCB-1268	CT,RI,MA
EPA 6010C in Solid	
Lead	CT
EPA 8082A in Soil	
PCB-1016	CT,NY
PCB-1221	CT,NY
PCB-1232	CT,NY
PCB-1242	CT,NY
PCB-1248	CT,NY
PCB-1254	CT,NY
PCB-1260	CT,NY
PCB-1268	CT
EPA 8082A in Solid	
PCB-1016	CT,NY
PCB-1221	CT,NY
PCB-1232	CT,NY
PCB-1242	CT,NY
PCB-1248	CT,NY
PCB-1254	CT,NY
PCB-1260	CT,NY
PCB-1268	CT

Complete Environmental Testing operates under the following certifications and accreditations:

Code	Description	Number	Expires
CT	Connecticut Public Health	PH0116	09/30/2016
MA	Massachusetts Laboratory Certification	M-CT903	06/30/2015
NY	New York Certification (NELAC)	11982	04/01/2015
RI	Rhode Island Certification	LAO 00227	12/30/2015

5050210

CET

COMPLETE ENVIRONMENTAL TESTING, INC.

CHAIN OF CUSTODY

Volatile Soils Only:
Date and Time in Freezer
Client:
CET:

80 Lupes Drive
Stratford, CT 06615
Tel: (203) 377-9984
Fax: (203) 377-9952
e-mail: cet1@cetlabs.com
Bottle Request e-mail: bottleorders@cetlabs.com

Matrix: A=Air, S=Soil, W=Water, DW=Drinking Water, C=Cassette, Solid, Wipe, Other (Specify)

Turnaround Time ** (check one): Same Day *, Next Day *, 2-3 Days *, Std (5-7 Days)

Organics: 8260 CT List, 8260 Aromatics, 8260 Halogens, 624, CT ETPH, 8270 CT List, 8270 PNAs, PCBs, Pesticides

Metals (check all that apply): 13 Priority Poll, 8 RCRA, TOTAL, TCLP, SPLP, Field Filtered, Lab To Filter

Additional Analysis: Pb TOTAL

Sample ID	Sample Depths (Units)	Collection Date/Time	Matrix	Same Day *	Next Day *	2-3 Days *	Std (5-7 Days)	8260 CT List	8260 Aromatics	8260 Halogens	624	CT ETPH	8270 CT List	8270 PNAs	PCBs	Pesticides	13 Priority Poll	8 RCRA	TOTAL	TCLP	SPLP	Field Filtered	Lab To Filter	Pb TOTAL	TOTAL # OF CONT.	NOTE #
P1		5/1/15					X																9	1	1	
P2							X																9	1		
P2.1							X																			
P3																										
P4																										
P5																										
P6																										
P7																										
P8																										
ELEV																										

PRESERVATIVE (Cl–HCl, N–HNO_3, S–H_2SO_4, Na–NaOH, C=Cool, O–Other)

CONTAINER TYPE (P–Plastic, G–Glass, V–Vial, O–Other)

Soil VOCs Only (M=MeOH B= Sodium Bisulfate W=Water F= Empty Vial E=Encore)

RELINQUISHED BY:	DATE/TIME	RECEIVED BY:
[signature]	5/8/15 1535	[signature]
[signature]	5-8-15 1625	[signature]

NOTES:

Client / Reporting Information

Company Name: OSPREY
Address:
City State Zip
Report To: E-mail
Phone # Fax #

Project Information

Project Contact: RGrabarek
Project: New Britain PD
Location:
PO #:
Project #:
Collector(s): RGrabarek

QA/QC ☐ Std ☐ Site Specific (MS/MSD) * ☐ RCP Pkg * ☐ DQAW *

Data Report ☐ PDF ☐ EDD - Specify Format ☐ Other

RSR Reporting Limits (check one) ☐ GA ☐ GB ☐ SWP ☐ Other

Laboratory Certification Needed (check one) ☐ CT ☐ NY ☐ RI ☐ MA

Temp Upon Receipt 1.2 °C Evidence of Cooling: (Y) N

SHEET 1 OF 1

* Additional charge may apply. ** TAT begins when the samples are received at the Lab and all issues are resolved. TAT for samples received after 3 p.m. will start on the next business day.

REV. 06/14

80 Lupes Drive
Stratford, CT 06615

Tel: (203) 377-9984
Fax: (203) 377-9952
e-mail: cet1@cetlabs.com

Client: Mr. Robert Grabarek
Osprey Enviromental
146 East Main St
Clinton, CT 06413

Analytical Report

CET# 5050432

Report Date:May 27, 2015
Project: New Britain PD
PO Number:

Connecticut Laboratory Certificate: PH 0116
Massachussetts laboratory Certificate: M-CT903

New York Certification: 11982
Rhode Island Certification: 199

SAMPLE SUMMARY

The sample(s) were received at 22.6°C.

This report contains analytical data associated with following samples only.

Sample ID	Laboratory ID	Matrix	Collection Date/Time	Receipt Date
1	5050432-01	Solid	5/15/2015	05/19/2015
2	5050432-02	Solid	5/15/2015	05/19/2015
3	5050432-03	Solid	5/15/2015	05/19/2015
4	5050432-04	Solid	5/15/2015	05/19/2015
5	5050432-05	Solid	5/15/2015	05/19/2015
6	5050432-06	Solid	5/15/2015	05/19/2015
7	5050432-07	Solid	5/15/2015	05/19/2015
8	5050432-08	Solid	5/15/2015	05/19/2015
9	5050432-09	Solid	5/15/2015	05/19/2015
10	5050432-10	Solid	5/15/2015	05/19/2015
11	5050432-11	Solid	5/15/2015	05/19/2015

Client Sample ID 1
Lab ID: 5050432-01

PCBs by Soxhlet
Method: EPA 8082A

Analyst: SJ
Matrix: Solid

Analyte	Result (mg/kg (As Rec))	RL (mg/kg (As Rec))	Dilution	Prep Method	Batch	Prepared	Date/Time Analyzed	Notes
PCB-1016	ND	0.80	4	EPA 3540C	B5E2127	05/21/2015	05/26/2015 17:10	
PCB-1221	ND	0.80	4	EPA 3540C	B5E2127	05/21/2015	05/26/2015 17:10	
PCB-1232	ND	0.80	4	EPA 3540C	B5E2127	05/21/2015	05/26/2015 17:10	
PCB-1242	ND	0.80	4	EPA 3540C	B5E2127	05/21/2015	05/26/2015 17:10	
PCB-1248	**3.1**	0.80	4	EPA 3540C	B5E2127	05/21/2015	05/26/2015 17:10	
PCB-1254	ND	0.80	4	EPA 3540C	B5E2127	05/21/2015	05/26/2015 17:10	
PCB-1260	ND	0.80	4	EPA 3540C	B5E2127	05/21/2015	05/26/2015 17:10	
PCB-1268	ND	0.80	4	EPA 3540C	B5E2127	05/21/2015	05/26/2015 17:10	
PCB-1262	ND	0.80	4	EPA 3540C	B5E2127	05/21/2015	05/26/2015 17:10	
Surrogate: TCMX	*56.2 %*	*50 - 150*			B5E2127	05/21/2015	*05/26/2015 17:10*	
Surrogate: DCB	*37.7 %*	*50 - 150*			B5E2127	05/21/2015	*05/26/2015 17:10*	**L**

Client Sample ID 2
Lab ID: 5050432-02

PCBs by Soxhlet
Method: EPA 8082A

Analyst: SJ
Matrix: Solid

Analyte	Result (mg/kg (As Rec))	RL (mg/kg (As Rec))	Dilution	Prep Method	Batch	Prepared	Date/Time Analyzed	Notes
PCB-1016	ND	0.80	4	EPA 3540C	B5E2127	05/21/2015	05/26/2015 17:29	
PCB-1221	ND	0.80	4	EPA 3540C	B5E2127	05/21/2015	05/26/2015 17:29	
PCB-1232	ND	0.80	4	EPA 3540C	B5E2127	05/21/2015	05/26/2015 17:29	
PCB-1242	ND	0.80	4	EPA 3540C	B5E2127	05/21/2015	05/26/2015 17:29	
PCB-1248	ND	0.80	4	EPA 3540C	B5E2127	05/21/2015	05/26/2015 17:29	
PCB-1254	ND	0.80	4	EPA 3540C	B5E2127	05/21/2015	05/26/2015 17:29	
PCB-1260	ND	0.80	4	EPA 3540C	B5E2127	05/21/2015	05/26/2015 17:29	
PCB-1268	ND	0.80	4	EPA 3540C	B5E2127	05/21/2015	05/26/2015 17:29	
PCB-1262	ND	0.80	4	EPA 3540C	B5E2127	05/21/2015	05/26/2015 17:29	
Surrogate: TCMX	*54.2 %*	*50 - 150*			B5E2127	05/21/2015	*05/26/2015 17:29*	
Surrogate: DCB	*43.1 %*	*50 - 150*			B5E2127	05/21/2015	*05/26/2015 17:29*	**L**

Client Sample ID 3
Lab ID: 5050432-03

PCBs by Soxhlet
Method: EPA 8082A

Analyst: SJ
Matrix: Solid

Analyte	Result (mg/kg (As Rec))	RL (mg/kg (As Rec))	Dilution	Prep Method	Batch	Prepared	Date/Time Analyzed	Notes
PCB-1016	ND	3.2	16	EPA 3540C	B5E2127	05/21/2015	05/23/2015 08:33	
PCB-1221	ND	3.2	16	EPA 3540C	B5E2127	05/21/2015	05/23/2015 08:33	
PCB-1232	ND	3.2	16	EPA 3540C	B5E2127	05/21/2015	05/23/2015 08:33	
PCB-1242	ND	3.2	16	EPA 3540C	B5E2127	05/21/2015	05/23/2015 08:33	
PCB-1248	ND	3.2	16	EPA 3540C	B5E2127	05/21/2015	05/23/2015 08:33	
PCB-1254	**22**	3.2	16	EPA 3540C	B5E2127	05/21/2015	05/23/2015 08:33	
PCB-1260	ND	3.2	16	EPA 3540C	B5E2127	05/21/2015	05/23/2015 08:33	
PCB-1268	ND	3.2	16	EPA 3540C	B5E2127	05/21/2015	05/23/2015 08:33	
PCB-1262	ND	3.2	16	EPA 3540C	B5E2127	05/21/2015	05/23/2015 08:33	
Surrogate: TCMX	*63.3 %*	*50 - 150*			B5E2127	05/21/2015	*05/23/2015 08:33*	
Surrogate: DCB	*81.9 %*	*50 - 150*			B5E2127	05/21/2015	*05/23/2015 08:33*	

Client Sample ID 4
Lab ID: 5050432-04

PCBs by Soxhlet **Analyst: SJ**

Method: EPA 8082A **Matrix: Solid**

Analyte	Result (mg/kg (As Rec))	RL (mg/kg (As Rec))	Dilution	Prep Method	Batch	Prepared	Date/Time Analyzed	Notes
PCB-1016	ND	0.80	4	EPA 3540C	B5E2127	05/21/2015	05/26/2015 17:47	
PCB-1221	ND	0.80	4	EPA 3540C	B5E2127	05/21/2015	05/26/2015 17:47	
PCB-1232	ND	0.80	4	EPA 3540C	B5E2127	05/21/2015	05/26/2015 17:47	
PCB-1242	ND	0.80	4	EPA 3540C	B5E2127	05/21/2015	05/26/2015 17:47	
PCB-1248	**1.7**	0.80	4	EPA 3540C	B5E2127	05/21/2015	05/26/2015 17:47	
PCB-1254	ND	0.80	4	EPA 3540C	B5E2127	05/21/2015	05/26/2015 17:47	
PCB-1260	ND	0.80	4	EPA 3540C	B5E2127	05/21/2015	05/26/2015 17:47	
PCB-1268	ND	0.80	4	EPA 3540C	B5E2127	05/21/2015	05/26/2015 17:47	
PCB-1262	ND	0.80	4	EPA 3540C	B5E2127	05/21/2015	05/26/2015 17:47	
Surrogate: TCMX	*51.4 %*	*50 - 150*			B5E2127	05/21/2015	*05/26/2015 17:47*	
Surrogate: DCB	*36.7 %*	*50 - 150*			B5E2127	05/21/2015	*05/26/2015 17:47*	**L**

Client Sample ID 5
Lab ID: 5050432-05

PCBs by Soxhlet

Analyst: SJ

Method: EPA 8082A

Matrix: Solid

Analyte	Result (mg/kg (As Rec))	RL (mg/kg (As Rec))	Dilution	Prep Method	Batch	Prepared	Date/Time Analyzed	Notes
PCB-1016	ND	1.6	8	EPA 3540C	B5E2127	05/21/2015	05/23/2015 09:10	
PCB-1221	ND	1.6	8	EPA 3540C	B5E2127	05/21/2015	05/23/2015 09:10	
PCB-1232	ND	1.6	8	EPA 3540C	B5E2127	05/21/2015	05/23/2015 09:10	
PCB-1242	ND	1.6	8	EPA 3540C	B5E2127	05/21/2015	05/23/2015 09:10	
PCB-1248	ND	1.6	8	EPA 3540C	B5E2127	05/21/2015	05/23/2015 09:10	
PCB-1254	**1.6**	1.6	8	EPA 3540C	B5E2127	05/21/2015	05/23/2015 09:10	
PCB-1260	ND	1.6	8	EPA 3540C	B5E2127	05/21/2015	05/23/2015 09:10	
PCB-1268	ND	1.6	8	EPA 3540C	B5E2127	05/21/2015	05/23/2015 09:10	
PCB-1262	ND	1.6	8	EPA 3540C	B5E2127	05/21/2015	05/23/2015 09:10	
Surrogate: TCMX	*35.8 %*	*50 - 150*			B5E2127	05/21/2015	*05/23/2015 09:10*	**L**
Surrogate: DCB	*34.0 %*	*50 - 150*			B5E2127	05/21/2015	*05/23/2015 09:10*	**L**

Client Sample ID 6
Lab ID: 5050432-06

PCBs by Soxhlet
Method: EPA 8082A

Analyst: SJ
Matrix: Solid

Analyte	Result (mg/kg (As Rec))	RL (mg/kg (As Rec))	Dilution	Prep Method	Batch	Prepared	Date/Time Analyzed	Notes
PCB-1016	ND	0.80	4	EPA 3540C	B5E2127	05/21/2015	05/26/2015 18:25	
PCB-1221	ND	0.80	4	EPA 3540C	B5E2127	05/21/2015	05/26/2015 18:25	
PCB-1232	ND	0.80	4	EPA 3540C	B5E2127	05/21/2015	05/26/2015 18:25	
PCB-1242	ND	0.80	4	EPA 3540C	B5E2127	05/21/2015	05/26/2015 18:25	
PCB-1248	ND	0.80	4	EPA 3540C	B5E2127	05/21/2015	05/26/2015 18:25	
PCB-1254	ND	0.80	4	EPA 3540C	B5E2127	05/21/2015	05/26/2015 18:25	
PCB-1260	ND	0.80	4	EPA 3540C	B5E2127	05/21/2015	05/26/2015 18:25	
PCB-1268	ND	0.80	4	EPA 3540C	B5E2127	05/21/2015	05/26/2015 18:25	
PCB-1262	ND	0.80	4	EPA 3540C	B5E2127	05/21/2015	05/26/2015 18:25	
Surrogate: TCMX	*79.6 %*	*50 - 150*			B5E2127	05/21/2015	*05/26/2015 18:25*	
Surrogate: DCB	*56.8 %*	*50 - 150*			B5E2127	05/21/2015	*05/26/2015 18:25*	

Client Sample ID 7
Lab ID: 5050432-07

PCBs by Soxhlet
Method: EPA 8082A

Analyst: SJ
Matrix: Solid

Analyte	Result (mg/kg (As Rec))	RL (mg/kg (As Rec))	Dilution	Prep Method	Batch	Prepared	Date/Time Analyzed	Notes
PCB-1016	ND	0.80	4	EPA 3540C	B5E2127	05/21/2015	05/26/2015 18:43	
PCB-1221	ND	0.80	4	EPA 3540C	B5E2127	05/21/2015	05/26/2015 18:43	
PCB-1232	ND	0.80	4	EPA 3540C	B5E2127	05/21/2015	05/26/2015 18:43	
PCB-1242	ND	0.80	4	EPA 3540C	B5E2127	05/21/2015	05/26/2015 18:43	
PCB-1248	ND	0.80	4	EPA 3540C	B5E2127	05/21/2015	05/26/2015 18:43	
PCB-1254	ND	0.80	4	EPA 3540C	B5E2127	05/21/2015	05/26/2015 18:43	
PCB-1260	ND	0.80	4	EPA 3540C	B5E2127	05/21/2015	05/26/2015 18:43	
PCB-1268	ND	0.80	4	EPA 3540C	B5E2127	05/21/2015	05/26/2015 18:43	
PCB-1262	ND	0.80	4	EPA 3540C	B5E2127	05/21/2015	05/26/2015 18:43	
Surrogate: TCMX	*58.5 %*	*50 - 150*			B5E2127	05/21/2015	*05/26/2015 18:43*	
Surrogate: DCB	*42.6 %*	*50 - 150*			B5E2127	05/21/2015	*05/26/2015 18:43*	**L**

Client Sample ID 8
Lab ID: 5050432-08

PCBs by Soxhlet

Analyst: SJ

Method: EPA 8082A

Matrix: Solid

Analyte	Result (mg/kg (As Rec))	RL (mg/kg (As Rec))	Dilution	Prep Method	Batch	Prepared	Date/Time Analyzed	Notes
PCB-1016	ND	0.80	4	EPA 3540C	B5E2127	05/21/2015	05/26/2015 19:02	
PCB-1221	ND	0.80	4	EPA 3540C	B5E2127	05/21/2015	05/26/2015 19:02	
PCB-1232	ND	0.80	4	EPA 3540C	B5E2127	05/21/2015	05/26/2015 19:02	
PCB-1242	ND	0.80	4	EPA 3540C	B5E2127	05/21/2015	05/26/2015 19:02	
PCB-1248	**1.6**	0.80	4	EPA 3540C	B5E2127	05/21/2015	05/26/2015 19:02	
PCB-1254	**0.82**	0.80	4	EPA 3540C	B5E2127	05/21/2015	05/26/2015 19:02	
PCB-1260	ND	0.80	4	EPA 3540C	B5E2127	05/21/2015	05/26/2015 19:02	
PCB-1268	ND	0.80	4	EPA 3540C	B5E2127	05/21/2015	05/26/2015 19:02	
PCB-1262	ND	0.80	4	EPA 3540C	B5E2127	05/21/2015	05/26/2015 19:02	
Surrogate: TCMX	*57.5 %*	*50 - 150*			B5E2127	05/21/2015	*05/26/2015 19:02*	
Surrogate: DCB	*33.4 %*	*50 - 150*			B5E2127	05/21/2015	*05/26/2015 19:02*	**L**

Client Sample ID 9
Lab ID: 5050432-09

PCBs by Soxhlet
Method: EPA 8082A

Analyst: SJ
Matrix: Solid

Analyte	Result (mg/kg (As Rec))	RL (mg/kg (As Rec))	Dilution	Prep Method	Batch	Prepared	Date/Time Analyzed	Notes
PCB-1016	ND	0.80	4	EPA 3540C	B5E2233	05/22/2015	05/26/2015 19:39	
PCB-1221	ND	0.80	4	EPA 3540C	B5E2233	05/22/2015	05/26/2015 19:39	
PCB-1232	ND	0.80	4	EPA 3540C	B5E2233	05/22/2015	05/26/2015 19:39	
PCB-1242	ND	0.80	4	EPA 3540C	B5E2233	05/22/2015	05/26/2015 19:39	
PCB-1248	ND	0.80	4	EPA 3540C	B5E2233	05/22/2015	05/26/2015 19:39	
PCB-1254	ND	0.80	4	EPA 3540C	B5E2233	05/22/2015	05/26/2015 19:39	
PCB-1260	ND	0.80	4	EPA 3540C	B5E2233	05/22/2015	05/26/2015 19:39	
PCB-1268	ND	0.80	4	EPA 3540C	B5E2233	05/22/2015	05/26/2015 19:39	
PCB-1262	ND	0.80	4	EPA 3540C	B5E2233	05/22/2015	05/26/2015 19:39	
Surrogate: TCMX	*49.6 %*	*50 - 150*			B5E2233	05/22/2015	*05/26/2015 19:39*	**L**
Surrogate: DCB	*47.9 %*	*50 - 150*			B5E2233	05/22/2015	*05/26/2015 19:39*	**L**

Client Sample ID 10
Lab ID: 5050432-10

PCBs by Soxhlet
Method: EPA 8082A

Analyst: SJ
Matrix: Solid

Analyte	Result (mg/kg (As Rec))	RL (mg/kg (As Rec))	Dilution	Prep Method	Batch	Prepared	Date/Time Analyzed	Notes
PCB-1016	ND	0.80	4	EPA 3540C	B5E2233	05/22/2015	05/26/2015 20:17	
PCB-1221	ND	0.80	4	EPA 3540C	B5E2233	05/22/2015	05/26/2015 20:17	
PCB-1232	ND	0.80	4	EPA 3540C	B5E2233	05/22/2015	05/26/2015 20:17	
PCB-1242	ND	0.80	4	EPA 3540C	B5E2233	05/22/2015	05/26/2015 20:17	
PCB-1248	ND	0.80	4	EPA 3540C	B5E2233	05/22/2015	05/26/2015 20:17	
PCB-1254	ND	0.80	4	EPA 3540C	B5E2233	05/22/2015	05/26/2015 20:17	
PCB-1260	ND	0.80	4	EPA 3540C	B5E2233	05/22/2015	05/26/2015 20:17	
PCB-1268	ND	0.80	4	EPA 3540C	B5E2233	05/22/2015	05/26/2015 20:17	
PCB-1262	ND	0.80	4	EPA 3540C	B5E2233	05/22/2015	05/26/2015 20:17	
Surrogate: TCMX	*53.1 %*	*50 - 150*			B5E2233	05/22/2015	*05/26/2015 20:17*	
Surrogate: DCB	*67.4 %*	*50 - 150*			B5E2233	05/22/2015	*05/26/2015 20:17*	

Client Sample ID 11
Lab ID: 5050432-11

PCBs by Soxhlet **Analyst: SJ**

Method: EPA 8082A **Matrix: Solid**

Analyte	Result (mg/kg (As Rec))	RL (mg/kg (As Rec))	Dilution	Prep Method	Batch	Prepared	Date/Time Analyzed	Notes
PCB-1016	ND	0.80	4	EPA 3540C	B5E2233	05/22/2015	05/26/2015 20:35	
PCB-1221	ND	0.80	4	EPA 3540C	B5E2233	05/22/2015	05/26/2015 20:35	
PCB-1232	ND	0.80	4	EPA 3540C	B5E2233	05/22/2015	05/26/2015 20:35	
PCB-1242	ND	0.80	4	EPA 3540C	B5E2233	05/22/2015	05/26/2015 20:35	
PCB-1248	ND	0.80	4	EPA 3540C	B5E2233	05/22/2015	05/26/2015 20:35	
PCB-1254	ND	0.80	4	EPA 3540C	B5E2233	05/22/2015	05/26/2015 20:35	
PCB-1260	ND	0.80	4	EPA 3540C	B5E2233	05/22/2015	05/26/2015 20:35	
PCB-1268	ND	0.80	4	EPA 3540C	B5E2233	05/22/2015	05/26/2015 20:35	
PCB-1262	ND	0.80	4	EPA 3540C	B5E2233	05/22/2015	05/26/2015 20:35	
Surrogate: TCMX	*58.9 %*	*50 - 150*			B5E2233	05/22/2015	*05/26/2015 20:35*	
Surrogate: DCB	*43.6 %*	*50 - 150*			B5E2233	05/22/2015	*05/26/2015 20:35*	**L**

Questions related to this report should be directed to David Ditta, Timothy Fusco, or Robert Blake at 203-377-9984.

Sincerely,



David Ditta
Laboratory Director

Report Comments:

Sample Result Flags:
E- The result is estimated, above the calibration range.
H- The surrogate recovery is above the control limits.
L- The surrogate recovery is below the control limits.
B- The compound was detected in the laboratory blank.
P- The Relative Percent Difference (RPD) of dual column analyses exceeds 40%.
D- The RPD between the sample and the sample duplicate is high. Sample Homogenity may be a problem.
+- The Surrogate was diluted out.
*C1- The Continuing Calibration did not meet method specifications and was biased low for this analyte. Increased uncertainty is associated with the reported value which is likely to be biased low.
*C2- The Continuing Calibration did not meet method specifications and was biased high for this analyte. Increased uncertainty is associated with the reported value which is likely to be biased high.
*F1- The Laboratory Control Sample recovery is outside of control limits. Reported value for this analyte is likely to be biased on the low side.
*F2- The Laboratory Control Sample recovery is outside of control limits. Reported value for this analyte is likely to be biased on the high side.
I- The Analyte exceeds %RSD limits for the Initial Calibration. This is a non-directional bias.

All results met standard operating procedures unless indicated by a data qualifier next to a sample result, or a narration in the QC report.

Complete Environmental Testing is only responsible for the certified testing and is not directly responsible for the integrity of the sample before laboratory receipt.

ND is None Detected at the specified detection limit
All analyses were performed in house unless a Reference Laboratory is listed.
Samples will be disposed of 30 days after the report date.

CERTIFICATIONS

Certified Analyses included in this Report

Analyte	Certifications
EPA 8082A in Solid	
PCB-1016	CT,NY
PCB-1221	CT,NY
PCB-1232	CT,NY
PCB-1242	CT,NY
PCB-1248	CT,NY
PCB-1254	CT,NY
PCB-1260	CT,NY
PCB-1268	CT
PCB-1262	CT

Complete Environmental Testing operates under the following certifications and accreditations:

Code	Description	Number	Expires
CT	Connecticut Public Health	PH0116	09/30/2016
NY	New York Certification (NELAC)	11982	04/01/2015

5050432

CET

COMPLETE ENVIRONMENTAL TESTING, INC.

CHAIN OF CUSTODY

Volatile Soils Only:

Date and Time in Freezer
Client:
CET:

80 Lupes Drive
Stratford, CT 06615
Tel: (203) 377-9984
Fax: (203) 377-9952
e-mail: cet1@cetlabs.com
Bottle Request e-mail: bottleorders@cetlabs.com

Matrix: A=Air, S=Soil, W=Water, DW=Drinking Water, C=Cassette, Solid, Wipe, Other (Specify)

Turnaround Time ** (check one): Same Day *, Next Day *, 2-3 Days *, Std (5-7 Days)

Organics: 8260 CT List, 8260 Aromatics, 8260 Halogens, 624, CT ETPH, 8270 CT List, 8270 PNAs, PCBs, Pesticides

Metals (check all that apply): 13 Priority Poll, 8 RCRA, TOTAL, TCLP, SPLP, Field Filtered, Lab To Filter

Additional Analysis: PCBs

Sample ID's	Sample Depths (Units)	Collection Date/Time	Matrix	Same Day *	Next Day *	2-3 Days *	Std (5-7 Days)	8260 CT List	8260 Aromatics	8260 Halogens	624	CT ETPH	8270 CT List	8270 PNAs	PCBs	Pesticides	13 Priority Poll	8 RCRA	TOTAL	TCLP	SPLP	Field Filtered	Lab To Filter	PCBs	TOTAL # OF CONT.	NOTE #
1-11	-	5/15/15	CAULK				X																	X	11	

PRESERVATIVE (Cl–HCl, N–HNO_3, S–H_2SO_4, Na–NaOH, C=Cool, O–Other)

CONTAINER TYPE (P–Plastic, G–Glass, V–Vial, O–Other)

Soil VOCs Only (M=MeOH B= Sodium Bisulfate W=Water F= Empty Vial E=Encore)

RELINQUISHED BY:	DATE/TIME	RECEIVED BY:
	5-19-15	1450
	5-19-15	1550

NOTES: ELEVEN SEPARATE SAMPLES
5 DAY TURNAROUND
SOXHLET

Client / Reporting Information

Company Name: OSPREY

Address:

City: State: Zip:

Report To: E-mail:

Phone #: Fax #:

Project Information

Project Contact: R GRABARZK PO #:

Project: NBPD Project #:

Location: New Britain Collector(s): R

QA/QC ☐ Std ☐ Site Specific (MS/MSD) * ☐ RCP Pkg * ☐ DQAW *

Data Report ☐ PDF ☐ EDD - Specify Format ☐ Other

RSR Reporting Limits (check one) ☐ GA ☐ GB ☐ SWP ☐ Other

Laboratory Certification Needed (check one) ☐ CT ☐ NY ☐ RI ☐ MA

Temp Upon Receipt 4.6 °C Evidence of Cooling: Y (N)

SHEET 1 OF 7

* Additional charge may apply. ** TAT begins when the samples are received at the Lab and all issues are resolved. TAT for samples received after 3 p.m. will start on the next business day.

REV. 06/14

80 Lupes Drive
Stratford, CT 06615

Tel: (203) 377-9984
Fax: (203) 377-9952
e-mail: cet1@cetlabs.com

Client: Mr. Robert Grabarek
Osprey Enviromental
146 East Main St
Clinton, CT 06413

Analytical Report

CET# 5050500

Report Date:May 26, 2015
Project: New Britain PD
PO Number:

Connecticut Laboratory Certificate: PH 0116
Massachussetts laboratory Certificate: M-CT903

New York Certification: 11982
Rhode Island Certification: 199

SAMPLE SUMMARY

The sample(s) were received at 1.2°C.

This report contains analytical data associated with following samples only.

Sample ID	Laboratory ID	Matrix	Collection Date/Time	Receipt Date
P4	5050500-01	Paint Chip	5/01/2015	05/08/2015
P5	5050500-02	Paint Chip	5/01/2015	05/08/2015
P8	5050500-03	Paint Chip	5/01/2015	05/08/2015

Client Sample ID P4
Lab ID: 5050500-01

PCBs by Soxhlet **Analyst: SJ**

Method: EPA 8082A **Matrix: Paint Chip**

Analyte	Result (mg/kg (As Rec))	RL (mg/kg (As Rec))	Dilution	Prep Method	Batch	Prepared	Date/Time Analyzed	Notes
PCB-1016	ND	0.80	4	EPA 3540C	B5E2233	05/18/2015	05/20/2015 12:04	
PCB-1221	ND	0.80	4	EPA 3540C	B5E2233	05/18/2015	05/20/2015 12:04	
PCB-1232	ND	0.80	4	EPA 3540C	B5E2233	05/18/2015	05/20/2015 12:04	
PCB-1242	**2.3**	0.80	4	EPA 3540C	B5E2233	05/18/2015	05/20/2015 12:04	
PCB-1248	**3.1**	0.80	4	EPA 3540C	B5E2233	05/18/2015	05/20/2015 12:04	
PCB-1254	**5.4**	0.80	4	EPA 3540C	B5E2233	05/18/2015	05/20/2015 12:04	
PCB-1260	**3.9**	0.80	4	EPA 3540C	B5E2233	05/18/2015	05/20/2015 12:04	
PCB-1268	ND	0.80	4	EPA 3540C	B5E2233	05/18/2015	05/20/2015 12:04	
PCB-1262	ND	0.80	4	EPA 3540C	B5E2233	05/18/2015	05/20/2015 12:04	
Surrogate: TCMX	*74.5 %*	*50 - 150*			B5E2233	05/18/2015	*05/20/2015 12:04*	
Surrogate: DCB	*111 %*	*50 - 150*			B5E2233	05/18/2015	*05/20/2015 12:04*	

CET # : 5050500
Project: New Britain PD

Client Sample ID P5
Lab ID: 5050500-02

PCBs by Soxhlet **Analyst: SJ**

Method: EPA 8082A **Matrix: Paint Chip**

Analyte	Result (mg/kg (As Rec))	RL (mg/kg (As Rec))	Dilution	Prep Method	Batch	Prepared	Date/Time Analyzed	Notes
PCB-1016	ND	0.80	4	EPA 3540C	B5E2233	05/18/2015	05/20/2015 11:48	
PCB-1221	ND	0.80	4	EPA 3540C	B5E2233	05/18/2015	05/20/2015 11:48	
PCB-1232	ND	0.80	4	EPA 3540C	B5E2233	05/18/2015	05/20/2015 11:48	
PCB-1242	**1.8**	0.80	4	EPA 3540C	B5E2233	05/18/2015	05/20/2015 11:48	
PCB-1248	**2.6**	0.80	4	EPA 3540C	B5E2233	05/18/2015	05/20/2015 11:48	
PCB-1254	**4.0**	0.80	4	EPA 3540C	B5E2233	05/18/2015	05/20/2015 11:48	
PCB-1260	**2.6**	0.80	4	EPA 3540C	B5E2233	05/18/2015	05/20/2015 11:48	
PCB-1268	ND	0.80	4	EPA 3540C	B5E2233	05/18/2015	05/20/2015 11:48	
PCB-1262	ND	0.80	4	EPA 3540C	B5E2233	05/18/2015	05/20/2015 11:48	
Surrogate: TCMX	*67.8 %*	*50 - 150*			B5E2233	05/18/2015	*05/20/2015 11:48*	
Surrogate: DCB	*126 %*	*50 - 150*			B5E2233	05/18/2015	*05/20/2015 11:48*	

Client Sample ID P8
Lab ID: 5050500-03

PCBs by Soxhlet **Analyst: SJ**

Method: EPA 8082A **Matrix: Paint Chip**

Analyte	Result (mg/kg (As Rec))	RL (mg/kg (As Rec))	Dilution	Prep Method	Batch	Prepared	Date/Time Analyzed	Notes
PCB-1016	ND	0.80	4	EPA 3540C	B5E2233	05/18/2015	05/20/2015 00:34	
PCB-1221	ND	0.80	4	EPA 3540C	B5E2233	05/18/2015	05/20/2015 00:34	
PCB-1232	ND	0.80	4	EPA 3540C	B5E2233	05/18/2015	05/20/2015 00:34	
PCB-1242	**4.7**	0.80	4	EPA 3540C	B5E2233	05/18/2015	05/20/2015 00:34	
PCB-1248	**4.0**	0.80	4	EPA 3540C	B5E2233	05/18/2015	05/20/2015 00:34	
PCB-1254	ND	0.80	4	EPA 3540C	B5E2233	05/18/2015	05/20/2015 00:34	
PCB-1260	ND	0.80	4	EPA 3540C	B5E2233	05/18/2015	05/20/2015 00:34	
PCB-1268	ND	0.80	4	EPA 3540C	B5E2233	05/18/2015	05/20/2015 00:34	
PCB-1262	ND	0.80	4	EPA 3540C	B5E2233	05/18/2015	05/20/2015 00:34	
Surrogate: TCMX	*52.6 %*	*50 - 150*			B5E2233	05/18/2015	*05/20/2015 00:34*	
Surrogate: DCB	*56.6 %*	*50 - 150*			B5E2233	05/18/2015	*05/20/2015 00:34*	

Questions related to this report should be directed to David Ditta, Timothy Fusco, or Robert Blake at 203-377-9984.

Sincerely,



David Ditta
Laboratory Director

Report Comments:

Sample Result Flags:
E- The result is estimated, above the calibration range.
H- The surrogate recovery is above the control limits.
L- The surrogate recovery is below the control limits.
B- The compound was detected in the laboratory blank.
P- The Relative Percent Difference (RPD) of dual column analyses exceeds 40%.
D- The RPD between the sample and the sample duplicate is high. Sample Homogenity may be a problem.
+- The Surrogate was diluted out.
*C1- The Continuing Calibration did not meet method specifications and was biased low for this analyte. Increased uncertainty is associated with the reported value which is likely to be biased low.
*C2- The Continuing Calibration did not meet method specifications and was biased high for this analyte. Increased uncertainty is associated with the reported value which is likely to be biased high.
*F1- The Laboratory Control Sample recovery is outside of control limits. Reported value for this analyte is likely to be biased on the low side.
*F2- The Laboratory Control Sample recovery is outside of control limits. Reported value for this analyte is likely to be biased on the high side.
I- The Analyte exceeds %RSD limits for the Initial Calibration. This is a non-directional bias.

All results met standard operating procedures unless indicated by a data qualifier next to a sample result, or a narration in the QC report.

Complete Environmental Testing is only responsible for the certified testing and is not directly responsible for the integrity of the sample before laboratory receipt.

ND is None Detected at the specified detection limit
All analyses were performed in house unless a Reference Laboratory is listed.
Samples will be disposed of 30 days after the report date.

CET # : 5050500

Project: New Britain PD

CERTIFICATIONS

Certified Analyses included in this Report

Analyte	Certifications
EPA 8082A in Solid	
PCB-1016	CT,NY
PCB-1221	CT,NY
PCB-1232	CT,NY
PCB-1242	CT,NY
PCB-1248	CT,NY
PCB-1254	CT,NY
PCB-1260	CT,NY
PCB-1268	CT
PCB-1262	CT

Complete Environmental Testing operates under the following certifications and accreditations:

Code	Description	Number	Expires
CT	Connecticut Public Health	PH0116	09/30/2016
NY	New York Certification (NELAC)	11982	04/01/2015

5050210

CHAIN OF CUSTODY

CET
COMPLETE ENVIRONMENTAL TESTING, INC.

Volatile Soils Only:
Date and Time in Freezer
Client:
CET:

80 Lupes Drive
Stratford, CT 06615
Tel: (203) 377-9984
Fax: (203) 377-9952
e-mail: cet1@cetlabs.com
Bottle Request e-mail: bottleorders@cetlabs.com

Matrix: A=Air, S=Soil, W=Water, DW=Drinking Water, C=Cassette Solid, Wipe, Other (Specify)

Sample ID	Sample Depths (Units)	Collection Date/Time	Matrix	Turnaround Time ** (check one): Same Day *	Next Day *	2-3 Days *	Std (5-7 Days)	Organics: 8260 CT List	8260 Aromatics	8260 Halogens	624	CT ETPH	8270 CT List	8270 PNAs	PCBs	Pesticides	Metals (check all that apply): 13 Priority Poll	8 RCRA	TOTAL	TCLP	SPLP	Field Filtered	Lab To Filter	Additional Analysis: PCB's	Pb TOTAL	TOTAL # OF CONT.	NOTE #
P1		5/1/15					X																	2	2	1	
P2							X																	2	2		
P2.1							X																				
P3																											
P4																											
P5																											
P6																											
P7																											
P8																											
ELEV																										1	

PRESERVATIVE (Cl–HCl, N–HNO_3, S–H_2SO_4, Na–NaOH, C=Cool, O–Other)

CONTAINER TYPE (P–Plastic, G–Glass, V–Vial, O–Other)

Soil VOCs Only (M=MeOH B= Sodium Bisulfate W=Water F= Empty Vial E=Encore)

RELINQUISHED BY:	DATE/TIME	RECEIVED BY:
[signature]	5/8/15 1535	[signature]
[signature]	5-8-15 1625	[signature]

NOTES:

Client / Reporting Information

Company Name: OSPREY
Address:
City State Zip
Report To: E-mail
Phone # Fax #

Project Information

Project Contact: RGrabarek
Project: New Britain PD
Location:
PO #:
Project #:
Collector(s): RGrabarek

QA/QC ☐ Std ☐ Site Specific (MS/MSD) * ☐ RCP Pkg * ☐ DQAW *
Data Report ☐ PDF ☐ EDD - Specify Format ☐ Other
RSR Reporting Limits (check one) ☐ GA ☐ GB ☐ SWP ☐ Other
Laboratory Certification Needed (check one) ☐ CT ☐ NY ☐ RI ☐ MA
Temp Upon Receipt 1.2 °C Evidence of Cooling: (Y) N
SHEET 1 OF 1

* Additional charge may apply. ** TAT begins when the samples are received at the Lab and all issues are resolved. TAT for samples received after 3 p.m. will start on the next business day.

REV. 06/14

EMSL Analytical, Inc.
29 North Plains Highway, Unit # 4, Wallingford, CT 06492
Phone/Fax: 203-284-5948 / (203) 284-5978
http://www.EMSL.com wallingfordlab@emsl.com

EMSL Order:	241502076
CustomerID:	OSPR52
CustomerPO:	
ProjectID:	

Attn: **Robert Grabarek**
Osprey Environmental Engineering, LLC
146 East Main Street

Clinton, CT 06413

Phone:	(860) 669-8651
Fax:	(860) 664-3751
Received:	05/19/15 2:00 PM
Analysis Date:	5/28/2015
Collected:	5/15/2015

Project: **ASBESTOS SURVEY FORMER NEW BRITAIN POLICE STATION**

Test Report: Asbestos Analysis of Bulk Materials via EPA 600/R-93/116 Method using Polarized Light Microscopy

			Non-Asbestos			Asbestos
Sample	**Description**	**Appearance**	**% Fibrous**		**% Non-Fibrous**	**% Type**
1A *241502076-0001*	Floor 1 - floor tile 9" brown w/black streaks	Brown Non-Fibrous Homogeneous			92% Non-fibrous (other)	**8% Chrysotile**
1B *241502076-0002*	Floor 1 - floor tile 9" brown w/black streaks					**Stop Positive (Not Analyzed)**
1C *241502076-0003*	Floor 1 - floor tile 9" brown w/black streaks					**Stop Positive (Not Analyzed)**
2A *241502076-0004*	Floor 1 - mastic black under #1	Black Non-Fibrous Homogeneous	5% Cellulose		89% Non-fibrous (other)	**6% Chrysotile**
2B *241502076-0005*	Floor 1 - mastic black under #1					**Stop Positive (Not Analyzed)**
2C *241502076-0006*	Floor 1 - mastic black under #1					**Stop Positive (Not Analyzed)**
3A *241502076-0007*	Floor 1 - ceiling tile 2x2 wormwood	Tan Fibrous Homogeneous	30% Cellulose 40% Min. Wool		30% Non-fibrous (other)	**None Detected**
3B *241502076-0008*	Floor 1 - ceiling tile 2x2 wormwood	Tan Fibrous Homogeneous	25% Cellulose 40% Min. Wool		35% Non-fibrous (other)	**None Detected**
3C *241502076-0009*	Floor 1 - ceiling tile 2x2 wormwood	Gray/White Fibrous Homogeneous	50% Min. Wool 30% Cellulose		20% Non-fibrous (other)	**None Detected**

Analyst(s)

Benjamin verghese (41) *Clarissa Turton (34)* *Juli Patel (67)*
Christian Strey (24) *Daniel Fricker (27)* *Samantha Rundstorm (5)*

Gloria V. Oriol, Laboratory Manager
or other approved signatory

EMSL maintains liability limited to cost of analysis. This report relates only to the samples reported and may not be reproduced, except in full, without written approval by EMSL. EMSL bears no responsibility for sample collection activities or analytical method limitations. Interpretation and use of test results are the responsibility of the client. This report must not be used by the client to claim product certification, approval, or endorsement by NVLAP, NIST or any agency of the federal government. Non-friable organically bound materials present a problem matrix and therefore EMSL recommends gravimetric reduction prior to analysis. Samples received in good condition unless otherwise noted. Estimated accuracy, precision and uncertainty data available upon request. Unless requested by the client, building materials manufactured with multiple layers (i.e. linoleum, wallboard, etc.) are reported as a single sample. Reporting limit is 1%

Samples analyzed by EMSL Analytical, Inc. Cinnaminson, NJ NVLAP Lab Code 101048-0, AIHA-LAP, LLC-IHLAP Lab 100194, NYS ELAP 10872, NJ DEP 03036, PA ID# 68-00367

Initial report from 05/28/2015 17:09:15

EMSL Analytical, Inc.
29 North Plains Highway, Unit # 4, Wallingford, CT 06492
Phone/Fax: 203-284-5948 / (203) 284-5978
http://www.EMSL.com wallingfordlab@emsl.com

EMSL Order:	241502076
CustomerID:	OSPR52
CustomerPO:	
ProjectID:	

Attn: **Robert Grabarek**
Osprey Environmental Engineering, LLC
146 East Main Street

Clinton, CT 06413

Phone:	(860) 669-8651
Fax:	(860) 664-3751
Received:	05/19/15 2:00 PM
Analysis Date:	5/28/2015
Collected:	5/15/2015

Project: **ASBESTOS SURVEY FORMER NEW BRITAIN POLICE STATION**

Test Report: Asbestos Analysis of Bulk Materials via EPA 600/R-93/116 Method using Polarized Light Microscopy

			Non-Asbestos		Asbestos
Sample	**Description**	**Appearance**	**% Fibrous**	**% Non-Fibrous**	**% Type**
4A *241502076-0010*	Floor 1- on beams - spray on insulation	White Fibrous Homogeneous	50% Min. Wool	15% Non-fibrous (other)	**35% Chrysotile**
4B *241502076-0011*	Floor 1- on beams - spray on insulation				**Stop Positive (Not Analyzed)**
4C *241502076-0012*	Floor 1- on beams - spray on insulation				**Stop Positive (Not Analyzed)**
4D *241502076-0013*	Floor 1- on beams - spray on insulation				**Stop Positive (Not Analyzed)**
4E *241502076-0014*	Floor 1- on beams - spray on insulation				**Stop Positive (Not Analyzed)**
5A *241502076-0015*	Floor 1 - paint blue on masonry	Brown/Blue Non-Fibrous Homogeneous		100% Non-fibrous (other)	**None Detected**
5B *241502076-0016*	Floor 1 - paint blue on masonry	Brown/Blue Non-Fibrous Homogeneous		100% Non-fibrous (other)	**None Detected**
5C *241502076-0017*	Floor 1 - paint blue on masonry	Brown/Blue Non-Fibrous Homogeneous		100% Non-fibrous (other)	**None Detected**
6A-Cove Base *241502076-0018*	Floor 1 - base cove black w/mastic tan	Black Non-Fibrous Homogeneous		100% Non-fibrous (other)	**None Detected**

Analyst(s)

Benjamin verghese (41) *Clarissa Turton (34)* *Juli Patel (67)*
Christian Strey (24) *Daniel Fricker (27)* *Samantha Rundstorm (5)*

Gloria V. Oriol, Laboratory Manager
or other approved signatory

EMSL maintains liability limited to cost of analysis. This report relates only to the samples reported and may not be reproduced, except in full, without written approval by EMSL. EMSL bears no responsibility for sample collection activities or analytical method limitations. Interpretation and use of test results are the responsibility of the client. This report must not be used by the client to claim product certification, approval, or endorsement by NVLAP, NIST or any agency of the federal government. Non-friable organically bound materials present a problem matrix and therefore EMSL recommends gravimetric reduction prior to analysis. Samples received in good condition unless otherwise noted. Estimated accuracy, precision and uncertainty data available upon request. Unless requested by the client, building materials manufactured with multiple layers (i.e. linoleum, wallboard, etc.) are reported as a single sample. Reporting limit is 1%

Samples analyzed by EMSL Analytical, Inc. Cinnaminson, NJ NVLAP Lab Code 101048-0, AIHA-LAP, LLC-IHLAP Lab 100194, NYS ELAP 10872, NJ DEP 03036, PA ID# 68-00367

Initial report from 05/28/2015 17:09:15

EMSL Analytical, Inc.
29 North Plains Highway, Unit # 4, Wallingford, CT 06492
Phone/Fax: 203-284-5948 / (203) 284-5978
http://www.EMSL.com wallingfordlab@emsl.com

EMSL Order:	241502076
CustomerID:	OSPR52
CustomerPO:	
ProjectID:	

Attn: **Robert Grabarek**
Osprey Environmental Engineering, LLC
146 East Main Street

Clinton, CT 06413

Phone:	(860) 669-8651
Fax:	(860) 664-3751
Received:	05/19/15 2:00 PM
Analysis Date:	5/28/2015
Collected:	5/15/2015

Project: **ASBESTOS SURVEY FORMER NEW BRITAIN POLICE STATION**

Test Report: Asbestos Analysis of Bulk Materials via EPA 600/R-93/116 Method using Polarized Light Microscopy

			Non-Asbestos				Asbestos
Sample	**Description**	**Appearance**	**% Fibrous**		**% Non-Fibrous**		**% Type**
6A-Mastic *241502076-0018A*	Floor 1 - base cove black w/mastic tan	Tan Non-Fibrous Homogeneous			100%	Non-fibrous (other)	**None Detected**
6B-Cove Base *241502076-0019*	Floor 1 - base cove black w/mastic tan	Black Non-Fibrous Homogeneous			100%	Non-fibrous (other)	**None Detected**
6B-Mastic *241502076-0019A*	Floor 1 - base cove black w/mastic tan	Tan Non-Fibrous Homogeneous			100%	Non-fibrous (other)	**None Detected**
6C-Cove Base *241502076-0020*	Floor 1 - base cove black w/mastic tan	Black Non-Fibrous Homogeneous			100%	Non-fibrous (other)	**None Detected**
6C-Mastic *241502076-0020A*	Floor 1 - base cove black w/mastic tan	Brown/Tan Non-Fibrous Homogeneous			100%	Non-fibrous (other)	**None Detected**
7A *241502076-0021*	Floor 1 - wallboard dot patter	Brown Fibrous Homogeneous	95%	Cellulose	5%	Non-fibrous (other)	**None Detected**
7B *241502076-0022*	Floor 1 - wallboard dot patter	Brown Fibrous Homogeneous	95%	Cellulose	5%	Non-fibrous (other)	**None Detected**
7C *241502076-0023*	Floor 1 - wallboard dot patter	Brown Fibrous Homogeneous	80%	Cellulose	20%	Non-fibrous (other)	**None Detected**

Analyst(s)

Benjamin verghese (41) *Clarissa Turton (34)* *Juli Patel (67)*
Christian Strey (24) *Daniel Fricker (27)* *Samantha Rundstorm (5)*

Gloria V. Oriol, Laboratory Manager
or other approved signatory

EMSL maintains liability limited to cost of analysis. This report relates only to the samples reported and may not be reproduced, except in full, without written approval by EMSL. EMSL bears no responsibility for sample collection activities or analytical method limitations. Interpretation and use of test results are the responsibility of the client. This report must not be used by the client to claim product certification, approval, or endorsement by NVLAP, NIST or any agency of the federal government. Non-friable organically bound materials present a problem matrix and therefore EMSL recommends gravimetric reduction prior to analysis. Samples received in good condition unless otherwise noted. Estimated accuracy, precision and uncertainty data available upon request. Unless requested by the client, building materials manufactured with multiple layers (i.e. linoleum, wallboard, etc.) are reported as a single sample. Reporting limit is 1%

Samples analyzed by EMSL Analytical, Inc. Cinnaminson, NJ NVLAP Lab Code 101048-0, AIHA-LAP, LLC-IHLAP Lab 100194, NYS ELAP 10872, NJ DEP 03036, PA ID# 68-00367

Initial report from 05/28/2015 17:09:15

EMSL Analytical, Inc.
29 North Plains Highway, Unit # 4, Wallingford, CT 06492
Phone/Fax: 203-284-5948 / (203) 284-5978
http://www.EMSL.com wallingfordlab@emsl.com

EMSL Order:	241502076
CustomerID:	OSPR52
CustomerPO:	
ProjectID:	

Attn: **Robert Grabarek**
Osprey Environmental Engineering, LLC
146 East Main Street

Clinton, CT 06413

Phone:	(860) 669-8651
Fax:	(860) 664-3751
Received:	05/19/15 2:00 PM
Analysis Date:	5/28/2015
Collected:	5/15/2015

Project: **ASBESTOS SURVEY FORMER NEW BRITAIN POLICE STATION**

Test Report: Asbestos Analysis of Bulk Materials via EPA 600/R-93/116 Method using Polarized Light Microscopy

			Non-Asbestos			Asbestos
Sample	**Description**	**Appearance**	**% Fibrous**		**% Non-Fibrous**	**% Type**
8A *241502076-0024*	Floor 1 - rug mastic brown	Brown Non-Fibrous Homogeneous			98% Non-fibrous (other)	**2% Chrysotile**
8B *241502076-0025*	Floor 1 - rug mastic brown					**Stop Positive (Not Analyzed)**
8C *241502076-0026*	Floor 1 - rug mastic brown					**Stop Positive (Not Analyzed)**
9A-Wrap *241502076-0027*	Floor 1 - pipe insulation brown	Brown/Tan/Black Fibrous Homogeneous	80% Cellulose 5% Glass		15% Non-fibrous (other)	**None Detected**
9A-Insulation *241502076-0027A*	Floor 1 - pipe insulation brown	Yellow Fibrous Homogeneous	80% Glass 5% Cellulose		15% Non-fibrous (other)	**None Detected**
9B-Wrap *241502076-0028*	Floor 1 - pipe insulation brown	Brown/Tan/Black Fibrous Homogeneous	85% Cellulose 10% Glass		5% Non-fibrous (other)	**None Detected**
9B-Insulation *241502076-0028A*	Floor 1 - pipe insulation brown	Yellow Fibrous Homogeneous	85% Glass 5% Cellulose		10% Non-fibrous (other)	**None Detected**
9C-Wrap *241502076-0029*	Floor 1 - pipe insulation brown	Brown/Black Fibrous Homogeneous	70% Cellulose		30% Non-fibrous (other)	**None Detected**
9C-Insulation *241502076-0029A*	Floor 1 - pipe insulation brown	Yellow Fibrous Homogeneous	60% Glass		40% Non-fibrous (other)	**None Detected**

Analyst(s)

Benjamin verghese (41) *Clarissa Turton (34)* *Juli Patel (67)*
Christian Strey (24) *Daniel Fricker (27)* *Samantha Rundstorm (5)*

Gloria V. Oriol, Laboratory Manager
or other approved signatory

EMSL maintains liability limited to cost of analysis. This report relates only to the samples reported and may not be reproduced, except in full, without written approval by EMSL. EMSL bears no responsibility for sample collection activities or analytical method limitations. Interpretation and use of test results are the responsibility of the client. This report must not be used by the client to claim product certification, approval, or endorsement by NVLAP, NIST or any agency of the federal government. Non-friable organically bound materials present a problem matrix and therefore EMSL recommends gravimetric reduction prior to analysis. Samples received in good condition unless otherwise noted. Estimated accuracy, precision and uncertainty data available upon request. Unless requested by the client, building materials manufactured with multiple layers (i.e. linoleum, wallboard, etc.) are reported as a single sample. Reporting limit is 1%

Samples analyzed by EMSL Analytical, Inc. Cinnaminson, NJ NVLAP Lab Code 101048-0, AIHA-LAP, LLC-IHLAP Lab 100194, NYS ELAP 10872, NJ DEP 03036, PA ID# 68-00367

Initial report from 05/28/2015 17:09:15

EMSL Analytical, Inc.
29 North Plains Highway, Unit # 4, Wallingford, CT 06492
Phone/Fax: 203-284-5948 / (203) 284-5978
http://www.EMSL.com wallingfordlab@emsl.com

EMSL Order:	241502076
CustomerID:	OSPR52
CustomerPO:	
ProjectID:	

Attn: **Robert Grabarek**
Osprey Environmental Engineering, LLC
146 East Main Street

Clinton, CT 06413

Phone:	(860) 669-8651
Fax:	(860) 664-3751
Received:	05/19/15 2:00 PM
Analysis Date:	5/28/2015
Collected:	5/15/2015

Project: **ASBESTOS SURVEY FORMER NEW BRITAIN POLICE STATION**

Test Report: Asbestos Analysis of Bulk Materials via EPA 600/R-93/116 Method using Polarized Light Microscopy

			Non-Asbestos				Asbestos
Sample	**Description**	**Appearance**	**% Fibrous**		**% Non-Fibrous**		**% Type**
10A *241502076-0030*	Floor 1 - terrazzo flooring	Various Non-Fibrous Homogeneous			100%	Non-fibrous (other)	**None Detected**
10B *241502076-0031*	Floor 1 - terrazzo flooring	Various Non-Fibrous Homogeneous			100%	Non-fibrous (other)	**None Detected**
10C *241502076-0032*	Floor 1 - terrazzo flooring	Gray/White Non-Fibrous Homogeneous			100%	Non-fibrous (other)	**None Detected**
11A-Insulation *241502076-0033*	Floor 1 - pipe insulation grey	Black Fibrous Homogeneous	90%	Cellulose	10%	Non-fibrous (other)	**None Detected**
11A-Rubber Membrane *241502076-0033A*	Floor 1 - pipe insulation grey	Black Fibrous Homogeneous	10%	Cellulose	90%	Non-fibrous (other)	**None Detected**
11B-Insulation *241502076-0034*	Floor 1 - pipe insulation grey	Brown/White/Black Fibrous Homogeneous	90%	Cellulose	10%	Non-fibrous (other)	**None Detected**
11B-Rubber Membrane *241502076-0034A*	Floor 1 - pipe insulation grey	Black Non-Fibrous Homogeneous	5%	Cellulose	95%	Non-fibrous (other)	**None Detected**
11C-Insulation *241502076-0035*	Floor 1 - pipe insulation grey	Brown/White Fibrous Homogeneous	90%	Cellulose	10%	Non-fibrous (other)	**None Detected**

Analyst(s)

Benjamin verghese (41) *Clarissa Turton (34)* *Juli Patel (67)*
Christian Strey (24) *Daniel Fricker (27)* *Samantha Rundstorm (5)*

Gloria V. Oriol, Laboratory Manager
or other approved signatory

EMSL maintains liability limited to cost of analysis. This report relates only to the samples reported and may not be reproduced, except in full, without written approval by EMSL. EMSL bears no responsibility for sample collection activities or analytical method limitations. Interpretation and use of test results are the responsibility of the client. This report must not be used by the client to claim product certification, approval, or endorsement by NVLAP, NIST or any agency of the federal government. Non-friable organically bound materials present a problem matrix and therefore EMSL recommends gravimetric reduction prior to analysis. Samples received in good condition unless otherwise noted. Estimated accuracy, precision and uncertainty data available upon request. Unless requested by the client, building materials manufactured with multiple layers (i.e. linoleum, wallboard, etc.) are reported as a single sample. Reporting limit is 1%

Samples analyzed by EMSL Analytical, Inc. Cinnaminson, NJ NVLAP Lab Code 101048-0, AIHA-LAP, LLC-IHLAP Lab 100194, NYS ELAP 10872, NJ DEP 03036, PA ID# 68-00367

Initial report from 05/28/2015 17:09:15

EMSL Analytical, Inc.
29 North Plains Highway, Unit # 4, Wallingford, CT 06492
Phone/Fax: 203-284-5948 / (203) 284-5978
http://www.EMSL.com wallingfordlab@emsl.com

EMSL Order: 241502076
CustomerID: OSPR52
CustomerPO:
ProjectID:

Attn: **Robert Grabarek**
Osprey Environmental Engineering, LLC
146 East Main Street

Clinton, CT 06413

Phone: (860) 669-8651
Fax: (860) 664-3751
Received: 05/19/15 2:00 PM
Analysis Date: 5/28/2015
Collected: 5/15/2015

Project: **ASBESTOS SURVEY FORMER NEW BRITAIN POLICE STATION**

Test Report: Asbestos Analysis of Bulk Materials via EPA 600/R-93/116 Method using Polarized Light Microscopy

Sample	Description	Appearance	Non-Asbestos % Fibrous	Non-Asbestos % Non-Fibrous	Asbestos % Type
11C-Rubber Membrane *241502076-0035A*	Floor 1 - pipe insulation grey	Black Non-Fibrous Homogeneous	5% Cellulose	95% Non-fibrous (other)	**None Detected**
12A *241502076-0036*	Floor 1- bathrooms - wall grout grey	Gray Non-Fibrous Homogeneous		100% Non-fibrous (other)	**<1% Chrysotile**
		Composite of grout and attached insulation			
12B *241502076-0037*	Floor 1- bathrooms - wall grout grey	Gray Non-Fibrous Homogeneous		100% Non-fibrous (other)	**<1% Chrysotile**
		Composite of grout and attached insulation			
12C *241502076-0038*	Floor 1- bathrooms - wall grout grey	Gray Non-Fibrous Homogeneous		100% Non-fibrous (other)	**None Detected**
		The sample group is not homogeneous			
13A *241502076-0039*	Floor 1- bathrooms - floor grout grey	Gray Non-Fibrous Homogeneous		100% Non-fibrous (other)	**None Detected**
13B *241502076-0040*	Floor 1- bathrooms - floor grout grey	Gray Non-Fibrous Homogeneous		100% Non-fibrous (other)	**None Detected**
13C *241502076-0041*	Floor 1- bathrooms - floor grout grey	Gray Non-Fibrous Homogeneous		100% Non-fibrous (other)	**None Detected**
14A-Floor Tile *241502076-0042*	Floor 1 - floor tile 9' green w/mastic black	Green Non-Fibrous Homogeneous		97% Non-fibrous (other)	**3% Chrysotile**

Analyst(s)

Benjamin verghese (41) *Clarissa Turton (34)* *Juli Patel (67)*
Christian Strey (24) *Daniel Fricker (27)* *Samantha Rundstorm (5)*

Gloria V. Oriol, Laboratory Manager
or other approved signatory

EMSL maintains liability limited to cost of analysis. This report relates only to the samples reported and may not be reproduced, except in full, without written approval by EMSL. EMSL bears no responsibility for sample collection activities or analytical method limitations. Interpretation and use of test results are the responsibility of the client. This report must not be used by the client to claim product certification, approval, or endorsement by NVLAP, NIST or any agency of the federal government. Non-friable organically bound materials present a problem matrix and therefore EMSL recommends gravimetric reduction prior to analysis. Samples received in good condition unless otherwise noted. Estimated accuracy, precision and uncertainty data available upon request. Unless requested by the client, building materials manufactured with multiple layers (i.e. linoleum, wallboard, etc.) are reported as a single sample. Reporting limit is 1%

Samples analyzed by EMSL Analytical, Inc. Cinnaminson, NJ NVLAP Lab Code 101048-0, AIHA-LAP, LLC-IHLAP Lab 100194, NYS ELAP 10872, NJ DEP 03036, PA ID# 68-00367

Initial report from 05/28/2015 17:09:15

EMSL Analytical, Inc.
29 North Plains Highway, Unit # 4, Wallingford, CT 06492
Phone/Fax: 203-284-5948 / (203) 284-5978
http://www.EMSL.com wallingfordlab@emsl.com

EMSL Order: 241502076
CustomerID: OSPR52
CustomerPO:
ProjectID:

Attn: **Robert Grabarek**
Osprey Environmental Engineering, LLC
146 East Main Street

Clinton, CT 06413

Phone: (860) 669-8651
Fax: (860) 664-3751
Received: 05/19/15 2:00 PM
Analysis Date: 5/28/2015
Collected: 5/15/2015

Project: **ASBESTOS SURVEY FORMER NEW BRITAIN POLICE STATION**

Test Report: Asbestos Analysis of Bulk Materials via EPA 600/R-93/116 Method using Polarized Light Microscopy

			Non-Asbestos		Asbestos
Sample	**Description**	**Appearance**	**% Fibrous**	**% Non-Fibrous**	**% Type**
14A-Mastic *241502076-0042A*	Floor 1 - floor tile 9' green w/mastic black	Black Non-Fibrous Homogeneous		95% Non-fibrous (other)	**5% Chrysotile**
14B-Floor Tile *241502076-0043*	Floor 1 - floor tile 9' green w/mastic black				**Stop Positive (Not Analyzed)**
14B-Mastic *241502076-0043A*	Floor 1 - floor tile 9' green w/mastic black				**Stop Positive (Not Analyzed)**
14C-Floor Tile *241502076-0044*	Floor 1 - floor tile 9' green w/mastic black				**Stop Positive (Not Analyzed)**
14C-Mastic *241502076-0044A*	Floor 1 - floor tile 9' green w/mastic black				**Stop Positive (Not Analyzed)**
15A *241502076-0045*	Floor 1 - rug tile 12" self adhesive	Gray Non-Fibrous Homogeneous	Recommend TEM	100% Non-fibrous (other)	**None Detected**
15B *241502076-0046*	Floor 1 - rug tile 12" self adhesive	Gray Non-Fibrous Homogeneous	Recommend TEM	100% Non-fibrous (other)	**None Detected**
15C *241502076-0047*	Floor 1 - rug tile 12" self adhesive	Gray/White Non-Fibrous Homogeneous	Recommend TEM	100% Non-fibrous (other)	**None Detected**

Analyst(s)

Benjamin verghese (41) *Clarissa Turton (34)* *Juli Patel (67)*
Christian Strey (24) *Daniel Fricker (27)* *Samantha Rundstorm (5)*

Gloria V. Oriol, Laboratory Manager
or other approved signatory

EMSL maintains liability limited to cost of analysis. This report relates only to the samples reported and may not be reproduced, except in full, without written approval by EMSL. EMSL bears no responsibility for sample collection activities or analytical method limitations. Interpretation and use of test results are the responsibility of the client. This report must not be used by the client to claim product certification, approval, or endorsement by NVLAP, NIST or any agency of the federal government. Non-friable organically bound materials present a problem matrix and therefore EMSL recommends gravimetric reduction prior to analysis. Samples received in good condition unless otherwise noted. Estimated accuracy, precision and uncertainty data available upon request. Unless requested by the client, building materials manufactured with multiple layers (i.e. linoleum, wallboard, etc.) are reported as a single sample. Reporting limit is 1%

Samples analyzed by EMSL Analytical, Inc. Cinnaminson, NJ NVLAP Lab Code 101048-0, AIHA-LAP, LLC-IHLAP Lab 100194, NYS ELAP 10872, NJ DEP 03036, PA ID# 68-00367

Initial report from 05/28/2015 17:09:15

EMSL Analytical, Inc.
29 North Plains Highway, Unit # 4, Wallingford, CT 06492
Phone/Fax: 203-284-5948 / (203) 284-5978
http://www.EMSL.com wallingfordlab@emsl.com

EMSL Order:	241502076
CustomerID:	OSPR52
CustomerPO:	
ProjectID:	

Attn: **Robert Grabarek**
Osprey Environmental Engineering, LLC
146 East Main Street

Clinton, CT 06413

Phone:	(860) 669-8651
Fax:	(860) 664-3751
Received:	05/19/15 2:00 PM
Analysis Date:	5/28/2015
Collected:	5/15/2015

Project: **ASBESTOS SURVEY FORMER NEW BRITAIN POLICE STATION**

Test Report: Asbestos Analysis of Bulk Materials via EPA 600/R-93/116 Method using Polarized Light Microscopy

			Non-Asbestos				Asbestos
Sample	**Description**	**Appearance**	**% Fibrous**		**% Non-Fibrous**		**% Type**
16A-Carpet *241502076-0048*	Floor 1 - floor tile 12" white self adhesive	Various/Black Fibrous Homogeneous	20%	Synthetic	80%	Non-fibrous (other)	**None Detected**
		Sample appears to be carpet rather than floor tile					
16A-Adhesive *241502076-0048A*	Floor 1 - floor tile 12" white self adhesive	Clear Non-Fibrous Homogeneous			100%	Non-fibrous (other)	**None Detected**
16B-Carpet *241502076-0049*	Floor 1 - floor tile 12" white self adhesive	Various/Black Fibrous Homogeneous	20%	Synthetic	80%	Non-fibrous (other)	**None Detected**
		Sample appears to be carpet rather than floor tile					
16B-Adhesive *241502076-0049A*	Floor 1 - floor tile 12" white self adhesive	Clear Non-Fibrous Homogeneous			100%	Non-fibrous (other)	**None Detected**
16C-Carpet *241502076-0050*	Floor 1 - floor tile 12" white self adhesive	Various/Black Fibrous Homogeneous	50%	Synthetic	50%	Non-fibrous (other)	**None Detected**
		Sample appears to be carpet rather than floor tile					
16C-Adhesive *241502076-0050A*	Floor 1 - floor tile 12" white self adhesive	Clear Non-Fibrous Homogeneous			100%	Non-fibrous (other)	**None Detected**
17A-Floor Tile *241502076-0051*	Floor 1 - floor tile 12" brown stone	Brown/Black Non-Fibrous Homogeneous			100%	Non-fibrous (other)	**None Detected**
17A-Mastic *241502076-0051A*	Floor 1 - floor tile 12" brown stone	Yellow Non-Fibrous Homogeneous			100%	Non-fibrous (other)	**None Detected**

Analyst(s)

Benjamin verghese (41) *Clarissa Turton (34)* *Juli Patel (67)*
Christian Strey (24) *Daniel Fricker (27)* *Samantha Rundstorm (5)*

Gloria V. Oriol, Laboratory Manager
or other approved signatory

EMSL maintains liability limited to cost of analysis. This report relates only to the samples reported and may not be reproduced, except in full, without written approval by EMSL. EMSL bears no responsibility for sample collection activities or analytical method limitations. Interpretation and use of test results are the responsibility of the client. This report must not be used by the client to claim product certification, approval, or endorsement by NVLAP, NIST or any agency of the federal government. Non-friable organically bound materials present a problem matrix and therefore EMSL recommends gravimetric reduction prior to analysis. Samples received in good condition unless otherwise noted. Estimated accuracy, precision and uncertainty data available upon request. Unless requested by the client, building materials manufactured with multiple layers (i.e. linoleum, wallboard, etc.) are reported as a single sample. Reporting limit is 1%

Samples analyzed by EMSL Analytical, Inc. Cinnaminson, NJ NVLAP Lab Code 101048-0, AIHA-LAP, LLC-IHLAP Lab 100194, NYS ELAP 10872, NJ DEP 03036, PA ID# 68-00367

Initial report from 05/28/2015 17:09:15

EMSL Analytical, Inc.
29 North Plains Highway, Unit # 4, Wallingford, CT 06492
Phone/Fax: 203-284-5948 / (203) 284-5978
http://www.EMSL.com wallingfordlab@emsl.com

EMSL Order: 241502076
CustomerID: OSPR52
CustomerPO:
ProjectID:

Attn: **Robert Grabarek**
Osprey Environmental Engineering, LLC
146 East Main Street

Clinton, CT 06413

Phone: (860) 669-8651
Fax: (860) 664-3751
Received: 05/19/15 2:00 PM
Analysis Date: 5/28/2015
Collected: 5/15/2015

Project: **ASBESTOS SURVEY FORMER NEW BRITAIN POLICE STATION**

Test Report: Asbestos Analysis of Bulk Materials via EPA 600/R-93/116 Method using Polarized Light Microscopy

			Non-Asbestos				Asbestos
Sample	**Description**	**Appearance**	**% Fibrous**		**% Non-Fibrous**		**% Type**
17B-Floor Tile *241502076-0052*	Floor 1 - floor tile 12" brown stone	Brown/Black Non-Fibrous Homogeneous			100%	Non-fibrous (other)	**None Detected**
17B-Mastic *241502076-0052A*	Floor 1 - floor tile 12" brown stone	Yellow Non-Fibrous Homogeneous			100%	Non-fibrous (other)	**None Detected**
17C-Floor Tile *241502076-0053*	Floor 1 - floor tile 12" brown stone	Brown/Black Non-Fibrous Homogeneous	2%	Synthetic	98%	Non-fibrous (other)	**None Detected**
17C-Mastic *241502076-0053A*	Floor 1 - floor tile 12" brown stone	Yellow Non-Fibrous Homogeneous			100%	Non-fibrous (other)	**None Detected**
18A *241502076-0054*	Floor 1- suspended ceilings - ceiling tile 2x4 wormwood	Gray Fibrous Homogeneous	35% 45%	Cellulose Min. Wool	20%	Non-fibrous (other)	**None Detected**
18B *241502076-0055*	Floor 1- suspended ceilings - ceiling tile 2x4 wormwood	Gray Fibrous Homogeneous	40% 40%	Cellulose Min. Wool	20%	Non-fibrous (other)	**None Detected**
18C *241502076-0056*	Floor 1- suspended ceilings - ceiling tile 2x4 wormwood	Gray Fibrous Homogeneous	40% 40%	Min. Wool Cellulose	20%	Non-fibrous (other)	**None Detected**
19A *241502076-0057*	Floor 1 - elevated floor tile brown						**Insufficient Material**

Analyst(s)

Benjamin verghese (41) *Clarissa Turton (34)* *Juli Patel (67)*
Christian Strey (24) *Daniel Fricker (27)* *Samantha Rundstorm (5)*

Gloria V. Oriol, Laboratory Manager
or other approved signatory

EMSL maintains liability limited to cost of analysis. This report relates only to the samples reported and may not be reproduced, except in full, without written approval by EMSL. EMSL bears no responsibility for sample collection activities or analytical method limitations. Interpretation and use of test results are the responsibility of the client. This report must not be used by the client to claim product certification, approval, or endorsement by NVLAP, NIST or any agency of the federal government. Non-friable organically bound materials present a problem matrix and therefore EMSL recommends gravimetric reduction prior to analysis. Samples received in good condition unless otherwise noted. Estimated accuracy, precision and uncertainty data available upon request. Unless requested by the client, building materials manufactured with multiple layers (i.e. linoleum, wallboard, etc.) are reported as a single sample. Reporting limit is 1%

Samples analyzed by EMSL Analytical, Inc. Cinnaminson, NJ NVLAP Lab Code 101048-0, AIHA-LAP, LLC-IHLAP Lab 100194, NYS ELAP 10872, NJ DEP 03036, PA ID# 68-00367

Initial report from 05/28/2015 17:09:15

EMSL Analytical, Inc.
29 North Plains Highway, Unit # 4, Wallingford, CT 06492
Phone/Fax: 203-284-5948 / (203) 284-5978
http://www.EMSL.com wallingfordlab@emsl.com

EMSL Order:	241502076
CustomerID:	OSPR52
CustomerPO:	
ProjectID:	

Attn: **Robert Grabarek**
Osprey Environmental Engineering, LLC
146 East Main Street

Clinton, CT 06413

Phone:	(860) 669-8651
Fax:	(860) 664-3751
Received:	05/19/15 2:00 PM
Analysis Date:	5/28/2015
Collected:	5/15/2015

Project: **ASBESTOS SURVEY FORMER NEW BRITAIN POLICE STATION**

Test Report: Asbestos Analysis of Bulk Materials via EPA 600/R-93/116 Method using Polarized Light Microscopy

			Non-Asbestos		Asbestos
Sample	**Description**	**Appearance**	**% Fibrous**	**% Non-Fibrous**	**% Type**
19B-Floor Tile *241502076-0058*	Floor 1 - elevated floor tile brown	Gray/White Non-Fibrous Homogeneous		100% Non-fibrous (other) Sample appears to be formica	**None Detected**
19B-Mastic *241502076-0058A*	Floor 1 - elevated floor tile brown	Yellow Non-Fibrous Homogeneous		100% Non-fibrous (other)	**None Detected**
19C-Floor Tile *241502076-0059*	Floor 1 - elevated floor tile brown	Brown/White Non-Fibrous Homogeneous	10% Cellulose	90% Non-fibrous (other) Sample appears to be formica	**None Detected**
19C-Mastic *241502076-0059A*	Floor 1 - elevated floor tile brown	Yellow/Green Non-Fibrous Homogeneous		100% Non-fibrous (other)	**None Detected**
20A *241502076-0060*	Floor 1 - elevated floor frame base mastic	Black Non-Fibrous Homogeneous		100% Non-fibrous (other)	**None Detected**
20B *241502076-0061*	Floor 1 - elevated floor frame base mastic	Black Non-Fibrous Homogeneous		100% Non-fibrous (other)	**None Detected**
20C *241502076-0062*	Floor 1 - elevated floor frame base mastic	Black Non-Fibrous Homogeneous		100% Non-fibrous (other)	**None Detected**
21A-Skim Coat *241502076-0063*	Floor all - plaster white w/green base coat	White Non-Fibrous Homogeneous		100% Non-fibrous (other)	**None Detected**

Analyst(s)

Benjamin verghese (41) *Clarissa Turton (34)* *Juli Patel (67)*
Christian Strey (24) *Daniel Fricker (27)* *Samantha Rundstorm (5)*

Gloria V. Oriol, Laboratory Manager
or other approved signatory

EMSL maintains liability limited to cost of analysis. This report relates only to the samples reported and may not be reproduced, except in full, without written approval by EMSL. EMSL bears no responsibility for sample collection activities or analytical method limitations. Interpretation and use of test results are the responsibility of the client. This report must not be used by the client to claim product certification, approval, or endorsement by NVLAP, NIST or any agency of the federal government. Non-friable organically bound materials present a problem matrix and therefore EMSL recommends gravimetric reduction prior to analysis. Samples received in good condition unless otherwise noted. Estimated accuracy, precision and uncertainty data available upon request. Unless requested by the client, building materials manufactured with multiple layers (i.e. linoleum, wallboard, etc.) are reported as a single sample. Reporting limit is 1%

Samples analyzed by EMSL Analytical, Inc. Cinnaminson, NJ NVLAP Lab Code 101048-0, AIHA-LAP, LLC-IHLAP Lab 100194, NYS ELAP 10872, NJ DEP 03036, PA ID# 68-00367

Initial report from 05/28/2015 17:09:15

EMSL Analytical, Inc.
29 North Plains Highway, Unit # 4, Wallingford, CT 06492
Phone/Fax: 203-284-5948 / (203) 284-5978
http://www.EMSL.com wallingfordlab@emsl.com

EMSL Order:	241502076
CustomerID:	OSPR52
CustomerPO:	
ProjectID:	

Attn: **Robert Grabarek**
Osprey Environmental Engineering, LLC
146 East Main Street

Clinton, CT 06413

Phone:	(860) 669-8651
Fax:	(860) 664-3751
Received:	05/19/15 2:00 PM
Analysis Date:	5/28/2015
Collected:	5/15/2015

Project: **ASBESTOS SURVEY FORMER NEW BRITAIN POLICE STATION**

Test Report: Asbestos Analysis of Bulk Materials via EPA 600/R-93/116 Method using Polarized Light Microscopy

			Non-Asbestos		Asbestos
Sample	**Description**	**Appearance**	**% Fibrous**	**% Non-Fibrous**	**% Type**
21A-Base Coat *241502076-0063A*	Floor all - plaster white w/green base coat	Gray Non-Fibrous Homogeneous		100% Non-fibrous (other)	**None Detected**
21B-Skim Coat *241502076-0064*	Floor all - plaster white w/green base coat	White Non-Fibrous Homogeneous		100% Non-fibrous (other)	**None Detected**
21B-Base Coat *241502076-0064A*	Floor all - plaster white w/green base coat	Gray Non-Fibrous Homogeneous		100% Non-fibrous (other)	**None Detected**
21C-Skim Coat *241502076-0065*	Floor all - plaster white w/green base coat	White Non-Fibrous Homogeneous		100% Non-fibrous (other)	**None Detected**
21C-Base Coat *241502076-0065A*	Floor all - plaster white w/green base coat	Gray Non-Fibrous Homogeneous		100% Non-fibrous (other)	**None Detected**
21D-Skim Coat *241502076-0066*	Floor all - plaster white w/green base coat	White Non-Fibrous Homogeneous		100% Non-fibrous (other)	**None Detected**
21D-Base Coat *241502076-0066A*	Floor all - plaster white w/green base coat	Gray Non-Fibrous Homogeneous		100% Non-fibrous (other)	**None Detected**
21E-Skim Coat *241502076-0067*	Floor all - plaster white w/green base coat	White Non-Fibrous Homogeneous		100% Non-fibrous (other)	**None Detected**

Analyst(s)

Benjamin verghese (41) *Clarissa Turton (34)* *Juli Patel (67)*
Christian Strey (24) *Daniel Fricker (27)* *Samantha Rundstorm (5)*

Gloria V. Oriol, Laboratory Manager
or other approved signatory

EMSL maintains liability limited to cost of analysis. This report relates only to the samples reported and may not be reproduced, except in full, without written approval by EMSL. EMSL bears no responsibility for sample collection activities or analytical method limitations. Interpretation and use of test results are the responsibility of the client. This report must not be used by the client to claim product certification, approval, or endorsement by NVLAP, NIST or any agency of the federal government. Non-friable organically bound materials present a problem matrix and therefore EMSL recommends gravimetric reduction prior to analysis. Samples received in good condition unless otherwise noted. Estimated accuracy, precision and uncertainty data available upon request. Unless requested by the client, building materials manufactured with multiple layers (i.e. linoleum, wallboard, etc.) are reported as a single sample. Reporting limit is 1%

Samples analyzed by EMSL Analytical, Inc. Cinnaminson, NJ NVLAP Lab Code 101048-0, AIHA-LAP, LLC-IHLAP Lab 100194, NYS ELAP 10872, NJ DEP 03036, PA ID# 68-00367

Initial report from 05/28/2015 17:09:15

EMSL Analytical, Inc.
29 North Plains Highway, Unit # 4, Wallingford, CT 06492
Phone/Fax: 203-284-5948 / (203) 284-5978
http://www.EMSL.com wallingfordlab@emsl.com

EMSL Order:	241502076
CustomerID:	OSPR52
CustomerPO:	
ProjectID:	

Attn: **Robert Grabarek**
Osprey Environmental Engineering, LLC
146 East Main Street

Clinton, CT 06413

Phone:	(860) 669-8651
Fax:	(860) 664-3751
Received:	05/19/15 2:00 PM
Analysis Date:	5/28/2015
Collected:	5/15/2015

Project: **ASBESTOS SURVEY FORMER NEW BRITAIN POLICE STATION**

Test Report: Asbestos Analysis of Bulk Materials via EPA 600/R-93/116 Method using Polarized Light Microscopy

			Non-Asbestos				Asbestos
Sample	**Description**	**Appearance**	**% Fibrous**		**% Non-Fibrous**		**% Type**
21E-Base Coat *241502076-0067A*	Floor all - plaster white w/green base coat	Gray Fibrous Homogeneous	2%	Cellulose	98%	Non-fibrous (other)	**None Detected**
21F-Skim Coat *241502076-0068*	Floor all - plaster white w/green base coat	White Non-Fibrous Homogeneous			100%	Non-fibrous (other)	**None Detected**
21F-Base Coat *241502076-0068A*	Floor all - plaster white w/green base coat	Gray Fibrous Homogeneous	3%	Cellulose	97%	Non-fibrous (other)	**None Detected**
21G-Skim Coat *241502076-0069*	Floor all - plaster white w/green base coat	White Non-Fibrous Homogeneous			100%	Non-fibrous (other)	**None Detected**
21G-Base Coat *241502076-0069A*	Floor all - plaster white w/green base coat	Gray Fibrous Homogeneous	2%	Cellulose	98%	Non-fibrous (other)	**None Detected**
22A *241502076-0070*	Floor 1-3 - rug mastic brown	Brown Non-Fibrous Homogeneous			100%	Non-fibrous (other)	**None Detected**
22B *241502076-0071*	Floor 1-3 - rug mastic brown	Yellow Non-Fibrous Homogeneous			100%	Non-fibrous (other)	**None Detected**
22C *241502076-0072*	Floor 1-3 - rug mastic brown	Yellow Non-Fibrous Homogeneous			100%	Non-fibrous (other)	**None Detected**

Analyst(s)

Benjamin verghese (41) *Clarissa Turton (34)* *Juli Patel (67)*
Christian Strey (24) *Daniel Fricker (27)* *Samantha Rundstorm (5)*

Gloria V. Oriol, Laboratory Manager
or other approved signatory

EMSL maintains liability limited to cost of analysis. This report relates only to the samples reported and may not be reproduced, except in full, without written approval by EMSL. EMSL bears no responsibility for sample collection activities or analytical method limitations. Interpretation and use of test results are the responsibility of the client. This report must not be used by the client to claim product certification, approval, or endorsement by NVLAP, NIST or any agency of the federal government. Non-friable organically bound materials present a problem matrix and therefore EMSL recommends gravimetric reduction prior to analysis. Samples received in good condition unless otherwise noted. Estimated accuracy, precision and uncertainty data available upon request. Unless requested by the client, building materials manufactured with multiple layers (i.e. linoleum, wallboard, etc.) are reported as a single sample. Reporting limit is 1%

Samples analyzed by EMSL Analytical, Inc. Cinnaminson, NJ NVLAP Lab Code 101048-0, AIHA-LAP, LLC-IHLAP Lab 100194, NYS ELAP 10872, NJ DEP 03036, PA ID# 68-00367

Initial report from 05/28/2015 17:09:15

EMSL Analytical, Inc.
29 North Plains Highway, Unit # 4, Wallingford, CT 06492
Phone/Fax: 203-284-5948 / (203) 284-5978
http://www.EMSL.com wallingfordlab@emsl.com

EMSL Order:	241502076
CustomerID:	OSPR52
CustomerPO:	
ProjectID:	

Attn: **Robert Grabarek**
Osprey Environmental Engineering, LLC
146 East Main Street

Clinton, CT 06413

Phone:	(860) 669-8651
Fax:	(860) 664-3751
Received:	05/19/15 2:00 PM
Analysis Date:	5/28/2015
Collected:	5/15/2015

Project: **ASBESTOS SURVEY FORMER NEW BRITAIN POLICE STATION**

Test Report: Asbestos Analysis of Bulk Materials via EPA 600/R-93/116 Method using Polarized Light Microscopy

			Non-Asbestos		Asbestos
Sample	**Description**	**Appearance**	**% Fibrous**	**% Non-Fibrous**	**% Type**
23A *241502076-0073*	Floor all - stair runner tan	Tan Non-Fibrous Homogeneous		100% Non-fibrous (other)	**None Detected**
23B *241502076-0074*	Floor all - stair runner tan	Tan Non-Fibrous Homogeneous		100% Non-fibrous (other)	**None Detected**
23C *241502076-0075*	Floor all - stair runner tan	Gray Non-Fibrous Homogeneous		100% Non-fibrous (other)	**None Detected**
24A *241502076-0076*	Floor all - window caulk black inside	Black Non-Fibrous Homogeneous		100% Non-fibrous (other)	**None Detected**
24B *241502076-0077*	Floor all - window caulk black inside	Black Non-Fibrous Homogeneous		100% Non-fibrous (other)	**None Detected**
24C *241502076-0078*	Floor all - window caulk black inside	Black Non-Fibrous Homogeneous		100% Non-fibrous (other)	**None Detected**
25A *241502076-0079*	Floor 1 - rug mastic yellow	Yellow Non-Fibrous Homogeneous		100% Non-fibrous (other)	**None Detected**
25B *241502076-0080*	Floor 1 - rug mastic yellow	Yellow Non-Fibrous Homogeneous		100% Non-fibrous (other)	**None Detected**

Analyst(s)

Benjamin verghese (41) *Clarissa Turton (34)* *Juli Patel (67)*
Christian Strey (24) *Daniel Fricker (27)* *Samantha Rundstorm (5)*

Gloria V. Oriol, Laboratory Manager
or other approved signatory

EMSL maintains liability limited to cost of analysis. This report relates only to the samples reported and may not be reproduced, except in full, without written approval by EMSL. EMSL bears no responsibility for sample collection activities or analytical method limitations. Interpretation and use of test results are the responsibility of the client. This report must not be used by the client to claim product certification, approval, or endorsement by NVLAP, NIST or any agency of the federal government. Non-friable organically bound materials present a problem matrix and therefore EMSL recommends gravimetric reduction prior to analysis. Samples received in good condition unless otherwise noted. Estimated accuracy, precision and uncertainty data available upon request. Unless requested by the client, building materials manufactured with multiple layers (i.e. linoleum, wallboard, etc.) are reported as a single sample. Reporting limit is 1%

Samples analyzed by EMSL Analytical, Inc. Cinnaminson, NJ NVLAP Lab Code 101048-0, AIHA-LAP, LLC-IHLAP Lab 100194, NYS ELAP 10872, NJ DEP 03036, PA ID# 68-00367

Initial report from 05/28/2015 17:09:15

EMSL Analytical, Inc.
29 North Plains Highway, Unit # 4, Wallingford, CT 06492
Phone/Fax: 203-284-5948 / (203) 284-5978
http://www.EMSL.com wallingfordlab@emsl.com

EMSL Order:	241502076
CustomerID:	OSPR52
CustomerPO:	
ProjectID:	

Attn: **Robert Grabarek**
Osprey Environmental Engineering, LLC
146 East Main Street

Clinton, CT 06413

Phone:	(860) 669-8651
Fax:	(860) 664-3751
Received:	05/19/15 2:00 PM
Analysis Date:	5/28/2015
Collected:	5/15/2015

Project: **ASBESTOS SURVEY FORMER NEW BRITAIN POLICE STATION**

Test Report: Asbestos Analysis of Bulk Materials via EPA 600/R-93/116 Method using Polarized Light Microscopy

			Non-Asbestos			Asbestos
Sample	**Description**	**Appearance**	**% Fibrous**		**% Non-Fibrous**	**% Type**
25C *241502076-0081*	Floor 1 - rug mastic yellow	Gray/Yellow Non-Fibrous Homogeneous			100% Non-fibrous (other)	**None Detected**
26A *241502076-0082*	Floor all - pipe insulation fitting white	White Fibrous Homogeneous			90% Non-fibrous (other)	**10% Chrysotile**
26B *241502076-0083*	Floor all - pipe insulation fitting white					**Stop Positive (Not Analyzed)**
26C *241502076-0084*	Floor all - pipe insulation fitting white					**Stop Positive (Not Analyzed)**
27A *241502076-0085*	Floor all - pipe insulation lagging white	White Fibrous Homogeneous	70%	Cellulose	30% Non-fibrous (other)	**None Detected**
27B *241502076-0086*	Floor all - pipe insulation lagging white	White Fibrous Homogeneous	65%	Cellulose	35% Non-fibrous (other)	**None Detected**
27C *241502076-0087*	Floor all - pipe insulation lagging white	Tan/White Fibrous Homogeneous	75%	Cellulose	25% Non-fibrous (other)	**None Detected**
28A *241502076-0088*	Floor 1 - sink undercoating grey	Gray Fibrous Homogeneous			91% Non-fibrous (other)	**9% Chrysotile**
28B *241502076-0089*	Floor 1 - sink undercoating grey					**Stop Positive (Not Analyzed)**

Analyst(s)

Benjamin verghese (41) *Clarissa Turton (34)* *Juli Patel (67)*
Christian Strey (24) *Daniel Fricker (27)* *Samantha Rundstorm (5)*

Gloria V. Oriol, Laboratory Manager
or other approved signatory

EMSL maintains liability limited to cost of analysis. This report relates only to the samples reported and may not be reproduced, except in full, without written approval by EMSL. EMSL bears no responsibility for sample collection activities or analytical method limitations. Interpretation and use of test results are the responsibility of the client. This report must not be used by the client to claim product certification, approval, or endorsement by NVLAP, NIST or any agency of the federal government. Non-friable organically bound materials present a problem matrix and therefore EMSL recommends gravimetric reduction prior to analysis. Samples received in good condition unless otherwise noted. Estimated accuracy, precision and uncertainty data available upon request. Unless requested by the client, building materials manufactured with multiple layers (i.e. linoleum, wallboard, etc.) are reported as a single sample. Reporting limit is 1%

Samples analyzed by EMSL Analytical, Inc. Cinnaminson, NJ NVLAP Lab Code 101048-0, AIHA-LAP, LLC-IHLAP Lab 100194, NYS ELAP 10872, NJ DEP 03036, PA ID# 68-00367

Initial report from 05/28/2015 17:09:15

EMSL Analytical, Inc.
29 North Plains Highway, Unit # 4, Wallingford, CT 06492
Phone/Fax: 203-284-5948 / (203) 284-5978
http://www.EMSL.com wallingfordlab@emsl.com

EMSL Order:	241502076
CustomerID:	OSPR52
CustomerPO:	
ProjectID:	

Attn: **Robert Grabarek**
Osprey Environmental Engineering, LLC
146 East Main Street

Clinton, CT 06413

Phone:	(860) 669-8651
Fax:	(860) 664-3751
Received:	05/19/15 2:00 PM
Analysis Date:	5/28/2015
Collected:	5/15/2015

Project: **ASBESTOS SURVEY FORMER NEW BRITAIN POLICE STATION**

Test Report: Asbestos Analysis of Bulk Materials via EPA 600/R-93/116 Method using Polarized Light Microscopy

			Non-Asbestos		Asbestos
Sample	**Description**	**Appearance**	**% Fibrous**	**% Non-Fibrous**	**% Type**
28C *241502076-0090*	Floor 1 - sink undercoating grey				**Stop Positive (Not Analyzed)**
29A-Formica *241502076-0091*	Floor 1- counter photo room - formica black	Black Non-Fibrous Homogeneous		100% Non-fibrous (other)	**None Detected**
29A-Mastic *241502076-0091A*	Floor 1- counter photo room - formica black	Yellow Non-Fibrous Homogeneous		100% Non-fibrous (other)	**None Detected**
29B-Formica *241502076-0092*	Floor 1- counter photo room - formica black	Black Non-Fibrous Homogeneous		100% Non-fibrous (other)	**None Detected**
29B-Mastic *241502076-0092A*	Floor 1- counter photo room - formica black	Yellow Non-Fibrous Homogeneous		100% Non-fibrous (other)	**None Detected**
29C-Formica *241502076-0093*	Floor 1- counter photo room - formica black	Black Fibrous Homogeneous	15% Cellulose	85% Non-fibrous (other)	**None Detected**
29C-Mastic *241502076-0093A*	Floor 1- counter photo room - formica black	Yellow Non-Fibrous Homogeneous		100% Non-fibrous (other)	**None Detected**
30A-Formica *241502076-0094*	Floor 1- counter photo room - formica white	White Non-Fibrous Homogeneous		100% Non-fibrous (other)	**None Detected**

Analyst(s)

Benjamin verghese (41) *Clarissa Turton (34)* *Juli Patel (67)*
Christian Strey (24) *Daniel Fricker (27)* *Samantha Rundstorm (5)*

Gloria V. Oriol, Laboratory Manager
or other approved signatory

EMSL maintains liability limited to cost of analysis. This report relates only to the samples reported and may not be reproduced, except in full, without written approval by EMSL. EMSL bears no responsibility for sample collection activities or analytical method limitations. Interpretation and use of test results are the responsibility of the client. This report must not be used by the client to claim product certification, approval, or endorsement by NVLAP, NIST or any agency of the federal government. Non-friable organically bound materials present a problem matrix and therefore EMSL recommends gravimetric reduction prior to analysis. Samples received in good condition unless otherwise noted. Estimated accuracy, precision and uncertainty data available upon request. Unless requested by the client, building materials manufactured with multiple layers (i.e. linoleum, wallboard, etc.) are reported as a single sample. Reporting limit is 1%

Samples analyzed by EMSL Analytical, Inc. Cinnaminson, NJ NVLAP Lab Code 101048-0, AIHA-LAP, LLC-IHLAP Lab 100194, NYS ELAP 10872, NJ DEP 03036, PA ID# 68-00367

Initial report from 05/28/2015 17:09:15

EMSL Analytical, Inc.
29 North Plains Highway, Unit # 4, Wallingford, CT 06492
Phone/Fax: 203-284-5948 / (203) 284-5978
http://www.EMSL.com wallingfordlab@emsl.com

EMSL Order:	241502076
CustomerID:	OSPR52
CustomerPO:	
ProjectID:	

Attn: **Robert Grabarek**
Osprey Environmental Engineering, LLC
146 East Main Street

Clinton, CT 06413

Phone:	(860) 669-8651
Fax:	(860) 664-3751
Received:	05/19/15 2:00 PM
Analysis Date:	5/28/2015
Collected:	5/15/2015

Project: **ASBESTOS SURVEY FORMER NEW BRITAIN POLICE STATION**

Test Report: Asbestos Analysis of Bulk Materials via EPA 600/R-93/116 Method using Polarized Light Microscopy

			Non-Asbestos		Asbestos
Sample	**Description**	**Appearance**	**% Fibrous**	**% Non-Fibrous**	**% Type**
30A-Mastic *241502076-0094A*	Floor 1- counter photo room - formica white	Yellow Non-Fibrous Homogeneous		100% Non-fibrous (other)	**None Detected**
30B-Formica *241502076-0095*	Floor 1- counter photo room - formica white	White Non-Fibrous Homogeneous		100% Non-fibrous (other)	**None Detected**
30B-Mastic *241502076-0095A*	Floor 1- counter photo room - formica white	Yellow Non-Fibrous Homogeneous		100% Non-fibrous (other)	**None Detected**
30C-Formica *241502076-0096*	Floor 1- counter photo room - formica white	White/Black Fibrous Homogeneous	15% Cellulose	85% Non-fibrous (other)	**None Detected**
30C-Mastic *241502076-0096A*	Floor 1- counter photo room - formica white	Yellow Non-Fibrous Homogeneous		100% Non-fibrous (other)	**None Detected**
31A *241502076-0097*	Floor 1- hall - wall carpet mastic brown	Brown Non-Fibrous Homogeneous		100% Non-fibrous (other)	**None Detected**
31B *241502076-0098*	Floor 1- hall - wall carpet mastic brown	Brown Non-Fibrous Homogeneous		100% Non-fibrous (other)	**None Detected**
31C *241502076-0099*	Floor 1- hall - wall carpet mastic brown	Brown Non-Fibrous Homogeneous		100% Non-fibrous (other)	**None Detected**

Analyst(s)

Benjamin verghese (41) *Clarissa Turton (34)* *Juli Patel (67)*
Christian Strey (24) *Daniel Fricker (27)* *Samantha Rundstorm (5)*

Gloria V. Oriol, Laboratory Manager
or other approved signatory

EMSL maintains liability limited to cost of analysis. This report relates only to the samples reported and may not be reproduced, except in full, without written approval by EMSL. EMSL bears no responsibility for sample collection activities or analytical method limitations. Interpretation and use of test results are the responsibility of the client. This report must not be used by the client to claim product certification, approval, or endorsement by NVLAP, NIST or any agency of the federal government. Non-friable organically bound materials present a problem matrix and therefore EMSL recommends gravimetric reduction prior to analysis. Samples received in good condition unless otherwise noted. Estimated accuracy, precision and uncertainty data available upon request. Unless requested by the client, building materials manufactured with multiple layers (i.e. linoleum, wallboard, etc.) are reported as a single sample. Reporting limit is 1%

Samples analyzed by EMSL Analytical, Inc. Cinnaminson, NJ NVLAP Lab Code 101048-0, AIHA-LAP, LLC-IHLAP Lab 100194, NYS ELAP 10872, NJ DEP 03036, PA ID# 68-00367

Initial report from 05/28/2015 17:09:15

EMSL Analytical, Inc.
29 North Plains Highway, Unit # 4, Wallingford, CT 06492
Phone/Fax: 203-284-5948 / (203) 284-5978
http://www.EMSL.com wallingfordlab@emsl.com

EMSL Order: 241502076
CustomerID: OSPR52
CustomerPO:
ProjectID:

Attn: **Robert Grabarek**
Osprey Environmental Engineering, LLC
146 East Main Street

Clinton, CT 06413

Phone: (860) 669-8651
Fax: (860) 664-3751
Received: 05/19/15 2:00 PM
Analysis Date: 5/28/2015
Collected: 5/15/2015

Project: **ASBESTOS SURVEY FORMER NEW BRITAIN POLICE STATION**

Test Report: Asbestos Analysis of Bulk Materials via EPA 600/R-93/116 Method using Polarized Light Microscopy

			Non-Asbestos		Asbestos
Sample	**Description**	**Appearance**	**% Fibrous**	**% Non-Fibrous**	**% Type**
32A *241502076-0100*	Floor all- behind chalkboards - glue daub brown	Brown Non-Fibrous Homogeneous		96% Non-fibrous (other)	**4% Chrysotile**
32B *241502076-0101*	Floor all- behind chalkboards - glue daub brown				**Stop Positive (Not Analyzed)**
32C *241502076-0102*	Floor all- behind chalkboards - glue daub brown				**Stop Positive (Not Analyzed)**
33A-Floor Tile *241502076-0103*	Floor 2 - floor tile blue w/mastic brown	Blue Non-Fibrous Homogeneous		100% Non-fibrous (other)	**None Detected**
33A-Mastic *241502076-0103A*	Floor 2 - floor tile blue w/mastic brown	Brown/Tan Non-Fibrous Homogeneous		100% Non-fibrous (other)	**<1% Chrysotile**
		Sample maybe contaminated with positive material			
33B-Floor Tile *241502076-0104*	Floor 2 - floor tile blue w/mastic brown	Blue Non-Fibrous Homogeneous		100% Non-fibrous (other)	**None Detected**
33B-Mastic *241502076-0104A*	Floor 2 - floor tile blue w/mastic brown	Brown/Tan Non-Fibrous Homogeneous		100% Non-fibrous (other)	**<1% Chrysotile**
		Sample maybe contaminated with positive material			
33C-Floor Tile *241502076-0105*	Floor 2 - floor tile blue w/mastic brown	Blue Non-Fibrous Homogeneous		100% Non-fibrous (other)	**None Detected**

Analyst(s)

Benjamin verghese (41) *Clarissa Turton (34)* *Juli Patel (67)*
Christian Strey (24) *Daniel Fricker (27)* *Samantha Rundstorm (5)*

Gloria V. Oriol, Laboratory Manager
or other approved signatory

EMSL maintains liability limited to cost of analysis. This report relates only to the samples reported and may not be reproduced, except in full, without written approval by EMSL. EMSL bears no responsibility for sample collection activities or analytical method limitations. Interpretation and use of test results are the responsibility of the client. This report must not be used by the client to claim product certification, approval, or endorsement by NVLAP, NIST or any agency of the federal government. Non-friable organically bound materials present a problem matrix and therefore EMSL recommends gravimetric reduction prior to analysis. Samples received in good condition unless otherwise noted. Estimated accuracy, precision and uncertainty data available upon request. Unless requested by the client, building materials manufactured with multiple layers (i.e. linoleum, wallboard, etc.) are reported as a single sample. Reporting limit is 1%

Samples analyzed by EMSL Analytical, Inc. Cinnaminson, NJ NVLAP Lab Code 101048-0, AIHA-LAP, LLC-IHLAP Lab 100194, NYS ELAP 10872, NJ DEP 03036, PA ID# 68-00367

Initial report from 05/28/2015 17:09:15

EMSL Analytical, Inc.
29 North Plains Highway, Unit # 4, Wallingford, CT 06492
Phone/Fax: 203-284-5948 / (203) 284-5978
http://www.EMSL.com wallingfordlab@emsl.com

EMSL Order:	241502076
CustomerID:	OSPR52
CustomerPO:	
ProjectID:	

Attn: **Robert Grabarek**
Osprey Environmental Engineering, LLC
146 East Main Street

Clinton, CT 06413

Phone:	(860) 669-8651
Fax:	(860) 664-3751
Received:	05/19/15 2:00 PM
Analysis Date:	5/28/2015
Collected:	5/15/2015

Project: **ASBESTOS SURVEY FORMER NEW BRITAIN POLICE STATION**

Test Report: Asbestos Analysis of Bulk Materials via EPA 600/R-93/116 Method using Polarized Light Microscopy

			Non-Asbestos		Asbestos
Sample	**Description**	**Appearance**	**% Fibrous**	**% Non-Fibrous**	**% Type**
33C-Mastic *241502076-0105A*	Floor 2 - floor tile blue w/mastic brown	Brown/Yellow Non-Fibrous Homogeneous		100% Non-fibrous (other)	**<1% Chrysotile**
		Sample maybe contaminated with positive material			
34A-Stair Tread *241502076-0106*	Floor- all - stair tread linoleum brown	Brown Non-Fibrous Homogeneous		100% Non-fibrous (other)	**None Detected**
34A-Mastic *241502076-0106A*	Floor- all - stair tread linoleum brown	Tan Non-Fibrous Homogeneous		100% Non-fibrous (other)	**None Detected**
34B-Stair Tread *241502076-0107*	Floor- all - stair tread linoleum brown	Brown Non-Fibrous Homogeneous		100% Non-fibrous (other)	**None Detected**
34B-Mastic *241502076-0107A*	Floor- all - stair tread linoleum brown	Brown Non-Fibrous Homogeneous		100% Non-fibrous (other)	**None Detected**
34C-Stair Tread *241502076-0108*	Floor- all - stair tread linoleum brown	Brown Non-Fibrous Homogeneous		100% Non-fibrous (other)	**None Detected**
34C-Mastic *241502076-0108A*	Floor- all - stair tread linoleum brown	Tan Non-Fibrous Homogeneous		100% Non-fibrous (other)	**None Detected**
35A-Grout *241502076-0109*	Floor 2 - wall grout grey	Gray Non-Fibrous Homogeneous		100% Non-fibrous (other)	**None Detected**

Analyst(s)

Benjamin verghese (41) *Clarissa Turton (34)* *Juli Patel (67)*
Christian Strey (24) *Daniel Fricker (27)* *Samantha Rundstorm (5)*

Gloria V. Oriol, Laboratory Manager
or other approved signatory

EMSL maintains liability limited to cost of analysis. This report relates only to the samples reported and may not be reproduced, except in full, without written approval by EMSL. EMSL bears no responsibility for sample collection activities or analytical method limitations. Interpretation and use of test results are the responsibility of the client. This report must not be used by the client to claim product certification, approval, or endorsement by NVLAP, NIST or any agency of the federal government. Non-friable organically bound materials present a problem matrix and therefore EMSL recommends gravimetric reduction prior to analysis. Samples received in good condition unless otherwise noted. Estimated accuracy, precision and uncertainty data available upon request. Unless requested by the client, building materials manufactured with multiple layers (i.e. linoleum, wallboard, etc.) are reported as a single sample. Reporting limit is 1%

Samples analyzed by EMSL Analytical, Inc. Cinnaminson, NJ NVLAP Lab Code 101048-0, AIHA-LAP, LLC-IHLAP Lab 100194, NYS ELAP 10872, NJ DEP 03036, PA ID# 68-00367

Initial report from 05/28/2015 17:09:15

EMSL Analytical, Inc.
29 North Plains Highway, Unit # 4, Wallingford, CT 06492
Phone/Fax: 203-284-5948 / (203) 284-5978
http://www.EMSL.com wallingfordlab@emsl.com

EMSL Order:	241502076
CustomerID:	OSPR52
CustomerPO:	
ProjectID:	

Attn: **Robert Grabarek**
Osprey Environmental Engineering, LLC
146 East Main Street

Clinton, CT 06413

Phone:	(860) 669-8651
Fax:	(860) 664-3751
Received:	05/19/15 2:00 PM
Analysis Date:	5/28/2015
Collected:	5/15/2015

Project: **ASBESTOS SURVEY FORMER NEW BRITAIN POLICE STATION**

Test Report: Asbestos Analysis of Bulk Materials via EPA 600/R-93/116 Method using Polarized Light Microscopy

			Non-Asbestos				Asbestos
Sample	**Description**	**Appearance**	**% Fibrous**		**% Non-Fibrous**		**% Type**
35A-Mortar *241502076-0109A*	Floor 2 - wall grout grey						**Insufficient Material**
35B-Grout *241502076-0110*	Floor 2 - wall grout grey	Gray Non-Fibrous Homogeneous			100%	Non-fibrous (other)	**None Detected**
35B-Mortar *241502076-0110A*	Floor 2 - wall grout grey	White Non-Fibrous Homogeneous			100%	Non-fibrous (other)	**None Detected**
35C-Grout *241502076-0111*	Floor 2 - wall grout grey	Gray Non-Fibrous Homogeneous			100%	Non-fibrous (other)	**None Detected**
35C-Mortar *241502076-0111A*	Floor 2 - wall grout grey						**Insufficient Material**
36A *241502076-0112*	Floor 2 - floor grout grey	Gray Non-Fibrous Homogeneous			100%	Non-fibrous (other)	**None Detected**
36B *241502076-0113*	Floor 2 - floor grout grey	Gray Non-Fibrous Homogeneous	5%	Wollastonite	95%	Non-fibrous (other)	**None Detected**
36C *241502076-0114*	Floor 2 - floor grout grey	Gray Non-Fibrous Homogeneous			100%	Non-fibrous (other)	**None Detected**
37A *241502076-0115*	Floor- all - brick mastic brown	Brown Non-Fibrous Homogeneous			100%	Non-fibrous (other)	**None Detected**

Analyst(s)

Benjamin verghese (41) *Clarissa Turton (34)* *Juli Patel (67)*
Christian Strey (24) *Daniel Fricker (27)* *Samantha Rundstorm (5)*

Gloria V. Oriol, Laboratory Manager
or other approved signatory

EMSL maintains liability limited to cost of analysis. This report relates only to the samples reported and may not be reproduced, except in full, without written approval by EMSL. EMSL bears no responsibility for sample collection activities or analytical method limitations. Interpretation and use of test results are the responsibility of the client. This report must not be used by the client to claim product certification, approval, or endorsement by NVLAP, NIST or any agency of the federal government. Non-friable organically bound materials present a problem matrix and therefore EMSL recommends gravimetric reduction prior to analysis. Samples received in good condition unless otherwise noted. Estimated accuracy, precision and uncertainty data available upon request. Unless requested by the client, building materials manufactured with multiple layers (i.e. linoleum, wallboard, etc.) are reported as a single sample. Reporting limit is 1%

Samples analyzed by EMSL Analytical, Inc. Cinnaminson, NJ NVLAP Lab Code 101048-0, AIHA-LAP, LLC-IHLAP Lab 100194, NYS ELAP 10872, NJ DEP 03036, PA ID# 68-00367

Initial report from 05/28/2015 17:09:15

EMSL Analytical, Inc.
29 North Plains Highway, Unit # 4, Wallingford, CT 06492
Phone/Fax: 203-284-5948 / (203) 284-5978
http://www.EMSL.com wallingfordlab@emsl.com

EMSL Order:	241502076
CustomerID:	OSPR52
CustomerPO:	
ProjectID:	

Attn: **Robert Grabarek**
Osprey Environmental Engineering, LLC
146 East Main Street

Clinton, CT 06413

Phone:	(860) 669-8651
Fax:	(860) 664-3751
Received:	05/19/15 2:00 PM
Analysis Date:	5/28/2015
Collected:	5/15/2015

Project: **ASBESTOS SURVEY FORMER NEW BRITAIN POLICE STATION**

Test Report: Asbestos Analysis of Bulk Materials via EPA 600/R-93/116 Method using Polarized Light Microscopy

			Non-Asbestos		Asbestos
Sample	**Description**	**Appearance**	**% Fibrous**	**% Non-Fibrous**	**% Type**
37B *241502076-0116*	Floor- all - brick mastic brown	Brown Non-Fibrous Homogeneous		100% Non-fibrous (other)	**None Detected**
37C *241502076-0117*	Floor- all - brick mastic brown	Brown Non-Fibrous Homogeneous		100% Non-fibrous (other)	**None Detected**
38A-Skim Coat *241502076-0118*	Floor 2- auditorium - plaster	White Non-Fibrous Homogeneous		96% Non-fibrous (other)	**4% Chrysotile**
38A-Base Coat *241502076-0118A*	Floor 2- auditorium - plaster	Gray Non-Fibrous Homogeneous		100% Non-fibrous (other)	**None Detected**
38B-Skim Coat *241502076-0119*	Floor 2- auditorium - plaster				**Stop Positive (Not Analyzed)**
38B-Base Coat *241502076-0119A*	Floor 2- auditorium - plaster	Gray Non-Fibrous Homogeneous		100% Non-fibrous (other)	**None Detected**
38C-Skim Coat *241502076-0120*	Floor 2- auditorium - plaster				**Stop Positive (Not Analyzed)**
38C-Base Coat *241502076-0120A*	Floor 2- auditorium - plaster	Gray Non-Fibrous Homogeneous		100% Non-fibrous (other)	**None Detected**

Analyst(s)

Benjamin verghese (41) *Clarissa Turton (34)* *Juli Patel (67)*
Christian Strey (24) *Daniel Fricker (27)* *Samantha Rundstorm (5)*

Gloria V. Oriol, Laboratory Manager
or other approved signatory

EMSL maintains liability limited to cost of analysis. This report relates only to the samples reported and may not be reproduced, except in full, without written approval by EMSL. EMSL bears no responsibility for sample collection activities or analytical method limitations. Interpretation and use of test results are the responsibility of the client. This report must not be used by the client to claim product certification, approval, or endorsement by NVLAP, NIST or any agency of the federal government. Non-friable organically bound materials present a problem matrix and therefore EMSL recommends gravimetric reduction prior to analysis. Samples received in good condition unless otherwise noted. Estimated accuracy, precision and uncertainty data available upon request. Unless requested by the client, building materials manufactured with multiple layers (i.e. linoleum, wallboard, etc.) are reported as a single sample. Reporting limit is 1%

Samples analyzed by EMSL Analytical, Inc. Cinnaminson, NJ NVLAP Lab Code 101048-0, AIHA-LAP, LLC-IHLAP Lab 100194, NYS ELAP 10872, NJ DEP 03036, PA ID# 68-00367

Initial report from 05/28/2015 17:09:15

EMSL Analytical, Inc.
29 North Plains Highway, Unit # 4, Wallingford, CT 06492
Phone/Fax: 203-284-5948 / (203) 284-5978
http://www.EMSL.com wallingfordlab@emsl.com

EMSL Order:	241502076
CustomerID:	OSPR52
CustomerPO:	
ProjectID:	

Attn: **Robert Grabarek**
Osprey Environmental Engineering, LLC
146 East Main Street

Clinton, CT 06413

Phone:	(860) 669-8651
Fax:	(860) 664-3751
Received:	05/19/15 2:00 PM
Analysis Date:	5/28/2015
Collected:	5/15/2015

Project: **ASBESTOS SURVEY FORMER NEW BRITAIN POLICE STATION**

Test Report: Asbestos Analysis of Bulk Materials via EPA 600/R-93/116 Method using Polarized Light Microscopy

			Non-Asbestos		Asbestos
Sample	**Description**	**Appearance**	**% Fibrous**	**% Non-Fibrous**	**% Type**
39A *241502076-0121*	Floor 2-auditorium - foamglass panels w/white spray	White/Black Non-Fibrous Homogeneous		100% Non-fibrous (other)	**None Detected**
39B *241502076-0122*	Floor 2-auditorium - foamglass panels w/white spray	White/Black Non-Fibrous Homogeneous		100% Non-fibrous (other)	**None Detected**
39C *241502076-0123*	Floor 2-auditorium - foamglass panels w/white spray	White/Black Non-Fibrous Homogeneous		100% Non-fibrous (other)	**None Detected**
40A *241502076-0124*	Floor 2-auditorium - foamglass panel glue daubs brown	Brown Non-Fibrous Homogeneous		100% Non-fibrous (other)	**None Detected**
40B *241502076-0125*	Floor 2-auditorium - foamglass panel glue daubs brown	Brown Non-Fibrous Homogeneous		100% Non-fibrous (other)	**None Detected**
40C *241502076-0126*	Floor 2-auditorium - foamglass panel glue daubs brown	Brown Non-Fibrous Homogeneous		100% Non-fibrous (other)	**None Detected**
41A-Formica *241502076-0127*	Floor 2 - formica blue	Brown/Blue Non-Fibrous Homogeneous		100% Non-fibrous (other)	**None Detected**

Analyst(s)

Benjamin verghese (41) *Clarissa Turton (34)* *Juli Patel (67)*
Christian Strey (24) *Daniel Fricker (27)* *Samantha Rundstorm (5)*

Gloria V. Oriol, Laboratory Manager
or other approved signatory

EMSL maintains liability limited to cost of analysis. This report relates only to the samples reported and may not be reproduced, except in full, without written approval by EMSL. EMSL bears no responsibility for sample collection activities or analytical method limitations. Interpretation and use of test results are the responsibility of the client. This report must not be used by the client to claim product certification, approval, or endorsement by NVLAP, NIST or any agency of the federal government. Non-friable organically bound materials present a problem matrix and therefore EMSL recommends gravimetric reduction prior to analysis. Samples received in good condition unless otherwise noted. Estimated accuracy, precision and uncertainty data available upon request. Unless requested by the client, building materials manufactured with multiple layers (i.e. linoleum, wallboard, etc.) are reported as a single sample. Reporting limit is 1%

Samples analyzed by EMSL Analytical, Inc. Cinnaminson, NJ NVLAP Lab Code 101048-0, AIHA-LAP, LLC-IHLAP Lab 100194, NYS ELAP 10872, NJ DEP 03036, PA ID# 68-00367

Initial report from 05/28/2015 17:09:15

EMSL Analytical, Inc.
29 North Plains Highway, Unit # 4, Wallingford, CT 06492
Phone/Fax: 203-284-5948 / (203) 284-5978
http://www.EMSL.com wallingfordlab@emsl.com

EMSL Order:	241502076
CustomerID:	OSPR52
CustomerPO:	
ProjectID:	

Attn: **Robert Grabarek**
Osprey Environmental Engineering, LLC
146 East Main Street

Clinton, CT 06413

Phone:	(860) 669-8651
Fax:	(860) 664-3751
Received:	05/19/15 2:00 PM
Analysis Date:	5/28/2015
Collected:	5/15/2015

Project: **ASBESTOS SURVEY FORMER NEW BRITAIN POLICE STATION**

Test Report: Asbestos Analysis of Bulk Materials via EPA 600/R-93/116 Method using Polarized Light Microscopy

			Non-Asbestos		Asbestos
Sample	**Description**	**Appearance**	**% Fibrous**	**% Non-Fibrous**	**% Type**
41A-Mastic *241502076-0127A*	Floor 2 - formica blue	Red Non-Fibrous Homogeneous		100% Non-fibrous (other)	**None Detected**
41B-Formica *241502076-0128*	Floor 2 - formica blue	Brown/Blue Non-Fibrous Homogeneous		100% Non-fibrous (other)	**None Detected**
41B-Mastic *241502076-0128A*	Floor 2 - formica blue	Red Non-Fibrous Homogeneous		100% Non-fibrous (other)	**None Detected**
41C-Formica *241502076-0129*	Floor 2 - formica blue	Brown/Blue Non-Fibrous Homogeneous	5% Cellulose	95% Non-fibrous (other)	**None Detected**
41C-Mastic *241502076-0129A*	Floor 2 - formica blue	Red Non-Fibrous Homogeneous		100% Non-fibrous (other)	**None Detected**
42A-Cove Base *241502076-0130*	Floor 2 - base cove grey w/mastic brown	Gray Non-Fibrous Homogeneous		100% Non-fibrous (other)	**None Detected**
42A-Mastic *241502076-0130A*	Floor 2 - base cove grey w/mastic brown	Tan Non-Fibrous Homogeneous		100% Non-fibrous (other)	**None Detected**
42B-Cove Base *241502076-0131*	Floor 2 - base cove grey w/mastic brown	Gray Non-Fibrous Homogeneous		100% Non-fibrous (other)	**None Detected**

Analyst(s)

Benjamin verghese (41) *Clarissa Turton (34)* *Juli Patel (67)*
Christian Strey (24) *Daniel Fricker (27)* *Samantha Rundstorm (5)*

Gloria V. Oriol, Laboratory Manager
or other approved signatory

EMSL maintains liability limited to cost of analysis. This report relates only to the samples reported and may not be reproduced, except in full, without written approval by EMSL. EMSL bears no responsibility for sample collection activities or analytical method limitations. Interpretation and use of test results are the responsibility of the client. This report must not be used by the client to claim product certification, approval, or endorsement by NVLAP, NIST or any agency of the federal government. Non-friable organically bound materials present a problem matrix and therefore EMSL recommends gravimetric reduction prior to analysis. Samples received in good condition unless otherwise noted. Estimated accuracy, precision and uncertainty data available upon request. Unless requested by the client, building materials manufactured with multiple layers (i.e. linoleum, wallboard, etc.) are reported as a single sample. Reporting limit is 1%

Samples analyzed by EMSL Analytical, Inc. Cinnaminson, NJ NVLAP Lab Code 101048-0, AIHA-LAP, LLC-IHLAP Lab 100194, NYS ELAP 10872, NJ DEP 03036, PA ID# 68-00367

Initial report from 05/28/2015 17:09:15

EMSL Analytical, Inc.
29 North Plains Highway, Unit # 4, Wallingford, CT 06492
Phone/Fax: 203-284-5948 / (203) 284-5978
http://www.EMSL.com wallingfordlab@emsl.com

EMSL Order:	241502076
CustomerID:	OSPR52
CustomerPO:	
ProjectID:	

Attn: **Robert Grabarek**
Osprey Environmental Engineering, LLC
146 East Main Street

Clinton, CT 06413

Phone:	(860) 669-8651
Fax:	(860) 664-3751
Received:	05/19/15 2:00 PM
Analysis Date:	5/28/2015
Collected:	5/15/2015

Project: **ASBESTOS SURVEY FORMER NEW BRITAIN POLICE STATION**

Test Report: Asbestos Analysis of Bulk Materials via EPA 600/R-93/116 Method using Polarized Light Microscopy

			Non-Asbestos		Asbestos
Sample	**Description**	**Appearance**	**% Fibrous**	**% Non-Fibrous**	**% Type**
42B-Mastic *241502076-0131A*	Floor 2 - base cove grey w/mastic brown	Tan Non-Fibrous Homogeneous		100% Non-fibrous (other)	**None Detected**
42C-Cove Base *241502076-0132*	Floor 2 - base cove grey w/mastic brown	Gray Non-Fibrous Homogeneous		100% Non-fibrous (other)	**None Detected**
42C-Mastic *241502076-0132A*	Floor 2 - base cove grey w/mastic brown	Tan Non-Fibrous Homogeneous		100% Non-fibrous (other)	**None Detected**
43A-Cove Base *241502076-0133*	Floor 2 - base cove brown w/mastic brown	Black Non-Fibrous Homogeneous		100% Non-fibrous (other)	**None Detected**
43A-Mastic *241502076-0133A*	Floor 2 - base cove brown w/mastic brown	Brown Non-Fibrous Homogeneous		100% Non-fibrous (other)	**None Detected**
43B-Cove Base *241502076-0134*	Floor 2 - base cove brown w/mastic brown	Black Non-Fibrous Homogeneous		100% Non-fibrous (other)	**None Detected**
43B-Mastic *241502076-0134A*	Floor 2 - base cove brown w/mastic brown	Brown/Tan Non-Fibrous Homogeneous		100% Non-fibrous (other)	**None Detected**
43C-Cove Base *241502076-0135*	Floor 2 - base cove brown w/mastic brown	Black Non-Fibrous Homogeneous		100% Non-fibrous (other)	**None Detected**

Analyst(s)

Benjamin verghese (41) *Clarissa Turton (34)* *Juli Patel (67)*
Christian Strey (24) *Daniel Fricker (27)* *Samantha Rundstorm (5)*

Gloria V. Oriol, Laboratory Manager
or other approved signatory

EMSL maintains liability limited to cost of analysis. This report relates only to the samples reported and may not be reproduced, except in full, without written approval by EMSL. EMSL bears no responsibility for sample collection activities or analytical method limitations. Interpretation and use of test results are the responsibility of the client. This report must not be used by the client to claim product certification, approval, or endorsement by NVLAP, NIST or any agency of the federal government. Non-friable organically bound materials present a problem matrix and therefore EMSL recommends gravimetric reduction prior to analysis. Samples received in good condition unless otherwise noted. Estimated accuracy, precision and uncertainty data available upon request. Unless requested by the client, building materials manufactured with multiple layers (i.e. linoleum, wallboard, etc.) are reported as a single sample. Reporting limit is 1%

Samples analyzed by EMSL Analytical, Inc. Cinnaminson, NJ NVLAP Lab Code 101048-0, AIHA-LAP, LLC-IHLAP Lab 100194, NYS ELAP 10872, NJ DEP 03036, PA ID# 68-00367

Initial report from 05/28/2015 17:09:15

EMSL Analytical, Inc.
29 North Plains Highway, Unit # 4, Wallingford, CT 06492
Phone/Fax: 203-284-5948 / (203) 284-5978
http://www.EMSL.com wallingfordlab@emsl.com

EMSL Order: 241502076
CustomerID: OSPR52
CustomerPO:
ProjectID:

Attn: **Robert Grabarek**
Osprey Environmental Engineering, LLC
146 East Main Street

Clinton, CT 06413

Phone: (860) 669-8651
Fax: (860) 664-3751
Received: 05/19/15 2:00 PM
Analysis Date: 5/28/2015
Collected: 5/15/2015

Project: **ASBESTOS SURVEY FORMER NEW BRITAIN POLICE STATION**

Test Report: Asbestos Analysis of Bulk Materials via EPA 600/R-93/116 Method using Polarized Light Microscopy

			Non-Asbestos		Asbestos
Sample	**Description**	**Appearance**	**% Fibrous**	**% Non-Fibrous**	**% Type**
43C-Mastic *241502076-0135A*	Floor 2 - base cove brown w/mastic brown	Brown Non-Fibrous Homogeneous		100% Non-fibrous (other)	**None Detected**
44A *241502076-0136*	Floor 2&3 - mastic light brown on wood wall panels	Brown/Tan Non-Fibrous Homogeneous		98% Non-fibrous (other)	**2% Chrysotile**
44B *241502076-0137*	Floor 2&3 - mastic light brown on wood wall panels				**Stop Positive (Not Analyzed)**
44C *241502076-0138*	Floor 2&3 - mastic light brown on wood wall panels				**Stop Positive (Not Analyzed)**
45A *241502076-0139*	Floor 2&3 - carpet mastic brown	Tan/Green Non-Fibrous Homogeneous		100% Non-fibrous (other)	**None Detected**
45B *241502076-0140*	Floor 2&3 - carpet mastic brown	Tan Non-Fibrous Homogeneous		100% Non-fibrous (other)	**None Detected**
45C *241502076-0141*	Floor 2&3 - carpet mastic brown	Yellow Non-Fibrous Homogeneous		100% Non-fibrous (other)	**None Detected**
46A-Floor Tile *241502076-0142*	Floor 2 - floor tile 12" brown w/mastic brown	Tan/Yellow Non-Fibrous Homogeneous		98% Non-fibrous (other)	**2% Chrysotile**
46A-Mastic *241502076-0142A*	Floor 2 - floor tile 12" brown w/mastic brown	Tan Non-Fibrous Homogeneous		100% Non-fibrous (other)	**None Detected**

Analyst(s)

Benjamin verghese (41) *Clarissa Turton (34)* *Juli Patel (67)*
Christian Strey (24) *Daniel Fricker (27)* *Samantha Rundstorm (5)*

Gloria V. Oriol, Laboratory Manager
or other approved signatory

EMSL maintains liability limited to cost of analysis. This report relates only to the samples reported and may not be reproduced, except in full, without written approval by EMSL. EMSL bears no responsibility for sample collection activities or analytical method limitations. Interpretation and use of test results are the responsibility of the client. This report must not be used by the client to claim product certification, approval, or endorsement by NVLAP, NIST or any agency of the federal government. Non-friable organically bound materials present a problem matrix and therefore EMSL recommends gravimetric reduction prior to analysis. Samples received in good condition unless otherwise noted. Estimated accuracy, precision and uncertainty data available upon request. Unless requested by the client, building materials manufactured with multiple layers (i.e. linoleum, wallboard, etc.) are reported as a single sample. Reporting limit is 1%

Samples analyzed by EMSL Analytical, Inc. Cinnaminson, NJ NVLAP Lab Code 101048-0, AIHA-LAP, LLC-IHLAP Lab 100194, NYS ELAP 10872, NJ DEP 03036, PA ID# 68-00367

Initial report from 05/28/2015 17:09:15

EMSL Analytical, Inc.
29 North Plains Highway, Unit # 4, Wallingford, CT 06492
Phone/Fax: 203-284-5948 / (203) 284-5978
http://www.EMSL.com wallingfordlab@emsl.com

EMSL Order:	241502076
CustomerID:	OSPR52
CustomerPO:	
ProjectID:	

Attn: **Robert Grabarek**
Osprey Environmental Engineering, LLC
146 East Main Street

Clinton, CT 06413

Phone:	(860) 669-8651
Fax:	(860) 664-3751
Received:	05/19/15 2:00 PM
Analysis Date:	5/28/2015
Collected:	5/15/2015

Project: **ASBESTOS SURVEY FORMER NEW BRITAIN POLICE STATION**

Test Report: Asbestos Analysis of Bulk Materials via EPA 600/R-93/116 Method using Polarized Light Microscopy

			Non-Asbestos		Asbestos
Sample	**Description**	**Appearance**	**% Fibrous**	**% Non-Fibrous**	**% Type**
46B-Floor Tile *241502076-0143*	Floor 2 - floor tile 12" brown w/mastic brown				**Stop Positive (Not Analyzed)**
46B-Mastic *241502076-0143A*	Floor 2 - floor tile 12" brown w/mastic brown	Tan Non-Fibrous Homogeneous		100% Non-fibrous (other)	**None Detected**
46C-Floor Tile *241502076-0144*	Floor 2 - floor tile 12" brown w/mastic brown				**Stop Positive (Not Analyzed)**
46C-Mastic *241502076-0144A*	Floor 2 - floor tile 12" brown w/mastic brown	Yellow Non-Fibrous Homogeneous		100% Non-fibrous (other)	**None Detected**
47A *241502076-0145*	Wood panel mastic brown - wood panel mastic brown	Tan Non-Fibrous Homogeneous		100% Non-fibrous (other)	**None Detected**
47B *241502076-0146*	Wood panel mastic brown - wood panel mastic brown	Tan Non-Fibrous Homogeneous		100% Non-fibrous (other)	**None Detected**
47C *241502076-0147*	Wood panel mastic brown - wood panel mastic brown	Yellow Non-Fibrous Homogeneous		100% Non-fibrous (other)	**None Detected**
48A *241502076-0148*	Flex duct black - flex duct black	Black Fibrous Homogeneous	25% Glass	75% Non-fibrous (other)	**None Detected**

Analyst(s)

Benjamin verghese (41) *Clarissa Turton (34)* *Juli Patel (67)*
Christian Strey (24) *Daniel Fricker (27)* *Samantha Rundstorm (5)*

Gloria V. Oriol, Laboratory Manager
or other approved signatory

EMSL maintains liability limited to cost of analysis. This report relates only to the samples reported and may not be reproduced, except in full, without written approval by EMSL. EMSL bears no responsibility for sample collection activities or analytical method limitations. Interpretation and use of test results are the responsibility of the client. This report must not be used by the client to claim product certification, approval, or endorsement by NVLAP, NIST or any agency of the federal government. Non-friable organically bound materials present a problem matrix and therefore EMSL recommends gravimetric reduction prior to analysis. Samples received in good condition unless otherwise noted. Estimated accuracy, precision and uncertainty data available upon request. Unless requested by the client, building materials manufactured with multiple layers (i.e. linoleum, wallboard, etc.) are reported as a single sample. Reporting limit is 1%

Samples analyzed by EMSL Analytical, Inc. Cinnaminson, NJ NVLAP Lab Code 101048-0, AIHA-LAP, LLC-IHLAP Lab 100194, NYS ELAP 10872, NJ DEP 03036, PA ID# 68-00367

Initial report from 05/28/2015 17:09:15

EMSL Analytical, Inc.
29 North Plains Highway, Unit # 4, Wallingford, CT 06492
Phone/Fax: 203-284-5948 / (203) 284-5978
http://www.EMSL.com wallingfordlab@emsl.com

EMSL Order:	241502076
CustomerID:	OSPR52
CustomerPO:	
ProjectID:	

Attn: **Robert Grabarek**
Osprey Environmental Engineering, LLC
146 East Main Street

Clinton, CT 06413

Phone:	(860) 669-8651
Fax:	(860) 664-3751
Received:	05/19/15 2:00 PM
Analysis Date:	5/28/2015
Collected:	5/15/2015

Project: **ASBESTOS SURVEY FORMER NEW BRITAIN POLICE STATION**

Test Report: Asbestos Analysis of Bulk Materials via EPA 600/R-93/116 Method using Polarized Light Microscopy

			Non-Asbestos				Asbestos	
Sample	**Description**	**Appearance**	**%**	**Fibrous**	**%**	**Non-Fibrous**	**%**	**Type**
48B *241502076-0149*	Flex duct black - flex duct black	Black Fibrous Homogeneous	40%	Glass	60%	Non-fibrous (other)		**None Detected**
48C *241502076-0150*	Flex duct black - flex duct black	Black Fibrous Homogeneous	25%	Glass	75%	Non-fibrous (other)		**None Detected**
49A-Floor Tile *241502076-0151*	Floor B - floor tile green 12" w/mastic black	Green Non-Fibrous Homogeneous			95%	Non-fibrous (other)	**5%**	**Chrysotile**
49A-Mastic *241502076-0151A*	Floor B - floor tile green 12" w/mastic black	Black Non-Fibrous Homogeneous			97%	Non-fibrous (other)	**3%**	**Chrysotile**
49B-Floor Tile *241502076-0152*	Floor B - floor tile green 12" w/mastic black							**Stop Positive (Not Analyzed)**
49B-Mastic *241502076-0152A*	Floor B - floor tile green 12" w/mastic black							**Stop Positive (Not Analyzed)**
49C-Floor Tile *241502076-0153*	Floor B - floor tile green 12" w/mastic black							**Stop Positive (Not Analyzed)**
49C-Mastic *241502076-0153A*	Floor B - floor tile green 12" w/mastic black							**Stop Positive (Not Analyzed)**

Analyst(s)

Benjamin verghese (41) *Clarissa Turton (34)* *Juli Patel (67)*
Christian Strey (24) *Daniel Fricker (27)* *Samantha Rundstorm (5)*

Gloria V. Oriol, Laboratory Manager
or other approved signatory

EMSL maintains liability limited to cost of analysis. This report relates only to the samples reported and may not be reproduced, except in full, without written approval by EMSL. EMSL bears no responsibility for sample collection activities or analytical method limitations. Interpretation and use of test results are the responsibility of the client. This report must not be used by the client to claim product certification, approval, or endorsement by NVLAP, NIST or any agency of the federal government. Non-friable organically bound materials present a problem matrix and therefore EMSL recommends gravimetric reduction prior to analysis. Samples received in good condition unless otherwise noted. Estimated accuracy, precision and uncertainty data available upon request. Unless requested by the client, building materials manufactured with multiple layers (i.e. linoleum, wallboard, etc.) are reported as a single sample. Reporting limit is 1%

Samples analyzed by EMSL Analytical, Inc. Cinnaminson, NJ NVLAP Lab Code 101048-0, AIHA-LAP, LLC-IHLAP Lab 100194, NYS ELAP 10872, NJ DEP 03036, PA ID# 68-00367

Initial report from 05/28/2015 17:09:15

EMSL Analytical, Inc.
29 North Plains Highway, Unit # 4, Wallingford, CT 06492
Phone/Fax: 203-284-5948 / (203) 284-5978
http://www.EMSL.com wallingfordlab@emsl.com

EMSL Order:	241502076
CustomerID:	OSPR52
CustomerPO:	
ProjectID:	

Attn: **Robert Grabarek**
Osprey Environmental Engineering, LLC
146 East Main Street

Clinton, CT 06413

Phone:	(860) 669-8651
Fax:	(860) 664-3751
Received:	05/19/15 2:00 PM
Analysis Date:	5/28/2015
Collected:	5/15/2015

Project: **ASBESTOS SURVEY FORMER NEW BRITAIN POLICE STATION**

Test Report: Asbestos Analysis of Bulk Materials via EPA 600/R-93/116 Method using Polarized Light Microscopy

			Non-Asbestos		Asbestos
Sample	**Description**	**Appearance**	**% Fibrous**	**% Non-Fibrous**	**% Type**
51A *241502076-0154*	Floor E- side walk expansion joint brittle - asphalt compression joint	Black Fibrous Homogeneous	2% Cellulose	96% Non-fibrous (other)	**2% Chrysotile**
51B *241502076-0155*	Floor E- side walk expansion joint brittle - asphalt compression joint				**Stop Positive (Not Analyzed)**
51C *241502076-0156*	Floor E- side walk expansion joint brittle - asphalt compression joint				**Stop Positive (Not Analyzed)**
52A *241502076-0157*	Floor E- pliable - caulk grey stone joints	White Non-Fibrous Homogeneous		100% Non-fibrous (other)	**None Detected**
52B *241502076-0158*	Floor E- pliable - caulk grey stone joints	White Non-Fibrous Homogeneous		100% Non-fibrous (other)	**None Detected**
52C *241502076-0159*	Floor E- pliable - caulk grey stone joints	White Non-Fibrous Homogeneous		100% Non-fibrous (other)	**None Detected**
53A *241502076-0160*	Floor E- pliable - caulk black door	Black Non-Fibrous Homogeneous		100% Non-fibrous (other)	**None Detected**
53B *241502076-0161*	Floor E- pliable - caulk black door	Black Non-Fibrous Homogeneous		100% Non-fibrous (other)	**None Detected**

Analyst(s)

Benjamin verghese (41) *Clarissa Turton (34)* *Juli Patel (67)*
Christian Strey (24) *Daniel Fricker (27)* *Samantha Rundstorm (5)*

Gloria V. Oriol, Laboratory Manager
or other approved signatory

EMSL maintains liability limited to cost of analysis. This report relates only to the samples reported and may not be reproduced, except in full, without written approval by EMSL. EMSL bears no responsibility for sample collection activities or analytical method limitations. Interpretation and use of test results are the responsibility of the client. This report must not be used by the client to claim product certification, approval, or endorsement by NVLAP, NIST or any agency of the federal government. Non-friable organically bound materials present a problem matrix and therefore EMSL recommends gravimetric reduction prior to analysis. Samples received in good condition unless otherwise noted. Estimated accuracy, precision and uncertainty data available upon request. Unless requested by the client, building materials manufactured with multiple layers (i.e. linoleum, wallboard, etc.) are reported as a single sample. Reporting limit is 1%

Samples analyzed by EMSL Analytical, Inc. Cinnaminson, NJ NVLAP Lab Code 101048-0, AIHA-LAP, LLC-IHLAP Lab 100194, NYS ELAP 10872, NJ DEP 03036, PA ID# 68-00367

Initial report from 05/28/2015 17:09:15

EMSL Analytical, Inc.
29 North Plains Highway, Unit # 4, Wallingford, CT 06492
Phone/Fax: 203-284-5948 / (203) 284-5978
http://www.EMSL.com wallingfordlab@emsl.com

EMSL Order:	241502076
CustomerID:	OSPR52
CustomerPO:	
ProjectID:	

Attn: **Robert Grabarek**
Osprey Environmental Engineering, LLC
146 East Main Street

Clinton, CT 06413

Phone:	(860) 669-8651
Fax:	(860) 664-3751
Received:	05/19/15 2:00 PM
Analysis Date:	5/28/2015
Collected:	5/15/2015

Project: **ASBESTOS SURVEY FORMER NEW BRITAIN POLICE STATION**

Test Report: Asbestos Analysis of Bulk Materials via EPA 600/R-93/116 Method using Polarized Light Microscopy

			Non-Asbestos		Asbestos
Sample	**Description**	**Appearance**	**% Fibrous**	**% Non-Fibrous**	**% Type**
53C *241502076-0162*	Floor E- pliable - caulk black door	Black Non-Fibrous Homogeneous		100% Non-fibrous (other)	**None Detected**
54A *241502076-0163*	Floor E- pliable - glazing black window	Black Non-Fibrous Homogeneous		95% Non-fibrous (other)	**5% Chrysotile**
54B *241502076-0164*	Floor E- pliable - glazing black window				**Stop Positive (Not Analyzed)**
54C *241502076-0165*	Floor E- pliable - glazing black window				**Stop Positive (Not Analyzed)**
55A *241502076-0166*	Floor E- pliable - caulk door grey	White Non-Fibrous Homogeneous		100% Non-fibrous (other)	**None Detected**
55B *241502076-0167*	Floor E- pliable - caulk door grey	White Non-Fibrous Homogeneous		100% Non-fibrous (other)	**None Detected**
55C *241502076-0168*	Floor E- pliable - caulk door grey	White Non-Fibrous Homogeneous		100% Non-fibrous (other)	**None Detected**
56A *241502076-0169*	Floor E- brittle - glazing black window	Black Fibrous Homogeneous		96% Non-fibrous (other)	**4% Chrysotile**
56B *241502076-0170*	Floor E- brittle - glazing black window				**Stop Positive (Not Analyzed)**

Analyst(s)

Benjamin verghese (41) *Clarissa Turton (34)* *Juli Patel (67)*
Christian Strey (24) *Daniel Fricker (27)* *Samantha Rundstorm (5)*

Gloria V. Oriol, Laboratory Manager
or other approved signatory

EMSL maintains liability limited to cost of analysis. This report relates only to the samples reported and may not be reproduced, except in full, without written approval by EMSL. EMSL bears no responsibility for sample collection activities or analytical method limitations. Interpretation and use of test results are the responsibility of the client. This report must not be used by the client to claim product certification, approval, or endorsement by NVLAP, NIST or any agency of the federal government. Non-friable organically bound materials present a problem matrix and therefore EMSL recommends gravimetric reduction prior to analysis. Samples received in good condition unless otherwise noted. Estimated accuracy, precision and uncertainty data available upon request. Unless requested by the client, building materials manufactured with multiple layers (i.e. linoleum, wallboard, etc.) are reported as a single sample. Reporting limit is 1%

Samples analyzed by EMSL Analytical, Inc. Cinnaminson, NJ NVLAP Lab Code 101048-0, AIHA-LAP, LLC-IHLAP Lab 100194, NYS ELAP 10872, NJ DEP 03036, PA ID# 68-00367

Initial report from 05/28/2015 17:09:15

EMSL Analytical, Inc.
29 North Plains Highway, Unit # 4, Wallingford, CT 06492
Phone/Fax: 203-284-5948 / (203) 284-5978
http://www.EMSL.com wallingfordlab@emsl.com

EMSL Order: 241502076
CustomerID: OSPR52
CustomerPO:
ProjectID:

Attn: **Robert Grabarek**
Osprey Environmental Engineering, LLC
146 East Main Street

Clinton, CT 06413

Phone: (860) 669-8651
Fax: (860) 664-3751
Received: 05/19/15 2:00 PM
Analysis Date: 5/28/2015
Collected: 5/15/2015

Project: **ASBESTOS SURVEY FORMER NEW BRITAIN POLICE STATION**

Test Report: Asbestos Analysis of Bulk Materials via EPA 600/R-93/116 Method using Polarized Light Microscopy

Sample	Description	Appearance	Non-Asbestos % Fibrous	Non-Asbestos % Non-Fibrous	Asbestos % Type
56C *241502076-0171*	Floor E- brittle - glazing black window				**Stop Positive (Not Analyzed)**
57A *241502076-0172*	Floor E- pliable - caulk black door	Black Non-Fibrous Homogeneous		100% Non-fibrous (other)	**None Detected**
57B *241502076-0173*	Floor E- pliable - caulk black door	Black Non-Fibrous Homogeneous		100% Non-fibrous (other)	**None Detected**
57C *241502076-0174*	Floor E- pliable - caulk black door	Black Non-Fibrous Homogeneous		100% Non-fibrous (other)	**None Detected**
58A *241502076-0175*	Floor E- brittle - caulk black expansion	Black Fibrous Homogeneous	8% Cellulose	90% Non-fibrous (other)	**2% Chrysotile**
58B *241502076-0176*	Floor E- brittle - caulk black expansion				**Stop Positive (Not Analyzed)**
58C *241502076-0177*	Floor E- brittle - caulk black expansion				**Stop Positive (Not Analyzed)**
59A *241502076-0178*	Floor E- pliable - caulk black/grey	White Non-Fibrous Homogeneous		100% Non-fibrous (other)	**None Detected**
59B *241502076-0179*	Floor E- pliable - caulk black/grey	White Non-Fibrous Homogeneous		100% Non-fibrous (other)	**None Detected**

Analyst(s)

Benjamin verghese (41) *Clarissa Turton (34)* *Juli Patel (67)*
Christian Strey (24) *Daniel Fricker (27)* *Samantha Rundstorm (5)*

Gloria V. Oriol, Laboratory Manager
or other approved signatory

EMSL maintains liability limited to cost of analysis. This report relates only to the samples reported and may not be reproduced, except in full, without written approval by EMSL. EMSL bears no responsibility for sample collection activities or analytical method limitations. Interpretation and use of test results are the responsibility of the client. This report must not be used by the client to claim product certification, approval, or endorsement by NVLAP, NIST or any agency of the federal government. Non-friable organically bound materials present a problem matrix and therefore EMSL recommends gravimetric reduction prior to analysis. Samples received in good condition unless otherwise noted. Estimated accuracy, precision and uncertainty data available upon request. Unless requested by the client, building materials manufactured with multiple layers (i.e. linoleum, wallboard, etc.) are reported as a single sample. Reporting limit is 1%

Samples analyzed by EMSL Analytical, Inc. Cinnaminson, NJ NVLAP Lab Code 101048-0, AIHA-LAP, LLC-IHLAP Lab 100194, NYS ELAP 10872, NJ DEP 03036, PA ID# 68-00367

Initial report from 05/28/2015 17:09:15

EMSL Analytical, Inc.
29 North Plains Highway, Unit # 4, Wallingford, CT 06492
Phone/Fax: 203-284-5948 / (203) 284-5978
http://www.EMSL.com wallingfordlab@emsl.com

EMSL Order:	241502076
CustomerID:	OSPR52
CustomerPO:	
ProjectID:	

Attn: **Robert Grabarek**
Osprey Environmental Engineering, LLC
146 East Main Street

Clinton, CT 06413

Phone:	(860) 669-8651
Fax:	(860) 664-3751
Received:	05/19/15 2:00 PM
Analysis Date:	5/28/2015
Collected:	5/15/2015

Project: **ASBESTOS SURVEY FORMER NEW BRITAIN POLICE STATION**

Test Report: Asbestos Analysis of Bulk Materials via EPA 600/R-93/116 Method using Polarized Light Microscopy

			Non-Asbestos		Asbestos
Sample	**Description**	**Appearance**	**% Fibrous**	**% Non-Fibrous**	**% Type**
59C *241502076-0180*	Floor E- pliable - caulk black/grey	White Non-Fibrous Homogeneous		100% Non-fibrous (other)	**None Detected**
60A *241502076-0181*	Floor E- pliable - caulk black/grey	White Non-Fibrous Homogeneous		100% Non-fibrous (other)	**None Detected**
60B *241502076-0182*	Floor E- pliable - caulk black/grey	White Non-Fibrous Homogeneous		100% Non-fibrous (other)	**None Detected**
60C *241502076-0183*	Floor E- pliable - caulk black/grey	White/Rust Non-Fibrous Homogeneous		100% Non-fibrous (other)	**None Detected**
61A *241502076-0184*	Floor E- pliable-stiff - caulk black/grey brick panel joints	Brown Non-Fibrous Homogeneous		100% Non-fibrous (other)	**None Detected**
61B *241502076-0185*	Floor E- pliable-stiff - caulk black/grey brick panel joints	Brown Non-Fibrous Homogeneous		100% Non-fibrous (other)	**None Detected**
61C *241502076-0186*	Floor E- pliable-stiff - caulk black/grey brick panel joints	Brown Non-Fibrous Homogeneous		100% Non-fibrous (other)	**None Detected**
100A-Floor Tile *241502076-0187*	Floor B - floor tile 9" green w/mastic black	Black/Green Non-Fibrous Heterogeneous		97% Non-fibrous (other)	**3% Chrysotile**

Analyst(s)

Benjamin verghese (41) *Clarissa Turton (34)* *Juli Patel (67)*
Christian Strey (24) *Daniel Fricker (27)* *Samantha Rundstorm (5)*

Gloria V. Oriol, Laboratory Manager
or other approved signatory

EMSL maintains liability limited to cost of analysis. This report relates only to the samples reported and may not be reproduced, except in full, without written approval by EMSL. EMSL bears no responsibility for sample collection activities or analytical method limitations. Interpretation and use of test results are the responsibility of the client. This report must not be used by the client to claim product certification, approval, or endorsement by NVLAP, NIST or any agency of the federal government. Non-friable organically bound materials present a problem matrix and therefore EMSL recommends gravimetric reduction prior to analysis. Samples received in good condition unless otherwise noted. Estimated accuracy, precision and uncertainty data available upon request. Unless requested by the client, building materials manufactured with multiple layers (i.e. linoleum, wallboard, etc.) are reported as a single sample. Reporting limit is 1%

Samples analyzed by EMSL Analytical, Inc. Cinnaminson, NJ NVLAP Lab Code 101048-0, AIHA-LAP, LLC-IHLAP Lab 100194, NYS ELAP 10872, NJ DEP 03036, PA ID# 68-00367

Initial report from 05/28/2015 17:09:15

EMSL Analytical, Inc.
29 North Plains Highway, Unit # 4, Wallingford, CT 06492
Phone/Fax: 203-284-5948 / (203) 284-5978
http://www.EMSL.com wallingfordlab@emsl.com

EMSL Order:	241502076
CustomerID:	OSPR52
CustomerPO:	
ProjectID:	

Attn: **Robert Grabarek**
Osprey Environmental Engineering, LLC
146 East Main Street

Clinton, CT 06413

Phone:	(860) 669-8651
Fax:	(860) 664-3751
Received:	05/19/15 2:00 PM
Analysis Date:	5/28/2015
Collected:	5/15/2015

Project: **ASBESTOS SURVEY FORMER NEW BRITAIN POLICE STATION**

Test Report: Asbestos Analysis of Bulk Materials via EPA 600/R-93/116 Method using Polarized Light Microscopy

			Non-Asbestos		Asbestos
Sample	**Description**	**Appearance**	**% Fibrous**	**% Non-Fibrous**	**% Type**
100A-Mastic *241502076-0187A*	Floor B - floor tile 9" green w/mastic black	Black Non-Fibrous Homogeneous		95% Non-fibrous (other)	**5% Chrysotile**
100B-Floor Tile *241502076-0188*	Floor B - floor tile 9" green w/mastic black				**Stop Positive (Not Analyzed)**
100B-Mastic *241502076-0188A*	Floor B - floor tile 9" green w/mastic black				**Stop Positive (Not Analyzed)**
100C-Floor Tile *241502076-0189*	Floor B - floor tile 9" green w/mastic black				**Stop Positive (Not Analyzed)**
100C-Mastic *241502076-0189A*	Floor B - floor tile 9" green w/mastic black				**Stop Positive (Not Analyzed)**
101A-Floor Tile *241502076-0190*	Floor tile 12" brown w/mastic black - floor tile 12" brown w/mastic black	Brown Non-Fibrous Homogeneous		96% Non-fibrous (other)	**4% Chrysotile**
101A-Mastic *241502076-0190A*	Floor tile 12" brown w/mastic black - floor tile 12" brown w/mastic black	Black Non-Fibrous Homogeneous		95% Non-fibrous (other)	**5% Chrysotile**

Analyst(s)

Benjamin verghese (41) *Clarissa Turton (34)* *Juli Patel (67)*
Christian Strey (24) *Daniel Fricker (27)* *Samantha Rundstorm (5)*

Gloria V. Oriol, Laboratory Manager
or other approved signatory

EMSL maintains liability limited to cost of analysis. This report relates only to the samples reported and may not be reproduced, except in full, without written approval by EMSL. EMSL bears no responsibility for sample collection activities or analytical method limitations. Interpretation and use of test results are the responsibility of the client. This report must not be used by the client to claim product certification, approval, or endorsement by NVLAP, NIST or any agency of the federal government. Non-friable organically bound materials present a problem matrix and therefore EMSL recommends gravimetric reduction prior to analysis. Samples received in good condition unless otherwise noted. Estimated accuracy, precision and uncertainty data available upon request. Unless requested by the client, building materials manufactured with multiple layers (i.e. linoleum, wallboard, etc.) are reported as a single sample. Reporting limit is 1%

Samples analyzed by EMSL Analytical, Inc. Cinnaminson, NJ NVLAP Lab Code 101048-0, AIHA-LAP, LLC-IHLAP Lab 100194, NYS ELAP 10872, NJ DEP 03036, PA ID# 68-00367

Initial report from 05/28/2015 17:09:15

EMSL Analytical, Inc.
29 North Plains Highway, Unit # 4, Wallingford, CT 06492
Phone/Fax: 203-284-5948 / (203) 284-5978
http://www.EMSL.com wallingfordlab@emsl.com

EMSL Order:	241502076
CustomerID:	OSPR52
CustomerPO:	
ProjectID:	

Attn: **Robert Grabarek**
Osprey Environmental Engineering, LLC
146 East Main Street

Clinton, CT 06413

Phone:	(860) 669-8651
Fax:	(860) 664-3751
Received:	05/19/15 2:00 PM
Analysis Date:	5/28/2015
Collected:	5/15/2015

Project: **ASBESTOS SURVEY FORMER NEW BRITAIN POLICE STATION**

Test Report: Asbestos Analysis of Bulk Materials via EPA 600/R-93/116 Method using Polarized Light Microscopy

			Non-Asbestos				Asbestos
Sample	**Description**	**Appearance**	**%**	**Fibrous**	**%**	**Non-Fibrous**	**% Type**
101B-Floor Tile *241502076-0191*	Floor tile 12" brown w/mastic black - floor tile 12" brown w/mastic black						**Stop Positive (Not Analyzed)**
101B-Mastic *241502076-0191A*	Floor tile 12" brown w/mastic black - floor tile 12" brown w/mastic black						**Stop Positive (Not Analyzed)**
101C-Floor Tile *241502076-0192*	Floor tile 12" brown w/mastic black - floor tile 12" brown w/mastic black						**Stop Positive (Not Analyzed)**
101C-Mastic *241502076-0192A*	Floor tile 12" brown w/mastic black - floor tile 12" brown w/mastic black						**Stop Positive (Not Analyzed)**
102A *241502076-0193*	Floor B - fiberglass in ducts yellow	Brown Fibrous Homogeneous	60%	Glass	40%	Non-fibrous (other)	**None Detected**
102B *241502076-0194*	Floor B - fiberglass in ducts yellow	Brown Fibrous Homogeneous	60%	Glass	40%	Non-fibrous (other)	**None Detected**
102C *241502076-0195*	Floor B - fiberglass in ducts yellow	Brown Fibrous Homogeneous	75%	Glass	25%	Non-fibrous (other)	**None Detected**

Analyst(s)

Benjamin verghese (41) *Clarissa Turton (34)* *Juli Patel (67)*
Christian Strey (24) *Daniel Fricker (27)* *Samantha Rundstorm (5)*

Gloria V. Oriol, Laboratory Manager
or other approved signatory

EMSL maintains liability limited to cost of analysis. This report relates only to the samples reported and may not be reproduced, except in full, without written approval by EMSL. EMSL bears no responsibility for sample collection activities or analytical method limitations. Interpretation and use of test results are the responsibility of the client. This report must not be used by the client to claim product certification, approval, or endorsement by NVLAP, NIST or any agency of the federal government. Non-friable organically bound materials present a problem matrix and therefore EMSL recommends gravimetric reduction prior to analysis. Samples received in good condition unless otherwise noted. Estimated accuracy, precision and uncertainty data available upon request. Unless requested by the client, building materials manufactured with multiple layers (i.e. linoleum, wallboard, etc.) are reported as a single sample. Reporting limit is 1%

Samples analyzed by EMSL Analytical, Inc. Cinnaminson, NJ NVLAP Lab Code 101048-0, AIHA-LAP, LLC-IHLAP Lab 100194, NYS ELAP 10872, NJ DEP 03036, PA ID# 68-00367

Initial report from 05/28/2015 17:09:15

EMSL Analytical, Inc.
29 North Plains Highway, Unit # 4, Wallingford, CT 06492
Phone/Fax: 203-284-5948 / (203) 284-5978
http://www.EMSL.com wallingfordlab@emsl.com

EMSL Order:	241502076
CustomerID:	OSPR52
CustomerPO:	
ProjectID:	

Attn: **Robert Grabarek**
Osprey Environmental Engineering, LLC
146 East Main Street

Clinton, CT 06413

Phone:	(860) 669-8651
Fax:	(860) 664-3751
Received:	05/19/15 2:00 PM
Analysis Date:	5/28/2015
Collected:	5/15/2015

Project: **ASBESTOS SURVEY FORMER NEW BRITAIN POLICE STATION**

Test Report: Asbestos Analysis of Bulk Materials via EPA 600/R-93/116 Method using Polarized Light Microscopy

			Non-Asbestos			Asbestos
Sample	**Description**	**Appearance**	**% Fibrous**		**% Non-Fibrous**	**% Type**
103A *241502076-0196*	Floor B - flue tube cement grey	Gray Non-Fibrous Homogeneous			100% Non-fibrous (other)	**None Detected**
103B *241502076-0197*	Floor B - flue tube cement grey	Gray Non-Fibrous Homogeneous			100% Non-fibrous (other)	**None Detected**
103C *241502076-0198*	Floor B - flue tube cement grey	Gray Non-Fibrous Homogeneous			100% Non-fibrous (other)	**None Detected**
104A *241502076-0199*	Floor- all - firestop grey	Gray Non-Fibrous Homogeneous			100% Non-fibrous (other)	**None Detected**
104B *241502076-0200*	Floor- all - firestop grey	Gray Non-Fibrous Homogeneous			100% Non-fibrous (other)	**None Detected**
104C *241502076-0201*	Floor- all - firestop grey	Gray Non-Fibrous Homogeneous			100% Non-fibrous (other)	**None Detected**
105A *241502076-0202*	Floor B - flex duct black	Black Fibrous Homogeneous	25% Glass		75% Non-fibrous (other)	**None Detected**
105B *241502076-0203*	Floor B - flex duct black	Black Fibrous Homogeneous	25% Glass		75% Non-fibrous (other)	**None Detected**

Analyst(s)

Benjamin verghese (41) *Clarissa Turton (34)* *Juli Patel (67)*
Christian Strey (24) *Daniel Fricker (27)* *Samantha Rundstorm (5)*

Gloria V. Oriol, Laboratory Manager
or other approved signatory

EMSL maintains liability limited to cost of analysis. This report relates only to the samples reported and may not be reproduced, except in full, without written approval by EMSL. EMSL bears no responsibility for sample collection activities or analytical method limitations. Interpretation and use of test results are the responsibility of the client. This report must not be used by the client to claim product certification, approval, or endorsement by NVLAP, NIST or any agency of the federal government. Non-friable organically bound materials present a problem matrix and therefore EMSL recommends gravimetric reduction prior to analysis. Samples received in good condition unless otherwise noted. Estimated accuracy, precision and uncertainty data available upon request. Unless requested by the client, building materials manufactured with multiple layers (i.e. linoleum, wallboard, etc.) are reported as a single sample. Reporting limit is 1%

Samples analyzed by EMSL Analytical, Inc. Cinnaminson, NJ NVLAP Lab Code 101048-0, AIHA-LAP, LLC-IHLAP Lab 100194, NYS ELAP 10872, NJ DEP 03036, PA ID# 68-00367

Initial report from 05/28/2015 17:09:15

EMSL Analytical, Inc.
29 North Plains Highway, Unit # 4, Wallingford, CT 06492
Phone/Fax: 203-284-5948 / (203) 284-5978
http://www.EMSL.com wallingfordlab@emsl.com

EMSL Order:	241502076
CustomerID:	OSPR52
CustomerPO:	
ProjectID:	

Attn: **Robert Grabarek**
Osprey Environmental Engineering, LLC
146 East Main Street

Clinton, CT 06413

Phone:	(860) 669-8651
Fax:	(860) 664-3751
Received:	05/19/15 2:00 PM
Analysis Date:	5/28/2015
Collected:	5/15/2015

Project: **ASBESTOS SURVEY FORMER NEW BRITAIN POLICE STATION**

Test Report: Asbestos Analysis of Bulk Materials via EPA 600/R-93/116 Method using Polarized Light Microscopy

			Non-Asbestos			Asbestos
Sample	**Description**	**Appearance**	**% Fibrous**		**% Non-Fibrous**	**% Type**
105C *241502076-0204*	Floor B - flex duct black	Black Fibrous Homogeneous	25%	Glass	75% Non-fibrous (other)	**None Detected**
106A-Skim Coat *241502076-0205*	Floor- Ext - plaster white/grey	White Non-Fibrous Homogeneous			97% Non-fibrous (other)	**3% Chrysotile**
106A-Base Coat *241502076-0205A*	Floor- Ext - plaster white/grey	Gray Non-Fibrous Homogeneous			100% Non-fibrous (other)	**None Detected**
106B-Skim Coat *241502076-0206*	Floor- Ext - plaster white/grey					**Stop Positive (Not Analyzed)**
106B-Base Coat *241502076-0206A*	Floor- Ext - plaster white/grey	Gray Non-Fibrous Homogeneous			100% Non-fibrous (other)	**None Detected**
106C-Skim Coat *241502076-0207*	Floor- Ext - plaster white/grey					**Stop Positive (Not Analyzed)**
106C-Base Coat *241502076-0207A*	Floor- Ext - plaster white/grey	Gray Non-Fibrous Homogeneous			100% Non-fibrous (other)	**None Detected**
107A *241502076-0208*	Floor R - vent caulk white	White Non-Fibrous Homogeneous			100% Non-fibrous (other)	**None Detected**
107B *241502076-0209*	Floor R - vent caulk white	White Non-Fibrous Homogeneous			100% Non-fibrous (other)	**None Detected**

Analyst(s)

Benjamin verghese (41) *Clarissa Turton (34)* *Juli Patel (67)*
Christian Strey (24) *Daniel Fricker (27)* *Samantha Rundstorm (5)*

Gloria V. Oriol, Laboratory Manager
or other approved signatory

EMSL maintains liability limited to cost of analysis. This report relates only to the samples reported and may not be reproduced, except in full, without written approval by EMSL. EMSL bears no responsibility for sample collection activities or analytical method limitations. Interpretation and use of test results are the responsibility of the client. This report must not be used by the client to claim product certification, approval, or endorsement by NVLAP, NIST or any agency of the federal government. Non-friable organically bound materials present a problem matrix and therefore EMSL recommends gravimetric reduction prior to analysis. Samples received in good condition unless otherwise noted. Estimated accuracy, precision and uncertainty data available upon request. Unless requested by the client, building materials manufactured with multiple layers (i.e. linoleum, wallboard, etc.) are reported as a single sample. Reporting limit is 1%

Samples analyzed by EMSL Analytical, Inc. Cinnaminson, NJ NVLAP Lab Code 101048-0, AIHA-LAP, LLC-IHLAP Lab 100194, NYS ELAP 10872, NJ DEP 03036, PA ID# 68-00367

Initial report from 05/28/2015 17:09:15

EMSL Analytical, Inc.
29 North Plains Highway, Unit # 4, Wallingford, CT 06492
Phone/Fax: 203-284-5948 / (203) 284-5978
http://www.EMSL.com wallingfordlab@emsl.com

EMSL Order: 241502076
CustomerID: OSPR52
CustomerPO:
ProjectID:

Attn: **Robert Grabarek**
Osprey Environmental Engineering, LLC
146 East Main Street

Clinton, CT 06413

Phone: (860) 669-8651
Fax: (860) 664-3751
Received: 05/19/15 2:00 PM
Analysis Date: 5/28/2015
Collected: 5/15/2015

Project: **ASBESTOS SURVEY FORMER NEW BRITAIN POLICE STATION**

Test Report: Asbestos Analysis of Bulk Materials via EPA 600/R-93/116 Method using Polarized Light Microscopy

			Non-Asbestos			Asbestos
Sample	**Description**	**Appearance**	**% Fibrous**		**% Non-Fibrous**	**% Type**
107C *241502076-0210*	Floor R - vent caulk white	White Non-Fibrous Homogeneous			100% Non-fibrous (other)	**None Detected**
108A *241502076-0211*	Floor R - flashing appurtenances black	Black Fibrous Homogeneous			92% Non-fibrous (other)	**8% Chrysotile**
108B *241502076-0212*	Floor R - flashing appurtenances black					**Stop Positive (Not Analyzed)**
108C *241502076-0213*	Floor R - flashing appurtenances black					**Stop Positive (Not Analyzed)**
109A *241502076-0214*	Floor R - parapet flashing black	Black Non-Fibrous Homogeneous	5% 5%	Cellulose Synthetic	90% Non-fibrous (other)	**None Detected**
109B *241502076-0215*	Floor R - parapet flashing black	Black Fibrous Homogeneous	4% 6%	Cellulose Synthetic	90% Non-fibrous (other)	**None Detected**
109C *241502076-0216*	Floor R - parapet flashing black	Black Fibrous Homogeneous	25%	Synthetic	75% Non-fibrous (other)	**None Detected**
110A *241502076-0217*	Floor R - parapet flashing base black	Black Non-Fibrous Homogeneous	10%	Cellulose	90% Non-fibrous (other)	**None Detected**
110B *241502076-0218*	Floor R - parapet flashing base black	Black Non-Fibrous Homogeneous	3%	Cellulose	97% Non-fibrous (other)	**None Detected**

Analyst(s)

Benjamin verghese (41) *Clarissa Turton (34)* *Juli Patel (67)*
Christian Strey (24) *Daniel Fricker (27)* *Samantha Rundstorm (5)*

Gloria V. Oriol, Laboratory Manager
or other approved signatory

EMSL maintains liability limited to cost of analysis. This report relates only to the samples reported and may not be reproduced, except in full, without written approval by EMSL. EMSL bears no responsibility for sample collection activities or analytical method limitations. Interpretation and use of test results are the responsibility of the client. This report must not be used by the client to claim product certification, approval, or endorsement by NVLAP, NIST or any agency of the federal government. Non-friable organically bound materials present a problem matrix and therefore EMSL recommends gravimetric reduction prior to analysis. Samples received in good condition unless otherwise noted. Estimated accuracy, precision and uncertainty data available upon request. Unless requested by the client, building materials manufactured with multiple layers (i.e. linoleum, wallboard, etc.) are reported as a single sample. Reporting limit is 1%

Samples analyzed by EMSL Analytical, Inc. Cinnaminson, NJ NVLAP Lab Code 101048-0, AIHA-LAP, LLC-IHLAP Lab 100194, NYS ELAP 10872, NJ DEP 03036, PA ID# 68-00367

Initial report from 05/28/2015 17:09:15

EMSL Analytical, Inc.
29 North Plains Highway, Unit # 4, Wallingford, CT 06492
Phone/Fax: 203-284-5948 / (203) 284-5978
http://www.EMSL.com wallingfordlab@emsl.com

EMSL Order:	241502076
CustomerID:	OSPR52
CustomerPO:	
ProjectID:	

Attn: **Robert Grabarek**
Osprey Environmental Engineering, LLC
146 East Main Street

Clinton, CT 06413

Phone:	(860) 669-8651
Fax:	(860) 664-3751
Received:	05/19/15 2:00 PM
Analysis Date:	5/28/2015
Collected:	5/15/2015

Project: **ASBESTOS SURVEY FORMER NEW BRITAIN POLICE STATION**

Test Report: Asbestos Analysis of Bulk Materials via EPA 600/R-93/116 Method using Polarized Light Microscopy

			Non-Asbestos				Asbestos
Sample	**Description**	**Appearance**	**% Fibrous**		**% Non-Fibrous**		**% Type**
110C *241502076-0219*	Floor R - parapet flashing base black	Black Non-Fibrous Homogeneous	5%	Cellulose	95%	Non-fibrous (other)	**None Detected**
111A *241502076-0220*	Floor R - roof upper layer black	Black Fibrous Homogeneous	10% 10%	Glass Cellulose	80%	Non-fibrous (other)	**None Detected**
111B *241502076-0221*	Floor R - roof upper layer black	Black Fibrous Homogeneous	10% 5%	Cellulose Glass	85%	Non-fibrous (other)	**None Detected**
111C *241502076-0222*	Floor R - roof upper layer black	Black Fibrous Homogeneous	20% 5%	Glass Cellulose	75%	Non-fibrous (other)	**None Detected**
112A *241502076-0223*	Floor R - roof middle layer black below brown board	Black Non-Fibrous Homogeneous	2%	Cellulose	98%	Non-fibrous (other)	**None Detected**
112B *241502076-0224*	Floor R - roof middle layer black below brown board	Black Non-Fibrous Homogeneous			100%	Non-fibrous (other)	**None Detected**
112C *241502076-0225*	Floor R - roof middle layer black below brown board	Black Non-Fibrous Homogeneous			100%	Non-fibrous (other)	**None Detected**
113A *241502076-0226*	Floor R - roof lower base whit chalky	Tan Non-Fibrous Heterogeneous			85% 15%	Non-fibrous (other) Vermiculite	**None Detected**

Analyst(s)

Benjamin verghese (41) *Clarissa Turton (34)* *Juli Patel (67)*
Christian Strey (24) *Daniel Fricker (27)* *Samantha Rundstorm (5)*

Gloria V. Oriol, Laboratory Manager
or other approved signatory

EMSL maintains liability limited to cost of analysis. This report relates only to the samples reported and may not be reproduced, except in full, without written approval by EMSL. EMSL bears no responsibility for sample collection activities or analytical method limitations. Interpretation and use of test results are the responsibility of the client. This report must not be used by the client to claim product certification, approval, or endorsement by NVLAP, NIST or any agency of the federal government. Non-friable organically bound materials present a problem matrix and therefore EMSL recommends gravimetric reduction prior to analysis. Samples received in good condition unless otherwise noted. Estimated accuracy, precision and uncertainty data available upon request. Unless requested by the client, building materials manufactured with multiple layers (i.e. linoleum, wallboard, etc.) are reported as a single sample. Reporting limit is 1%

Samples analyzed by EMSL Analytical, Inc. Cinnaminson, NJ NVLAP Lab Code 101048-0, AIHA-LAP, LLC-IHLAP Lab 100194, NYS ELAP 10872, NJ DEP 03036, PA ID# 68-00367

Initial report from 05/28/2015 17:09:15

EMSL Analytical, Inc.
29 North Plains Highway, Unit # 4, Wallingford, CT 06492
Phone/Fax: 203-284-5948 / (203) 284-5978
http://www.EMSL.com wallingfordlab@emsl.com

EMSL Order:	241502076
CustomerID:	OSPR52
CustomerPO:	
ProjectID:	

Attn: **Robert Grabarek**
Osprey Environmental Engineering, LLC
146 East Main Street

Clinton, CT 06413

Phone:	(860) 669-8651
Fax:	(860) 664-3751
Received:	05/19/15 2:00 PM
Analysis Date:	5/28/2015
Collected:	5/15/2015

Project: **ASBESTOS SURVEY FORMER NEW BRITAIN POLICE STATION**

Test Report: Asbestos Analysis of Bulk Materials via EPA 600/R-93/116 Method using Polarized Light Microscopy

			Non-Asbestos			Asbestos
Sample	**Description**	**Appearance**	**% Fibrous**		**% Non-Fibrous**	**% Type**
113B *241502076-0227*	Floor R - roof lower base whit chalky	Tan Non-Fibrous Heterogeneous			80% Non-fibrous (other) 20% Vermiculite	**None Detected**
113C *241502076-0228*	Floor R - roof lower base whit chalky	Gray Fibrous Homogeneous			80% Non-fibrous (other) 20% Vermiculite	**None Detected**
114A-Rubber Membrane *241502076-0229*	Floor R - new roof membrane/paper over foam	Black Non-Fibrous Homogeneous			100% Non-fibrous (other)	**None Detected**
114A-Roofing *241502076-0229A*	Floor R - new roof membrane/paper over foam	Black Fibrous Homogeneous	20% Cellulose		80% Non-fibrous (other)	**None Detected**
114A-Felt Paper *241502076-0229B*	Floor R - new roof membrane/paper over foam	Gray/Black Fibrous Homogeneous	50% Cellulose 15% Glass		35% Non-fibrous (other)	**None Detected**
114B-Rubber Membrane *241502076-0230*	Floor R - new roof membrane/paper over foam	Black Non-Fibrous Homogeneous			100% Non-fibrous (other)	**None Detected**
114B-Roofing *241502076-0230A*	Floor R - new roof membrane/paper over foam	Black Fibrous Homogeneous	20% Cellulose		80% Non-fibrous (other)	**None Detected**
114B-Felt Paper *241502076-0230B*	Floor R - new roof membrane/paper over foam	Gray/Black Fibrous Homogeneous	60% Cellulose 20% Glass		20% Non-fibrous (other)	**None Detected**

Analyst(s)

Benjamin verghese (41) *Clarissa Turton (34)* *Juli Patel (67)*
Christian Strey (24) *Daniel Fricker (27)* *Samantha Rundstorm (5)*

Gloria V. Oriol, Laboratory Manager
or other approved signatory

EMSL maintains liability limited to cost of analysis. This report relates only to the samples reported and may not be reproduced, except in full, without written approval by EMSL. EMSL bears no responsibility for sample collection activities or analytical method limitations. Interpretation and use of test results are the responsibility of the client. This report must not be used by the client to claim product certification, approval, or endorsement by NVLAP, NIST or any agency of the federal government. Non-friable organically bound materials present a problem matrix and therefore EMSL recommends gravimetric reduction prior to analysis. Samples received in good condition unless otherwise noted. Estimated accuracy, precision and uncertainty data available upon request. Unless requested by the client, building materials manufactured with multiple layers (i.e. linoleum, wallboard, etc.) are reported as a single sample. Reporting limit is 1%

Samples analyzed by EMSL Analytical, Inc. Cinnaminson, NJ NVLAP Lab Code 101048-0, AIHA-LAP, LLC-IHLAP Lab 100194, NYS ELAP 10872, NJ DEP 03036, PA ID# 68-00367

Initial report from 05/28/2015 17:09:15

EMSL Analytical, Inc.
29 North Plains Highway, Unit # 4, Wallingford, CT 06492
Phone/Fax: 203-284-5948 / (203) 284-5978
http://www.EMSL.com wallingfordlab@emsl.com

EMSL Order:	241502076
CustomerID:	OSPR52
CustomerPO:	
ProjectID:	

Attn: **Robert Grabarek**
Osprey Environmental Engineering, LLC
146 East Main Street

Clinton, CT 06413

Phone:	(860) 669-8651
Fax:	(860) 664-3751
Received:	05/19/15 2:00 PM
Analysis Date:	5/28/2015
Collected:	5/15/2015

Project: **ASBESTOS SURVEY FORMER NEW BRITAIN POLICE STATION**

Test Report: Asbestos Analysis of Bulk Materials via EPA 600/R-93/116 Method using Polarized Light Microscopy

			Non-Asbestos			Asbestos
Sample	**Description**	**Appearance**	**% Fibrous**		**% Non-Fibrous**	**% Type**
114C-Rubber Membrane *241502076-0231*	Floor R - new roof membrane/paper over foam	Black Non-Fibrous Homogeneous			100% Non-fibrous (other)	**None Detected**
114C-Roofing *241502076-0231A*	Floor R - new roof membrane/paper over foam	Black Non-Fibrous Homogeneous	20%	Cellulose	80% Non-fibrous (other)	**None Detected**
114C-Felt Paper *241502076-0231B*	Floor R - new roof membrane/paper over foam	Black Fibrous Homogeneous	75%	Cellulose	25% Non-fibrous (other)	**None Detected**
115A-Floor Tile *241502076-0232*	Floor- all stairwells - floor tile 12" brown w/mastic black	Tan Non-Fibrous Homogeneous			100% Non-fibrous (other)	**None Detected**
115A-Mastic *241502076-0232A*	Floor- all stairwells - floor tile 12" brown w/mastic black	Brown Non-Fibrous Homogeneous			100% Non-fibrous (other)	**None Detected**
115B-Floor Tile *241502076-0233*	Floor- all stairwells - floor tile 12" brown w/mastic black	Tan Non-Fibrous Homogeneous			100% Non-fibrous (other)	**None Detected**
115B-Mastic *241502076-0233A*	Floor- all stairwells - floor tile 12" brown w/mastic black	Brown Non-Fibrous Homogeneous			100% Non-fibrous (other)	**None Detected**

Analyst(s)

Benjamin verghese (41) *Clarissa Turton (34)* *Juli Patel (67)*
Christian Strey (24) *Daniel Fricker (27)* *Samantha Rundstorm (5)*

Gloria V. Oriol, Laboratory Manager
or other approved signatory

EMSL maintains liability limited to cost of analysis. This report relates only to the samples reported and may not be reproduced, except in full, without written approval by EMSL. EMSL bears no responsibility for sample collection activities or analytical method limitations. Interpretation and use of test results are the responsibility of the client. This report must not be used by the client to claim product certification, approval, or endorsement by NVLAP, NIST or any agency of the federal government. Non-friable organically bound materials present a problem matrix and therefore EMSL recommends gravimetric reduction prior to analysis. Samples received in good condition unless otherwise noted. Estimated accuracy, precision and uncertainty data available upon request. Unless requested by the client, building materials manufactured with multiple layers (i.e. linoleum, wallboard, etc.) are reported as a single sample. Reporting limit is 1%

Samples analyzed by EMSL Analytical, Inc. Cinnaminson, NJ NVLAP Lab Code 101048-0, AIHA-LAP, LLC-IHLAP Lab 100194, NYS ELAP 10872, NJ DEP 03036, PA ID# 68-00367

Initial report from 05/28/2015 17:09:15

EMSL Analytical, Inc.
29 North Plains Highway, Unit # 4, Wallingford, CT 06492
Phone/Fax: 203-284-5948 / (203) 284-5978
http://www.EMSL.com wallingfordlab@emsl.com

EMSL Order:	241502076
CustomerID:	OSPR52
CustomerPO:	
ProjectID:	

Attn: **Robert Grabarek**
Osprey Environmental Engineering, LLC
146 East Main Street

Clinton, CT 06413

Phone:	(860) 669-8651
Fax:	(860) 664-3751
Received:	05/19/15 2:00 PM
Analysis Date:	5/28/2015
Collected:	5/15/2015

Project: **ASBESTOS SURVEY FORMER NEW BRITAIN POLICE STATION**

Test Report: Asbestos Analysis of Bulk Materials via EPA 600/R-93/116 Method using Polarized Light Microscopy

			Non-Asbestos				Asbestos
Sample	**Description**	**Appearance**	**% Fibrous**		**% Non-Fibrous**		**% Type**
115C-Floor Tile *241502076-0234*	Floor- all stairwells - floor tile 12" brown w/mastic black	Tan Non-Fibrous Homogeneous			100%	Non-fibrous (other)	**None Detected**
115C-Mastic *241502076-0234A*	Floor- all stairwells - floor tile 12" brown w/mastic black	Brown Non-Fibrous Homogeneous			100%	Non-fibrous (other)	**None Detected**
116A *241502076-0235*	Floor R - stone roof black	Black Non-Fibrous Homogeneous			100%	Non-fibrous (other)	**None Detected**
116B *241502076-0236*	Floor R - stone roof black	Black Non-Fibrous Homogeneous			100%	Non-fibrous (other)	**None Detected**
116C *241502076-0237*	Floor R - stone roof black	Black Non-Fibrous Homogeneous			100%	Non-fibrous (other)	**None Detected**
117A *241502076-0238*	Floor- all elevators - formica brown	Brown Fibrous Homogeneous	7%	Cellulose	93%	Non-fibrous (other)	**None Detected**
117B *241502076-0239*	Floor- all elevators - formica brown	Brown Fibrous Homogeneous	7%	Cellulose	93%	Non-fibrous (other)	**None Detected**
117C *241502076-0240*	Floor- all elevators - formica brown	Brown Non-Fibrous Homogeneous	10%	Cellulose	90%	Non-fibrous (other)	**None Detected**

Analyst(s)

Benjamin verghese (41) *Clarissa Turton (34)* *Juli Patel (67)*
Christian Strey (24) *Daniel Fricker (27)* *Samantha Rundstorm (5)*

Gloria V. Oriol, Laboratory Manager
or other approved signatory

EMSL maintains liability limited to cost of analysis. This report relates only to the samples reported and may not be reproduced, except in full, without written approval by EMSL. EMSL bears no responsibility for sample collection activities or analytical method limitations. Interpretation and use of test results are the responsibility of the client. This report must not be used by the client to claim product certification, approval, or endorsement by NVLAP, NIST or any agency of the federal government. Non-friable organically bound materials present a problem matrix and therefore EMSL recommends gravimetric reduction prior to analysis. Samples received in good condition unless otherwise noted. Estimated accuracy, precision and uncertainty data available upon request. Unless requested by the client, building materials manufactured with multiple layers (i.e. linoleum, wallboard, etc.) are reported as a single sample. Reporting limit is 1%

Samples analyzed by EMSL Analytical, Inc. Cinnaminson, NJ NVLAP Lab Code 101048-0, AIHA-LAP, LLC-IHLAP Lab 100194, NYS ELAP 10872, NJ DEP 03036, PA ID# 68-00367

Initial report from 05/28/2015 17:09:15

EMSL Analytical, Inc.
29 North Plains Highway, Unit # 4, Wallingford, CT 06492
Phone/Fax: 203-284-5948 / (203) 284-5978
http://www.EMSL.com wallingfordlab@emsl.com

EMSL Order:	241502076
CustomerID:	OSPR52
CustomerPO:	
ProjectID:	

Attn: **Robert Grabarek**
Osprey Environmental Engineering, LLC
146 East Main Street

Clinton, CT 06413

Phone:	(860) 669-8651
Fax:	(860) 664-3751
Received:	05/19/15 2:00 PM
Analysis Date:	5/28/2015
Collected:	5/15/2015

Project: **ASBESTOS SURVEY FORMER NEW BRITAIN POLICE STATION**

Test Report: Asbestos Analysis of Bulk Materials via EPA 600/R-93/116 Method using Polarized Light Microscopy

			Non-Asbestos		Asbestos
Sample	**Description**	**Appearance**	**% Fibrous**	**% Non-Fibrous**	**% Type**
118A *241502076-0241*	Floor- all elevators - rug mastic brown	Yellow Non-Fibrous Homogeneous		100% Non-fibrous (other)	**None Detected**
118B *241502076-0242*	Floor- all elevators - rug mastic brown	Yellow Non-Fibrous Homogeneous		100% Non-fibrous (other)	**None Detected**
118C *241502076-0243*	Floor- all elevators - rug mastic brown	Yellow Non-Fibrous Homogeneous		100% Non-fibrous (other)	**None Detected**

Analyst(s)

Benjamin verghese (41) *Clarissa Turton (34)* *Juli Patel (67)*
Christian Strey (24) *Daniel Fricker (27)* *Samantha Rundstorm (5)*

Gloria V. Oriol, Laboratory Manager
or other approved signatory

EMSL maintains liability limited to cost of analysis. This report relates only to the samples reported and may not be reproduced, except in full, without written approval by EMSL. EMSL bears no responsibility for sample collection activities or analytical method limitations. Interpretation and use of test results are the responsibility of the client. This report must not be used by the client to claim product certification, approval, or endorsement by NVLAP, NIST or any agency of the federal government. Non-friable organically bound materials present a problem matrix and therefore EMSL recommends gravimetric reduction prior to analysis. Samples received in good condition unless otherwise noted. Estimated accuracy, precision and uncertainty data available upon request. Unless requested by the client, building materials manufactured with multiple layers (i.e. linoleum, wallboard, etc.) are reported as a single sample. Reporting limit is 1%

Samples analyzed by EMSL Analytical, Inc. Cinnaminson, NJ NVLAP Lab Code 101048-0, AIHA-LAP, LLC-IHLAP Lab 100194, NYS ELAP 10872, NJ DEP 03036, PA ID# 68-00367

Initial report from 05/28/2015 17:09:15

OrderID: 241502076

241502076

OSPREY ENVIRONMENTAL ENGINEERING 146 EAST MAIN STREET, CLINTON CT 06413 860 669 8651

Asbestos Survey Former New Britain Police Station 5/15/2015

NOTES: STOP POSITIVE, IF JOINT COMPOUND IS POSITIVE, TEST COMBINED SHEETROCK/COMPOUND

SAMPLE ID		ITEM	Floor	Notes:	Comments
1	A-C	Floor tile 9" brown w/ black streaks	1		
2	A-C	mastic black under #1	1		
3	A-C	Ceiling tile 2x2 wormwood	1		
4	A-E	Spray on insulation	1	On beams	
5	A-C	Paiint blue on masonry	1		
6	A-C	Base cove black w/ mastic tan	1		
7	A-C	Wallboard dot pattern	1		
8	A-C	Rug mastic brown	1		
9	A-C	Pipe insulation brown	1		
10	A-C	Terazzo flooring	1		
11	A-C	Pipe Insulation grey	1		
12	A-C	Wall grout grey	1	Bathrooms	
13	A-C	Floor grout grey	1	Bathrooms	
14	A-C	Floor tile 9' green w/ mastic black	1		
15	A-C	Rug tile 12" self adhesive	1		
16	A-C	Floor tile 12" white self adhesive	1		
17	A-C	Floor tile 12" brown stone	1		
18	A-C	Ceiling tile 2x4 woormwood	1	Suspended ceilings	
19	A-C	Elevated floor tile brown	1		
20	A-C	Elevated floor frame base mastic	1		
21	A-G	Plaster white w/ grey base coat	all		
22	A-C	Rug mastic brown	1-3		
23	A-C	Stair runner tan	all		
24	A-C	Window caulk black inside	all		
25	A-C	Rug mastic yellow	1		

Per Robert I will test

RECEIVED
MAY 19 2015
By

241502076

OSPREY ENVIRONMENTAL ENGINEERING 146 EAST MAIN STREET, CLINTON CT 06413 860 669 8651

Asbestos Survey Former New Britain Police Station 5/15/2015

NOTES: STOP POSITIVE, IF JOINT COMPOUND IS POSITIVE, TEST COMBINED SHEETROCK/COMPOUND

SAMPLE ID	ITEM	Floor	Notes:	Comments
26 A-C	Pipe Insulation fitting white	all		
27 A-C	Pipe Insulation lagging white	all		
28 A-C	Sink undercoating grey	1		
29 A-C	Formica black	1	counter photo room	
30 A-C	Formica white	1	counter photo room	
31 A-C	Wall carpet mastic brown	1	Hall	
32 A-C	Glue daub brown	all	behind chalkboards	
33 A-C	Floor tile blue w/ mastic brown	2		
34 A-C	Stair tread linoleum bronw	all		
35 A-C	Wall grout grey	2		
36 A-C	Floor grout grey	2		
37 A-C	Brick mastic brown	all		
38 A-C	Plaster	2	auditorium	
39 A-C	Foamglas panels w/ white spray	2	auditorium	
40 A-C	Foamglas panel glue daubs brown	2	auditorium	
41 A-C	Formica blue	2		
42 A-C	Base cove grey w/ mastic brown	2		
43 A-C	Base cove brown w/ mastic brown	2		
44 A-C	Mastic light brown on wood wall panels	2&3		
45 A-C	Carpet mastic brown	2&3		
46 A-C	Floor tile 12" brown w/ mastic brown	2		
47 A-C	Wood panel mastic brown			
48 A-C	Flex duct black			
49 A-C	Floor tile green 12" w/ mastic black	B		



241502076

OSPREY ENVIRONMENTAL ENGINEERING 146 EAST MAIN STREET, CLINTON CT 06413 860 669 8651

Asbestos Survey Former New Britain Police Station 5/15/2015

NOTES: STOP POSITIVE, IF JOINT COMPOUND IS POSITIVE, TEST COMBINED SHEETROCK/COMPOUND

SAMPLE ID	ITEM	Floor	Notes:	Comments
50 A-C	no sample			
51 A-C	Asphalt compression joint	E	sidewalk expansion joint brittle	
52 A-C	Caulk grey stone joints	E	pliable	
53 A-C	Caulk black door	E	pliable	
54 A-C	Glazing black window	E	pliable	
55 A-C	Caulk door grey	E	pliable	
56 A-C	Glazing lack window	E	brittle	
57 A-C	Caulk black door	E	pliable	
58 A-C	Caulk black expansion	E	brittle	
59 A-C	caulk black/grey	E	pliable	
60 A-C	caulk black/grey	E	pliable	
61 A-C	caulk black/grey brick panel joints	E	Pliable – stiff	

RECEIVED
MAY 19 2015
By QC 14:00

241502076

OSPREY ENVIRONMENTAL ENGINEERING 146 EAST MAIN STREET, CLINTON CT 06413 860 669 8651

Asbestos Survey Former New Britain Police Station 5/15/2015

NOTES: STOP POSITIVE, IF JOINT COMPOUND IS POSITIVE, TEST COMBINED SHEETROCK/COMPOUND

SAMPLE ID		ITEM	Floor	Notes:	Comments
100	A-C	Floor tile 9" green w/ mastic black	B		
101	A-C	Floor tile 12" brown w/ mastic black			
102	A-C	Fiberglas in ducts yellow	B		
103	A-C	Flue tube cement grey	B		
104	A-C	Firestop grey	All		
105	A-C	Flex duct black	B		
106	A-C	Plaster white/grey	Ext		
107	A-C	Vent caulk white	R		
108	A-C	Flashing appurtenances black	R		
109	A-C	Parapet flashing black	R		
110	A-C	Parapet flashing base black	R		
111	A-C	Roof upper layer black	R		
112	A-C	Roof Middle layer black below brown board	R		
113	A-C	Roof lower base white chalky	R		
114	A-C	New roof membrane/paper over foam	R		
115	A-C	Floor tile 12" brown w/ mastic black	All	stairwells	
116	A-C	Stone roof black	R		
117	A-C	Formica brown	All	Elevators	
118	A-C	Rug mastic brown	All	Elevators	

RECEIVED
MAY 19 2015
By

STATE OF CONNECTICUT

DEPARTMENT OF PUBLIC HEALTH

PURSUANT TO THE PROVISIONS OF THE GENERAL STATUTES OF CONNECTICUT

THE INDIVIDUAL NAMED BELOW IS CERTIFIED
BY THIS DEPARTMENT AS A

ASBESTOS CONSULTANT-INSP/MGMT PLANNER

ROBERT J. GRABAREK

CERTIFICATE NO.
000137

CURRENT THROUGH
10/31/15

VALIDATION NO.
03-102579

SIGNATURE

COMMISSIONER

STATE OF CONNECTICUT

DEPARTMENT OF PUBLIC HEALTH

PURSUANT TO THE PROVISIONS OF THE GENERAL STATUTES OF CONNECTICUT

THE INDIVIDUAL NAMED BELOW IS CERTIFIED
BY THIS DEPARTMENT AS A

ASBESTOS CONSULTANT-PROJECT DESIGNER

ROBERT J. GRABAREK

CERTIFICATE NO.
000071

CURRENT THROUGH
10/31/15

VALIDATION NO.
03-102580

SIGNATURE

COMMISSIONER

OSPREY ENVIRONMENTAL ENGINEERING, LLC
146 East Main Street Clinton, CT 06413
Phone: 860.669.8651 Fax: 860.664.3751

Mr. Gerald Clark, Principal
CMG Environmental, Inc.
67 Hall Road
Sturbridge, MA, 05166

14 July 2015

Re: Additional Sampling - Asbestos Predemolition Survey, Former New Britain Police Building, 125 Columbus Boulevard, New Britain, CT

Additional sampling at the above referenced site included the following:

A TCLP analysis was conducted for lead for the firing range glued on wall and ceiling tiles. Lead was present at 1.1 mg/l, well below the 5.0 mg/l threshold for a characteristic hazardous waste. Therefore this material is not a hazardous waste.

An asbestos sample was collected of the glue daubs for the above wall and ceiling tiles. It was not found to be an asbestos containing material.

An asbestos sample was collected for the floor/wall slab joint seal material in the basement. This was found to contain chrysotile at 4% and is therefore an asbestos containing material.

Laboratory analytical result sheets are attached. Should you have any questions regarding the above, please contact me.

Sincerely,
Osprey Environmental Engineering, LLC.



Robert Grabarek, P.E., L.S., LEP
President

EMSL Analytical, Inc.
29 North Plains Highway, Unit # 4, Wallingford, CT 06492
Phone/Fax: 203-284-5948 / (203) 284-5978
http://www.EMSL.com wallingfordlab@emsl.com

EMSL Order:	241502915
CustomerID:	OSPR52
CustomerPO:	
ProjectID:	

Attn: **Robert Grabarek**
Osprey Environmental Engineering, LLC
146 East Main Street

Clinton, CT 06413

Phone:	(860) 669-8651
Fax:	(860) 664-3751
Received:	07/08/15 1:10 PM
Analysis Date:	7/13/2015
Collected:	5/15/2015

Project: **ASBESTOS SURVEY FORMER NEW BRITAIN POLICE STATION**

Test Report: Asbestos Analysis of Bulk Materials via EPA 600/R-93/116 Method using Polarized Light Microscopy

			Non-Asbestos		Asbestos
Sample	**Description**	**Appearance**	**% Fibrous**	**% Non-Fibrous**	**% Type**
119A *241502915-0001*	Floor B slab/wall joint - expansion joint filler black	Black Fibrous Homogeneous	10% Cellulose	86% Non-fibrous (other)	**4% Chrysotile**
119B *241502915-0002*	Floor B slab/wall joint - expansion joint filler black				**Stop Positive (Not Analyzed)**
119C *241502915-0003*	Floor B slab/wall joint - expansion joint filler black				**Stop Positive (Not Analyzed)**

Analyst(s)

David Sherwood (1)

Gloria V. Oriol, Laboratory Manager
or other approved signatory

EMSL maintains liability limited to cost of analysis. This report relates only to the samples reported and may not be reproduced, except in full, without written approval by EMSL. EMSL bears no responsibility for sample collection activities or analytical method limitations. Interpretation and use of test results are the responsibility of the client. This report must not be used by the client to claim product certification, approval, or endorsement by NVLAP, NIST or any agency of the federal government. Non-friable organically bound materials present a problem matrix and therefore EMSL recommends gravimetric reduction prior to analysis. Samples received in good condition unless otherwise noted. Estimated accuracy, precision and uncertainty data available upon request. Unless requested by the client, building materials manufactured with multiple layers (i.e. linoleum, wallboard, etc.) are reported as a single sample. Reporting limit is 1%

Samples analyzed by EMSL Analytical, Inc. Wallingford, CT NVLAP Lab Code 200700-0,

Initial report from 07/14/2015 09:50:42

OrderID: 241502915

OSPREY ENVIRONMENTAL ENGINEERING, LLC
146 East Main Street Clinton, CT 06413
Phone: 860.669.8651

TRANSMITTAL

241502915

Date: 7/7/2015

To: EMSL
29 North Plains Highway
Wallingford, CT 06492

Phone: (203) 284-5948
email: wallingfordlab@emsl.com

From: Bob Grabarek

Re: Asbestos Samples

# OF ITEMS	*ITEM*
1	Sets of Samples - 4 day turnaround

Email results to bobg@ospreyee.com. Do not return samples.

RECEIVED
JUL 08 2015
By 13:10

Tel 8045262345843

OSPREY ENVIRONMENTAL ENGINEERING 146 EAST MAIN STREET, CLINTON CT 06413 860 669 8651

Asbestos Survey Former New Britain Police Station 5/15/2015

NOTES: STOP POSITIVE, IF JOINT COMPOUND IS POSITIVE, TEST COMBINED SHEETROCK/COMPOUND				
SAMPLE ID	ITEM	Floor	Notes:	Comments
119 A-C	Expansion joint filler black	B	slab/wall joint	

OrderID: 241502915

EMSL Analytical, Inc.
29 North Plains Highway, Unit # 4, Wallingford, CT 06492
Phone/Fax: 203-284-5948 / (203) 284-5978
http://www.EMSL.com wallingfordlab@emsl.com

EMSL Order:	241502636
CustomerID:	OSPR52
CustomerPO:	
ProjectID:	

Attn: **Robert Grabarek**
Osprey Environmental Engineering, LLC
146 East Main Street

Clinton, CT 06413

Phone:	(860) 669-8651
Fax:	(860) 664-3751
Received:	06/23/15 2:00 PM
Analysis Date:	6/25/2015
Collected:	5/15/2015

Project: **ASBESTOS SURVEY FORMER NEW BRITAIN POLICE STATION**

Test Report: Asbestos Analysis of Bulk Materials via EPA 600/R-93/116 Method using Polarized Light Microscopy

			Non-Asbestos				Asbestos	
Sample	**Description**	**Appearance**	**%**	**Fibrous**	**%**	**Non-Fibrous**	**%**	**Type**
50A *241502636-0001*	Floor B firing range room dot tile - glue daub black	Brown Fibrous Homogeneous	10%	Glass	90%	Non-fibrous (other)		**None Detected**
50B *241502636-0002*	Floor B firing range room dot tile - glue daub black	Brown Fibrous Homogeneous	8%	Glass	92%	Non-fibrous (other)		**None Detected**
50C *241502636-0003*	Floor B firing range room dot tile - glue daub black	Brown Non-Fibrous Homogeneous	<1%	Glass	100%	Non-fibrous (other)		**None Detected**

Analyst(s)

David Sherwood (2)
Kristin Lopez (1)

Gloria V. Oriol, Laboratory Manager
or other approved signatory

EMSL maintains liability limited to cost of analysis. This report relates only to the samples reported and may not be reproduced, except in full, without written approval by EMSL. EMSL bears no responsibility for sample collection activities or analytical method limitations. Interpretation and use of test results are the responsibility of the client. This report must not be used by the client to claim product certification, approval, or endorsement by NVLAP, NIST or any agency of the federal government. Non-friable organically bound materials present a problem matrix and therefore EMSL recommends gravimetric reduction prior to analysis. Samples received in good condition unless otherwise noted. Estimated accuracy, precision and uncertainty data available upon request. Unless requested by the client, building materials manufactured with multiple layers (i.e. linoleum, wallboard, etc.) are reported as a single sample. Reporting limit is 1%

Samples analyzed by EMSL Analytical, Inc. Wallingford, CT NVLAP Lab Code 200700-0,

Initial report from 06/25/2015 12:58:52

OrderID: 241502636

OSPREY ENVIRONMENTAL ENGINEERING, LLC
146 East Main Street Clinton, CT 06413
Phone: 860.669.8651

TRANSMITTAL 241502636

Date: 6/18/2015

To: EMSL
29 North Plains Highway
Wallingford, CT 06492

Phone: (203) 284-5948
email: wallingfordlab@emsl.com

From: Bob Grabarek

Re: Asbestos Samples

# OF ITEMS	*ITEM*
1	Sets of Samples - 2 day turnaround

Email results to bobg@ospreyee.com. Do not return samples.

RECEIVED
JUN 23 2015
By 14:00

241502636

OSPREY ENVIRONMENTAL ENGINEERING 146 EAST MAIN STREET, CLINTON CT 06413 860 669 8651

Asbestos Survey Former New Britain Police Station 5/15/2015

NOTES: STOP POSITIVE, IF JOINT COMPOUND IS POSITIVE, TEST COMBINED SHEETROCK/COMPOUND

SAMPLE ID	ITEM	Floor	Notes:	Comments	% ACM	TYPE
50 A-C	Glue daub black	B	Firing range room dot tiles			



80 Lupes Drive
Stratford, CT 06615

Tel: (203) 377-9984
Fax: (203) 377-9952
e-mail: cet1@cetlabs.com

Client: Mr. Robert Grabarek
Osprey Enviromental
146 East Main St
Clinton, CT 06413

Analytical Report

CET# 5070037

Report Date:July 08, 2015
Project: New Britain PD
PO Number:

SAMPLE SUMMARY

The sample(s) were received at 25.6°C.

This report contains analytical data associated with following samples only.

Sample ID	Laboratory ID	Matrix	Collection Date/Time	Receipt Date
NBPD FR1	5070037-01	Solid	7/01/2015 11:00	07/01/2015

Analyte: TCLP Lead [EPA 6010C]

Analyst: SS

Prep: EPA 3005A-1311

Matrix: Extract

Laboratory ID	Client Sample ID	Result	RL	Units	Dilution	Batch	Prepared	Date/Time Analyzed	Notes
5070037-01	NBPD FR1	**1.1**	0.013	mg/L	1	B5G0713	07/07/2015	07/07/2015 16:08	

Questions related to this report should be directed to David Ditta, Timothy Fusco, or Robert Blake at 203-377-9984.

Sincerely,



David Ditta
Laboratory Director

Report Comments:

Sample Result Flags:
E- The result is estimated, above the calibration range.
H- The surrogate recovery is above the control limits.
L- The surrogate recovery is below the control limits.
B- The compound was detected in the laboratory blank.
P- The Relative Percent Difference (RPD) of dual column analyses exceeds 40%.
D- The RPD between the sample and the sample duplicate is high. Sample Homogenity may be a problem.
+- The Surrogate was diluted out.
*C1- The Continuing Calibration did not meet method specifications and was biased low for this analyte. Increased uncertainty is associated with the reported value which is likely to be biased low.
*C2- The Continuing Calibration did not meet method specifications and was biased high for this analyte. Increased uncertainty is associated with the reported value which is likely to be biased high.
*F1- The Laboratory Control Sample recovery is outside of control limits. Reported value for this analyte is likely to be biased on the low side.
*F2- The Laboratory Control Sample recovery is outside of control limits. Reported value for this analyte is likely to be biased on the high side.
I- The Analyte exceeds %RSD limits for the Initial Calibration. This is a non-directional bias.

All results met standard operating procedures unless indicated by a data qualifier next to a sample result, or a narration in the QC report.

Complete Environmental Testing is only responsible for the certified testing and is not directly responsible for the integrity of the sample before laboratory receipt.

ND is None Detected at the specified detection limit
All analyses were performed in house unless a Reference Laboratory is listed.
Samples will be disposed of 30 days after the report date.

CET # : 5070037

Project: New Britain PD

CERTIFICATIONS

Certified Analyses included in this Report

Analyte	Certifications
EPA 6010C in Soil	
Lead	CT,NY

Complete Environmental Testing operates under the following certifications and accreditations:

Code	Description	Number	Expires
CT	Connecticut Public Health	PH0116	09/30/2016
NY	New York Certification (NELAC)	11982	04/01/2016

5070037

COMPLETE ENVIRONMENTAL TESTING, INC.

CHAIN OF CUSTODY

Volatile Soils Only:

Date and Time in Freezer
Client:
CET:

80 Lupes Drive
Stratford, CT 06615
Tel: (203) 377-9984
Fax: (203) 377-9952
e-mail: cet1@cetlabs.com
Bottle Request e-mail: bottleorders@cetlabs.com

Matrix: A=Air, S=Soil, W=Water, DW=Drinking Water, C=Cassette, Solid, Wipe, Other (Specify)

Sample ID	Sample Depths (Units)	Collection Date/Time	Matrix	Turnaround Time ** (check one): Same Day *	Next Day *	2-3 Days *	Std (5-7 Days)	Organics: 8260 CT List	8260 Aromatics	8260 Halogens	624	CT ETPH	8270 CT List	8270 PNAs	PCBs	Pesticides	Metals (check all that apply): 13 Priority Poll	8 RCRA	TOTAL	TCLP	SPLP	Field Filtered	Lab To Filter	Additional Analysis	TOTAL # OF CONT.	NOTE #
NBPD FD1		7.1.15 11:00					X																xPb TCLP			

PRESERVATIVE (Cl–HCl, N–HNO_3, S–H_2SO_4, Na–NaOH, C=Cool, O–Other)

CONTAINER TYPE (P–Plastic, G–Glass, V–Vial, O–Other)

Soil VOCs Only (M=MeOH B= Sodium Bisulfate W=Water F= Empty Vial E=Encore)

RELINQUISHED BY:	DATE/TIME	RECEIVED BY:
	7-1-15 1330	
	7-1-15 1345	
	DATE/TIME	RECEIVED BY:

NOTES:

Client / Reporting Information

Company Name: Osprey

Address:

City State Zip

Report To: E-mail

Phone # Fax #

Project Information

Project Contact: R Crosby PO #:

Project: NBPD Project #:

Location: New Britain CT Collector(s):

QA/QC ☐ Std ☐ Site Specific (MS/MSD) * ☐ RCP Pkg * ☐ DQAW *

Data Report ☐ PDF ☐ EDD - Specify Format ☐ Other

RSR Reporting Limits (check one) ☐ GA ☐ GB ☐ SWP ☐ Other

Laboratory Certification Needed (check one) ☐ CT ☐ NY ☐ RI ☐ MA

Temp Upon Receipt 2.5.6 °C Evidence of Cooling: Y N

SHEET 1 OF 1

* Additional charge may apply. ** TAT begins when the samples are received at the Lab and all issues are resolved. TAT for samples received after 3 p.m. will start on the next business day.

REV. 06/14

Appendix C
Soil Boring Logs

Former New Britain Police Station, 125 Columbus Boulevard, New Britain, Connecticut
Geoprobe Results
Performed March 9, 2015

Boring ID	Push	Sample	Soil Description	Odor	Visual	PID PPM
PS-B13 (former tin shop)	0-4	0-4	Rodway base over urban fill, reddish brown sand some small cobbles some larger cobbles.	n/a	n/a	0.0
	4-8	n/a	Encountered refusal at 5'. Wood in tip of the spoon with possible copper deposits. Not enough material to sample	n/a	Possible copper deposits in wood	0.0
PS-B13 B (20' west of PS-B13)	0-4	n/a	No recovery	n/a	n/a	0.0
	4-8	4-8	Urban fill, reddish brown sand some small cobbles some larger cobbles.	n/a	n/a	0.0
	8-12	8-12	Urban fill ends at 10', native material from 10-12'. Sample taken in native fill.	n/a	n/a	0.0
PS-B14 (former plating shop)	0-4	0-4 & dup	Urban fill, reddish brown sand some small cobbles some larger cobbles.	n/a	n/a	0.0
	4-8	n/a	Urban fill, reddish brown sand some small cobbles some larger cobbles. Saturated on bottom	n/a	n/a	0.0
	8-12	8-12	Native material begins at 8'. Fine silty sand.	n/a	n/a	0.0
PS-B15 (urban fill)	0-4	0-4	Urban fill, reddish brown sand some small cobbles some larger cobbles.	n/a	n/a	0.0
	4-8	n/a	Urban fill, reddish brown sand some small cobbles some larger cobbles. Native material encountered at 8'	n/a	n/a	0.0
PS-B16 (urban fill)	0-4	0-4	Urban fill, reddish brown sand some small cobbles some larger cobbles.	n/a	n/a	0.0
	4-8	n/a	Urban fill, reddish brown sand some small cobbles some larger cobbles.	n/a	n/a	0.0
	8-12	8-9	12" urban fill over native material, wet red brown plastic silty clay	n/a	n/a	0.0

Former New Britain Police Station, 125 Columbus Boulevard, New Britain, Connecticut
Geoprobe Results
Performed March 9, 2015

Boring ID	Push	Sample	Soil Description	Odor	Visual	PID PPM
PS-B17 (urban fill)	0-4	0-4	Urban fill, reddish brown sand some small cobbles some larger cobbles.	n/a	n/a	0.0
	4-8	n/a	Urban fill, reddish brown sand some small cobbles some larger cobbles.	n/a	n/a	0.0
	8-12	n/a	Urban fill ends at 10', native material from 10-12'	n/a	n/a	0.0
PS-B5 (fuel oil UST)	0-4	0-4	Reddish brown gravely fill material	n/a	n/a	0.2
	4-8	n/a	Reddish brown gravely fill material	n/a	n/a	0.0
	8-12	n/a	Fill/native line around 8-10'	n/a	n/a	0.0
	12-16	n/a	Native red-brown fine silty sand	n/a	n/a	0.0
	16-20	n/a	Native red-brown fine silty sand	n/a	n/a	0.0
	20-24	20-24	Water encountered at 20' in native red-brown file silty sand	n/a	n/a	0.0
PS-B6 (diesel UST)	0-4	n/a	Concrete over reddish brown sand and silt with cobbles	n/a	n/a	0.0
	4-8	4-8	Water encountered at 8', sand with cobbles	n/a	n/a	0.0
	8-12	8-12	Saturated red-brown sand with lense at 10' of black, oily material	petroleum odor at 10'	black, oily soil at 10'	20.6
PS-B10 (sample below bottom of 90° Bend)	0-4	0-2 BELOW ELBOW	Reddish-brown fill material saturated at 2' (possibly due to water in the bottom of the trench drain)	n/a	n/a	0.0
PS-B11 (sample below bottom of 90° Bend)	0-4	0-2 BELOW ELBOW	Reddish brown fill material. Oily in top 6" of soil, driller stated believed it was in the bottom of the drain when he broke through, evident no staining below top 6". Filled hole with bentonite.	petroleum	Sheen	8.4

BORING LOG

BORING CONTRACTOR:

Soil Exploration Corp

LOG PREPARED BY:
CONTR.____ CEI X

COMPREHENSIVE ENVIROMENTAL INC

Gateway Crossings Suite 239, One Hartford Square East
New Britain, CT 06052
225 Cedar Hill St, Marlborough, MA 01752
21 Depot St, Merrimack, NH 03054

TOWN, STATE: New Britain, CT
PROJECT NAME: Police Station
CEI NO.: 284-17 OFFICE: Connecticut

SHEET 1 OF 1
LOCATION:
HOLE NO: PS-MW1
BORING TYPE: H S A
LINE & STA.: _____
OFFSET: _____

GROUND WATER OBSERV.

AT ___ FT. AFTER ___ HOURS

AT ___ FT. AFTER ___ HOURS

	AUGER	CASING	SAMPLER	CORE BAR.
TYPE	H S A		SS	
SIZE ID	3 1/4"		1-3/8"	
HAMMER WT.			140	
HAMMER FALL			30"	

SURFACE ELEV.: _____
DATE START-FINISHED: 3/25/2015
BORING FOREMAN: Tim
INSPECTOR: Ryan Mouradian
SOILS ENGR.: Sebastian Amenta

LOCATION OF BORING:

DEPTH BELOW SURFACE	CASING BLOWS PER FOOT	SAMPLE DEPTH FROM-TO	TYPE OF SAMPLE	Blows Per 6" On Sampler 0-6	6-12	12-18	18-24	FIELD IDENTIFICATION OF SOIL & ROCK INCL. COLOR, LOSS OF WASH WATER, JOINTS IN ROCK, ETC.	SAMPLE NO.	PEN.	REC
Surface								3" Concrete Sidewalk			
1		1-3	SS	18	8	5	4	Red brown urban fill material. Silty sand with cobbles and brick. PID = 0.0 ppm		24	12
2											
3		3-5	SS	1	4	9	9	Same as above. Some concrete in spoon. PID = 0.0 ppm		24	6
4											
5											
6								Augured through concrete from 6' to 7'6" below ground surface.			
7											
8		8-10	SS	6	4	9	12	Red silty sand, native material. PID=0.0ppm		24	12
9											
10											
11											
12											
13											
14											
15											
16											
17											
18		18-20	SS	22	21	19	28	Red silty sand with silt and some cobbles. PID=0.0ppm		24	28
19											
20		20-22	SS	17	19	17	18	Same as above. PID=0.0ppm		24	24
21											
22								Augered through cobble 22-23'			
23		23-25	SS	13	8	14	12	Saturated red silty sand with silt and some cobbles. PID=0.0ppm		24	20
24											
25											
26											
27											
28								Augured to 30' to install well. See well log for well installation information.			
29											
30											
31											
32											
33											
34											
35											
36											
37											
38											

GROUND SURFACE TO ____ FT., USED ____CASING: THEN ____ CASING TO ____ FT.

D = DRY W = WASHED C = CORED P = PIT A = AUGER V = VANE TEST

UP = UNDISTURBED, PISTON UB = UNDISTURBED, BALL CHECK OER = OPEN END ROD

PROPORTIONS USED: TRACE = 0-10%, LITTLE = 10-20%, SOME = 20-35%, AND 35-50%

FOOTAGE IN EARTH		30
FOOTAGE IN ROCK		0
NO. OF SAMPLES		6
HOLE NO.: PS-MW1	TYPE	H-S-A

BORING LOG

BORING CONTRACTOR: Soil Exploration Corp _____ _____ _____ LOG PREPARED BY: CONTR.____ CEI X	**COMPREHENSIVE ENVIROMENTAL INC** Gateway Crossings Suite 239, One Hartford Square East New Britain, CT 06052 225 Cedar Hill St, Marlborough, MA 01752 21 Depot St, Merrimack, NH 03054 TOWN, STATE: New Britain, CT PROJECT NAME: Police Station CEI NO.: 284-17 OFFICE: Connecticut	SHEET 1 OF 1 LOCATION: HOLE NO: PS-MW2 BORING TYPE: H S A LINE & STA.: _____ OFFSET: _____

GROUND WATER OBSERV.		AUGER	CASING	SAMPLER	CORE BAR.	SURFACE ELEV.: _____
	TYPE	H S A		SS		DATE START-FINISHED: 3/25/2015
AT ___ FT. AFTER ___ HOURS	SIZE ID	3 1/4"		1-3/8"		BORING FOREMAN: Tim
	HAMMER WT.			140		INSPECTOR: Ryan Mouradian
AT ___ FT. AFTER ___ HOURS	HAMMER FALL			30"		SOILS ENGR.: Sebastian Amenta

LOCATION OF BORING:

DEPTH BELOW SURFACE	CASING BLOWS PER FOOT	SAMPLE DEPTH FROM-TO	TYPE OF SAMPLE	Blows Per 6" On Sampler 0-6	6-12	12-18	18-24	FIELD IDENTIFICATION OF SOIL & ROCK INCL. COLOR, LOSS OF WASH WATER, JOINTS IN ROCK, ETC.	SAMPLE NO.	PEN.	REC
Surface											
1		1-3	SS	12	9	6	2	Red brown urban fill material. Silty sand with cobbles and brick. PID=0.0ppm		24	10
2											
3		3-5	SS	3	8	8	4	Red brown urban fill material with lense of organic material PID=0.0ppm		24	6
4											
5		5-7	SS	5	3	1	3	Red brick stuck in spoon		24	4
6											
7		7-9	SS	100/3				Refusal @7', augured through to 8'		3	2
8		8-10	SS	50	44	22	22	Reddish brown fill material with concrete in top of spoon PID=0.0ppm		24	14
9											
10		10-12	SS	26	29	36	53	Reddish brown fill material with concrete in top of spoon PID=0.0ppm		24	16
11											
12											
13		13-15	SS	29	25	30	20	Reddish brown fill material with cobbles and concrete in spoon PID=0.0ppm		24	18
14											
15		15-17	SS	52	37	47	48	Reddish brown fill material with cobbles and concrete in spoon PID=0.0ppm		24	18
16											
17											
18											
19								Augured through cobble at 19'			
20		20-22	SS	17	31	35	59	Groundwater at 19-20'. Sandy gravel. PID=0.0ppm		24	20
21											
22											
23											
24											
25											
26											
27								Augured to 28' to install well. See well log for well installation information.			
28											
29											
30											
31											
32											
33											
34											
35											
36											
37											
38											

GROUND SURFACE TO ____ FT., USED ____CASING: THEN ____ CASING TO ____ FT.

D = DRY W = WASHED C = CORED P = PIT A = AUGER V = VANE TEST

UP = UNDISTURBED, PISTON UB = UNDISTURBED, BALL CHECK OER = OPEN END ROD

PROPORTIONS USED: TRACE = 0-10%, LITTLE = 10-20%, SOME = 20-35%, AND 35-50%

FOOTAGE IN EARTH		28
FOOTAGE IN ROCK		0
NO. OF SAMPLES		9
HOLE NO.: PS-MW2	TYPE	H-S-A

BORING LOG

BORING CONTRACTOR: Soil Exploration Corp _____ _____ _____ LOG PREPARED BY: CONTR.____ CEI X	**COMPREHENSIVE ENVIROMENTAL INC** Gateway Crossings Suite 239, One Hartford Square East New Britain, CT 06052 225 Cedar Hill St, Marlborough, MA 01752 21 Depot St, Merrimack, NH 03054 TOWN, STATE: New Britain, CT PROJECT NAME: Police Station CEI NO.: 284-17 OFFICE: Connecticut	SHEET 1 OF 1 LOCATION: HOLE NO: PS-MW3 BORING TYPE: H S A LINE & STA.: _____ OFFSET: _____

GROUND WATER OBSERV.		AUGER	CASING	SAMPLER	CORE BAR.	SURFACE ELEV.: _____
	TYPE	H S A		SS		DATE START-FINISHED: 3/24/2015-3/25/2015
AT ___ FT. AFTER ___ HOURS	SIZE ID	3 1/4"		1-3/8"		BORING FOREMAN: Tim
	HAMMER WT.			140		INSPECTOR: Ryan Mouradian
AT ___ FT. AFTER ___ HOURS	HAMMER FALL			30"		SOILS ENGR.: Sebastian Amenta

LOCATION OF BORING:

DEPTH BELOW SURFACE	CASING BLOWS PER FOOT	SAMPLE DEPTH FROM-TO	TYPE OF SAMPLE	Blows Per 6" On Sampler 0-6	6-12	12-18	18-24	FIELD IDENTIFICATION OF SOIL & ROCK INCL. COLOR, LOSS OF WASH WATER, JOINTS IN ROCK, ETC.	SAMPLE NO.	PEN.	REC
Surface											
1		1-3	SS	4	5	3	3	Brown fine to medium sand some small cobbles, PID=0.5ppm		24	12
2											
3											
4											
5											
6											
7								Hit concrete slab @7', moved 20' east			
8		8-10	SS	60/3				Refusal, unknown reason		3	0
9											
10		10-12	SS	26	8	5	6	Red brown fine sandy silt no cobbles. PID=0.3ppm		24	10
11											
12											
13											
14											
15											
16											
17											
18		18-20	SS	10	6	7	7	No recovery		24	0
19											
20		20-22	SS	15	17	13	24	Water at 19'. Saturated red brown fine sand PID=0.0ppm		24	10
21											
22											
23											
24											
25											
26											
27								Augured to 28' and encountered refusal. See well log for well installation information.			
28											
29											
30											
31											
32											
33											
34											
35											
36											
37											
38											

GROUND SURFACE TO ____ FT., USED ____CASING: THEN ____ CASING TO ____ FT.

D = DRY W = WASHED C = CORED P = PIT A = AUGER V = VANE TEST

UP = UNDISTURBED, PISTON UB = UNDISTURBED, BALL CHECK OER = OPEN END ROD

PROPORTIONS USED: TRACE = 0-10%, LITTLE = 10-20%, SOME = 20-35%, AND 35-50%

FOOTAGE IN EARTH		28
FOOTAGE IN ROCK		0
NO. OF SAMPLES		5
HOLE NO.: PS-MW3	TYPE	H-S-A

MONITORING WELL INSTALLATION FIELD LOG

FACILITY NAME: Police Station	FACILITY ID:	WELL NO.: PS-MW1
GEOLOGIST:	DRILLING METHOD: Hollow Stem Auger	LOCATION/COORDINATES:
WEATHER: Overcast	DRILLING COMPANY: Soil Exploration	DATE/TIME
TEMPERATURE: 40°	DRILL RIG: 47 DRILLER: Tim	STARTED: 3/25/15 COMPLETED: 3/25/15

LITHOLOGIC DESCRIPTION

Backfilled with cuttings from 11' BGS to Surface.

ELEVATION/DEPTH | PID (ppm) | BLOWS/ft.

WELL CONSTRUCTION

Depth (feet BGS) | Details

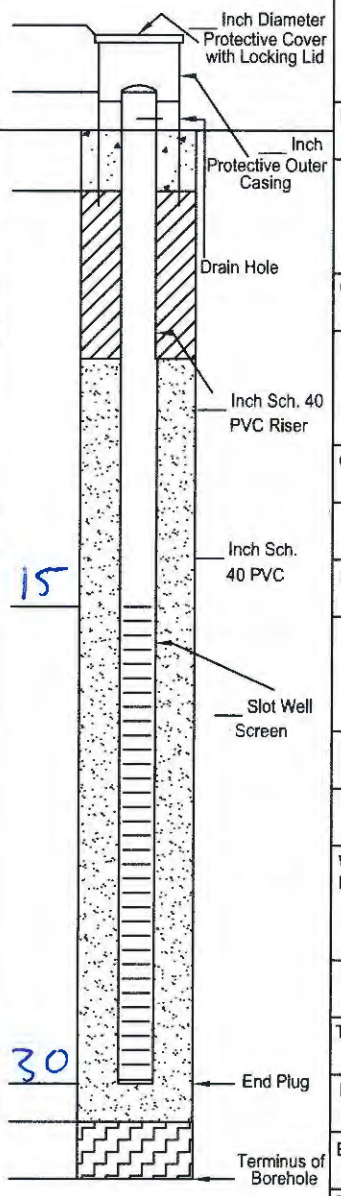

MATERIALS INVENTORY

BENTONITE SEAL: TOP: 11' BOTTOM: 12.5'	
FILTER PACK GRAINSIZE: Hollistan 25 Sand	
FILTER PACK: TOP: 12.5' BOTTOM: 30'	
GROUT QUANTITY: N/A	
GROUT: TOP: N/A BOTTOM:	
GROUT TYPE: N/A	
SCREEN TYPE: Slotted	
WELL SCREEN: in. 2" l.f. 15'	
SLOT SIZE:	
WELL CASING: Inches in Diameter 2" l.f. 15'	
CASING TYPE:	
TOP OF CASING (AGS):	
BOREHOLE (IN. DIAMETER): 6 3/4"	
BOTTOM OF BOREHOLE (FT BGS): 30'	
TOP OF CASING ELEVATION (FT ABOVE MSL):	

CAVE IN (SLOUGH) | COARSE SAND | FINE FILTER SAND | BENTONITE GROUT | CEMENT PAD

TVA

2/19/2010 3:35:08 PM c:\documents and settings\nfillpovits\desktop\borelog stuff\mwinstallationfieldlog.dwg

MONITORING WELL INSTALLATION FIELD LOG

FACILITY NAME: Police Station	FACILITY ID:	WELL NO.: PS-MW2
GEOLOGIST:	DRILLING METHOD: Hollow Stem Auger	LOCATION/COORDINATES:
WEATHER: Sunny	DRILLING COMPANY: Soil Exploration	DATE/TIME
TEMPERATURE: 40°	DRILL RIG: 47 DRILLER: Tim	STARTED: 3/25/15 COMPLETED: 3/25/15

LITHOLOGIC DESCRIPTION

Backfilled with Cuttings from 9.5' BGS to surface.

ELEVATION/ DEPTH | PID (ppm) | BLOWS/ft.

WELL CONSTRUCTION

Depth (feet BGS) | Details

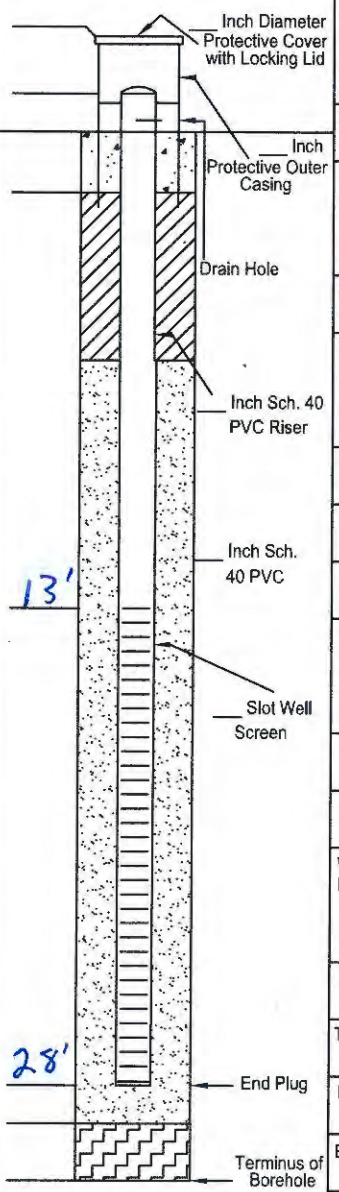

MATERIALS INVENTORY

BENTONITE SEAL: TOP: 9.5' BOTTOM: 12'	
FILTER PACK GRAINSIZE:	Hollister 25 Sand
FILTER PACK: TOP: 12' BOTTOM: 28'	
GROUT QUANTITY:	N/A
GROUT: TOP: N/A BOTTOM:	
GROUT TYPE:	N/A
SCREEN TYPE:	Slotted
WELL SCREEN: in. 2" l.f. 15'	
SLOT SIZE:	
WELL CASING: Inches in Diameter 2" l.f. 13'	
CASING TYPE:	
TOP OF CASING (AGS):	
BOREHOLE (IN. DIAMETER):	6 3/4"
BOTTOM OF BOREHOLE (FT BGS):	28'
TOP OF CASING ELEVATION (FT ABOVE MSL):	

CAVE IN (SLOUGH) | COARSE SAND | FINE FILTER SAND | BENTONITE GROUT | CEMENT PAD

TVA

2/19/2010 3:35:08 PM c:\documents and settings\mfilipovits\desktop\borelog stuff\mwinstallationfieldlog.dwg

MONITORING WELL INSTALLATION FIELD LOG

FACILITY NAME: Police Station	FACILITY ID:	WELL NO.: PS-MW3
GEOLOGIST:	DRILLING METHOD: Hollow Stem Auger	LOCATION/COORDINATES:
WEATHER: Sunny	DRILLING COMPANY: Soil Exploration	DATE/TIME
TEMPERATURE: 35°	DRILL RIG: 77 DRILLER: Tim	STARTED: 3/24/15 COMPLETED: 3/25/15

LITHOLOGIC DESCRIPTION	ELEVATION/DEPTH	PID (ppm)	BLOWS/ft.	WELL CONSTRUCTION	MATERIALS INVENTORY
				Depth (feet BGS) Details	BENTONITE SEAL: TOP: 9.5' BOTTOM: 11'
Backfilled with cuttings from 9.5' BGS to surface.				Inch Diameter Protective Cover with Locking Lid; Inch Protective Outer Casing; Drain Hole; Inch Sch. 40 PVC Riser; Inch Sch. 40 PVC; 12; Slot Well Screen; 27; End Plug; 28; Terminus of Borehole	FILTER PACK GRAINSIZE: Holliston 25 Sand; FILTER PACK: TOP: 11' BOTTOM: 28'; GROUT QUANTITY: N/A; GROUT: TOP: N/A BOTTOM:; GROUT TYPE: N/A; SCREEN TYPE: Slotted; WELL SCREEN: in. 2" l.f. 15'; SLOT SIZE:; WELL CASING: Inches in Diameter 2" l.f. 12'; CASING TYPE:; TOP OF CASING (AGS):; BOREHOLE (IN. DIAMETER): 6 3/4"; BOTTOM OF BOREHOLE (FT BGS): 28'; TOP OF CASING ELEVATION (FT ABOVE MSL):

CAVE IN (SLOUGH) | COARSE SAND | FINE FILTER SAND | BENTONITE GROUT | CEMENT PAD

TVA

Appendix D
Low Flow Sampling Logs

WELL PURGING-FIELD WATER QUALITY MEASUREMENTS FORM

Location:	Former Police Station, 125 Columbus Blvd, New Britain, CT	**Depth to Top of Screen:**	15
Date:	5/5/2015	**Depth to Bottom of Screen:**	30
Well Number:	PS-MW1	**Pump Intake(ft. below MP):**	25
Field Personnel:	Ryan, Travis	**Purging Device:**	MicroPurge MP50
Sampling Organization:	CEI	**Total Volume Purged:**	15.372
		Initial Depth to Water:	21.9

Clock Time (15 min intervals)	Purge Rate ml/min	Cumulative Volume Purged (liters)	Temperature (°C)	Specific Conductance (Micro-Siemens/cm)	pH	ORP (mv)	DO (mg/L)	Turbidity (NTU)
8:35	207	3.11025	13.97	2215	6.98	198.7	7.68	1175.9
8:50	201	6.13155	13.92	2230	7	238.8	7.69	1175
9:05	204	9.19665	13.92	2213	7.04	254	7.94	920
9:20	204	12.26175	13.63	2180	7.04	262.3	8.21	386.3
9:35	207	15.372	13.54	2176	7.04	268.4	8.35	184.6
Final Parameter Change			0.66%	0.18%	0	6.1	1.68%	52.21%
Stabilization Criteria			3%	3%	+/- 0.1	+/- 10	10%	10%

Note: No significant drawdown observed (<1ft)

WELL PURGING-FIELD WATER QUALITY MEASUREMENTS FORM

Location:	Former Police Station, 125 Columbus Blvd, New Britain, CT	**Depth to Top of Screen:**	13
Date:	5/4/2015	**Depth to Bottom of Screen:**	28
Well Number:	PS-MW2	**Pump Intake(ft. below MP):**	22
Field Personnel:	Ryan, Travis	**Purging Device:**	MicroPurge MP50
Sampling Organization:	CEI	**Total Volume Purged:**	22.0962
		Initial Depth to Water:	16.4

Clock Time (15 min intervals)	Purge Rate ml/min	Cumulative Volume Purged (liters)	Temperature (°C)	Specific Conductance (Micro-Siemens/cm)	pH	ORP (mv)	DO (mg/L)	Turbidity (NTU)
12:05	210	3.1566	15.83	1441	7.37	145	8.46	1193.8
12:20	210	6.3132	15.83	1364	7.38	180	7.49	1189.5
12:35	210	9.4698	15.21	1352	7.47	202.1	8.09	1185
12:50	210	12.6264	14.75	1396	7.55	219.4	9.03	237.6
13:05	210	15.783	14.69	1463	7.67	231.6	9.8	83.9
13:20	210	18.9396	14.27	1508	7.7	243.8	10.18	110.5
13:35	210	22.0962	14.45	1533	7.66	251.3	10.15	17.7

Final Parameter Change	1.25%	1.63%	0.04	7.5	0.29%	83.98%
Stabilization Criteria	3%	3%	+/- 0.1	+/- 10	10%	10%

Note: No significant drawdown observed (<1ft)

WELL PURGING-FIELD WATER QUALITY MEASUREMENTS FORM

Location:	Former Police Station, 125 Columbus Blvd, New Britain, CT	**Depth to Top of Screen:**	12
Date:	5/4/2015	**Depth to Bottom of Screen:**	27
Well Number:	PS-MW3	**Pump Intake(ft. below MP):**	25
Field Personnel:	Ryan, Travis	**Purging Device:**	MicroPurge MP50
Sampling Organization:	CEI	**Total Volume Purged:**	15.8625
		Initial Depth to Water:	18.2

Clock Time (15 min intervals)	Purge Rate ml/min	Cumulative Volume Purged (liters)	Temperature (°C)	Specific Conductance (Micro-Siemens/cm)	pH	ORP (mv)	DO (mg/L)	Turbidity (NTU)
9:52	176	2.64375	18.59	1681	7.61	158	7.66	1212.2
10:07	176	5.2875	16.39	1746	7.64	161.2	7.89	498.5
10:22	176	7.93125	16.4	1777	7.66	168.3	7.95	176.8
10:37	176	10.575	16.58	1807	7.66	175.1	7.89	84.1
10:52	176	13.21875	16.82	1831	7.66	183.6	7.96	50.8
11:07	176	15.8625	17.05	1848	7.67	193.7	8	35.2

Final Parameter Change		1.35%	0.92%	0.01	10.1	0.50%	30.71%
Stabilization Criteria		3%	3%	+/- 0.1	+/- 10	10%	10%

Note: No significant drawdown observed (<1ft)

Site POLICE STATION NEW BRITAIN Well BMW-3 GW Depth 19.05 Date 6-2-15

PAUL BURGESS

Time	Temp	pH	ORP	NTU	DO mg/L	TDS
11.40	11.71	7.64	107	460	6.53	1.08
11.55	12.49	7.59	95	212	0.00	1.09
1205	12.52	7.56	93	98	0.00	1.08
1215	12.50	7.55	94	53	1.00	1.09
1225	12.49	7.55	95	32	0.00	1.10
1230	12.52	7.55	95	24	0.00	1.10
1235	12.54	7.54	97	15	0.00	1.11
1245	12.51	7.55	99	10.2	0.02	1.12
1250 SA	12.52	7.54	98	9.4	0.00	1.12
	SAMPLE 12:50					

WELL PURGING-FIELD WATER QUALITY MEASUREMENTS FORM

Location:	Former Police Station, 125 Columbus Blvd, New Britain, CT	**Depth to Top of Screen:**	Unknown
Date:	5/4/2015	**Depth to Bottom of Screen:**	14
Well Number:	PS-MW4	**Pump Intake(ft. below MP):**	10
Field Personnel:	Ryan, Travis	**Purging Device:**	MicroPurge MP50
Sampling Organization:	CEI	**Total Volume Purged:**	12.945
		Initial Depth to Water:	Not Recorded

Clock Time (15 min intervals)	Purge Rate ml/min	Cumulative Volume Purged (liters)	Temperature (°C)	Specific Conductance (Micro-Siemens/cm)	pH	ORP (mv)	DO (mg/L)	Turbidity (NTU)
2:30	181	2.7114	14	1499	7.27	216	7.66	1175.3
2:45	191	5.5695	13.83	1503	7.25	241.1	7.16	958.3
3:00	164	8.028	13.39	1499	7.26	255	6.9	252.5
3:15	164	10.4865	13.33	1501	7.28	263	6.95	132
3:30	164	12.945	13.26	1500	7.29	268.8	6.92	65.1
Final Parameter Change			0.53%	0.07%	0.01	5.8	0.43%	50.68%
Stabilization Criteria			3%	3%	+/- 0.1	+/- 10	10%	10%

Note: No significant drawdown observed (<1ft)

Appendix E
Laboratory Analytical Data

REASONABLE CONFIDENCE PROTOCOL
LABORATORY ANALYSIS QA/QC CERTIFICATION FORM

Laboratory Name:	**Connecticut Testing Lab's, Inc.**	Client:	**Comprehensive Env., Inc.**
Project Location:	**Former Police Station**	Project Number:	**284-17**
Laboratory Sample Id(s):	**2477-2495**	Sampling Date(s):	**03/09/15**
List RCP Method(s) Used:	**8260, 8270, CT ETPH, 6010, 7470, 8082, 1311, 7471, 9010**	CTL Lab #:	**0315104**

Reactivation ☐ Date Reactivated:

1	For each analytical method referenced in this laboratory report package, were all specified QA/QC performance criteria followed, including the requirement to explain any criteria falling outside of acceptable guidelines, as specified in the CTDEP method-specific Reasonable Confidence Protocol documents?	☒ Yes ☐ No
1A	Were the method specified preservation and holding time requirements met?	☒ Yes ☐ No
1B	*VPH and EPH Methods only*: Was the VPH or EPH method conducted without significant modifications (see Section 11.3 of respective RCP methods)	☐ Yes ☐ No ☒ N/A
2	Were all samples received by the laboratory in a condition consistent with that described on the associated chain-of-custody document(s)?	☒ Yes ☐ No
3	Were samples received at an appropriate temperature? ☒ Iced ☐ No Ice ☐ Iced (insufficient time to cool samples)	☒ Yes ☐ No ☐ Na ☐ Time
4	Was all QA/QC performance criteria specified in the CTDEP Reasonable Confidence Protocol documents achieved?	☒ Yes ☐ No
5	a) Were reporting limits specified or referenced on the chain-of-custody? b) Were these reporting limits met?	a) ☐ Yes ☒ No b) ☐ Yes ☐ No ☒ Na
6	For each analytical method referenced in this laboratory report package, were results reported for all constituents identified in the method-specific analyte lists presented in the Reasonable Confidence Protocol documents?	☐ Yes ☒ No Partial 6010 & 8270 lists
7	Are project-specific matrix spikes and laboratory duplicates included in this data set?	☒ Yes ☐ No

Notes: For all questions to which the response was "No" (with the exception of question #7), additional information must be provided in an attached narrative. If the answer to question #1, #1A, or #1B is "No", the data package does not meet the requirements for "Reasonable Confidence." This form may not be altered and all questions must be answered.

I, the undersigned, attest under the pains and penalties of perjury that, to the best of my knowledge and belief and based upon my personal inquiry of those responsible for providing the information contained in this analytical report, such information is accurate and complete.

Authorized Signature: _____ Position: **Lab Director PH-0547**

Printed Name: **Stephen J. Franco** Date: **03/16/15**

Name of Laboratory: **Connecticut Testing Laboratories, Inc.**

CASE NARRATIVE

Connecticut Testing Laboratories, Inc.

Prepared for:

Comprehensive Environmental Inc.
1 Hartford Square
New Britain, CT 06052

Order#: 0315104

Project: 284-17

The following samples were received as indicated below and on the attached Chain of Custody record. All analyses were performed within the holding time and with acceptable quality control results unless otherwise noted.

SAMPLE ID	LAB ID	MATRIX	Date Collected	Date Received
PS-B13 (0-4')	2477	SOIL	03/09/2015	03/09/2015
PS-B13B (4-8')	2478	SOIL	03/09/2015	03/09/2015
PS-B13B (4-8') Dup	2479	SOIL	03/09/2015	03/09/2015
PS-B13B (8-12')	2480	SOIL	03/09/2015	03/09/2015
PS-B14 (0-4')	2481	SOIL	03/09/2015	03/09/2015
PS-B14 (0-4') Dup	2482	SOIL	03/09/2015	03/09/2015
PS-B14 (8-12')	2483	SOIL	03/09/2015	03/09/2015
PS-B15 (0-4')	2484	SOIL	03/09/2015	03/09/2015
PS-B16 (0-4')	2485	SOIL	03/09/2015	03/09/2015
PS-B17 (0-4')	2486	SOIL	03/09/2015	03/09/2015
PS-B16 (8-9')	2487	SOIL	03/09/2015	03/09/2015
PS-B5 (0-4')	2488	SOIL	03/09/2015	03/09/2015
PS-B5 (20-24')	2489	SOIL	03/09/2015	03/09/2015
PS-B6 (4-8')	2490	SOIL	03/09/2015	03/09/2015
PS-B6 (8-12')	2491	SOIL	03/09/2015	03/09/2015
PS-B10 (0-2')	2492	SOIL	03/09/2015	03/09/2015
PS-B11 (0-2')	2493	SOIL	03/09/2015	03/09/2015
Equipment Blank	2494	WATER	03/09/2015	03/09/2015
Trip Blank	2495	WATER	—	03/09/2015

The chain of custody was modified on 03/10/15 to reflect additions to the original analytical requested (PCBs added to CTL nos. 2481 & 2482).

The ETPH discrimination check meets RCP criteria.

Due to the matrix, CTL sample no. 2477 was diluted for SVOC analysis and the reporting levels have been raised accordingly.

There were no anomalies associated with the reported data.

CASE NARRATIVE

Connecticut Testing Laboratories, Inc.

Prepared for:

Comprehensive Environmental Inc.
1 Hartford Square
New Britain, CT 06052

Order#: **0315104**

Project: **284-17**

The following samples were received as indicated below and on the attached Chain of Custody record. All analyses were performed within the holding time and with acceptable quality control results unless otherwise noted.

The enclosed results of analyses are representative of the samples as received by the laboratory. Connecticut Testing Laboratories, Inc. makes no representations or certifications as to the methods of sample collection, sample identification, or transportation handling procedures used prior to our receipt of samples. To the best of my knowledge, the information contained in this report is accurate and complete.

Approved By: _____ Date: 03/17/15

Connecticut Testing Laboratories, Inc.

Date Samples Received: 03/09/2015

Client Name:	Comprehensive Environmental Inc.	CTL Lab No.:	0315104
Report Date:	03/16/2015	PO No:	284-17
		Analyst:	CP

RESULTS OF ANALYSIS

11 RCRA Metals -Total

Matrix Type:		SOIL	SOIL	SOIL	SOIL	
CTL Sample No.:		2477	2478	2479	2480	
Field ID:		PS-B13 (0-4')	PS-B13B (4-8')	PS-B13B (4-8') Dup	PS-B13B (8-12')	
Parameters	**Date Tested**	**RL**				**Method #**
Arsenic, Total-mg/kg	03/12/2015	1.0	1.8	ND	ND	1.1	6010B
Barium, Total-mg/kg	03/12/2015	5	202	49	72	37	6010B
Cadmium, Total-mg/kg	03/12/2015	0.5	ND	ND	ND	ND	6010B
Chromium, Total-mg/kg	03/12/2015	0.5	6.9	16.2	11.1	10.0	6010B
Lead, Total-mg/kg	03/12/2015	0.5	70.4	23.2	7.3	7.7	6010B
Mercury, Total-mg/kg	03/13/2015	0.02	0.57	0.04	ND	ND	7471A
Selenium, Total-mg/kg	03/12/2015	0.5	ND	ND	ND	ND	6010B
Silver, Total-mg/kg	03/12/2015	0.2	ND	ND	ND	ND	6010B
Copper, Total-mg/kg	03/12/2015	0.5	45.3	68.5	7.3	23.0	6010B
Nickel, Total-mg/kg	03/12/2015	0.5	6.8	18.8	11.6	18.5	6010B
Zinc, Total-mg/kg	03/12/2015	0.5	118	151	146	32.7	6010B

RL=Reporting Level ND = None Detected

Connecticut Testing Laboratories, Inc.
165 Gracey Avenue / Meriden, CT 06451
(203) 634-3731 (Fax) 630-1336
Certification CT-PH0547 / MA-CT035

Date Samples Received: 03/09/2015

Client Name:	Comprehensive Environmental Inc.	CTL Lab No.:	0315104
Report Date:	03/16/2015	PO No:	284-17
		Analyst:	CP

RESULTS OF ANALYSIS

11 RCRA Metals -Total

Matrix Type:		SOIL	SOIL	SOIL	SOIL	
CTL Sample No.:		2481	2482	2483	2484	
Field ID:		PS-B14 (0-4')	PS-B14 (0-4') Dup	PS-B14 (8-12')	PS-B15 (0-4')	
Parameters	**Date Tested**	**RL**				**Method #**
Arsenic, Total-mg/kg	03/12/2015	1.0	1.9	2.2	2.9	ND	6010B
Barium, Total-mg/kg	03/12/2015	5	81	88	84	18	6010B
Cadmium, Total-mg/kg	03/12/2015	0.5	ND	ND	ND	ND	6010B
Chromium, Total-mg/kg	03/12/2015	0.5	12.7	13.8	10.2	2.2	6010B
Lead, Total-mg/kg	03/12/2015	0.5	31.3	22.3	56.0	5.8	6010B
Mercury, Total-mg/kg	03/13/2015	0.02	0.04	0.03	0.07	ND	7471A
Selenium, Total-mg/kg	03/12/2015	0.5	ND	ND	ND	ND	6010B
Silver, Total-mg/kg	03/12/2015	0.2	ND	ND	ND	ND	6010B
Copper, Total-mg/kg	03/12/2015	0.5	75.5	48.1	249	43.5	6010B
Nickel, Total-mg/kg	03/12/2015	0.5	18.5	20.6	24.0	12.7	6010B
Zinc, Total-mg/kg	03/12/2015	0.5	71.8	60.7	81.4	27.2	6010B

RL=Reporting Level ND = None Detected

Connecticut Testing Laboratories, Inc.
165 Gracey Avenue / Meriden, CT 06451
(203) 634-3731 (Fax) 630-1336
Certification CT-PH0547 / MA-CT035

Date Samples Received: 03/09/2015

Client Name:	Comprehensive Environmental Inc.	CTL Lab No.:	0315104
Report Date:	03/16/2015	PO No:	284-17
		Analyst:	CP

RESULTS OF ANALYSIS

11 RCRA Metals -Total

Matrix Type:		SOIL	SOIL	SOIL	SOIL	
CTL Sample No.:		2485	2486	2487	2492	
Field ID:		PS-B16 (0-4')	PS-B17 (0-4')	PS-B16 (8-9')	PS-B10 (0-2')	
Parameters	**Date Tested**	**RL**				**Method #**
Arsenic, Total-mg/kg	03/12/2015	1.0	1.8	3.7	1.4	5.1	6010B
Barium, Total-mg/kg	03/12/2015	5	61	155	72	154	6010B
Cadmium, Total-mg/kg	03/12/2015	0.5	ND	ND	ND	0.6	6010B
Chromium, Total-mg/kg	03/12/2015	0.5	8.2	10.2	10.5	12.6	6010B
Lead, Total-mg/kg	03/12/2015	0.5	48.8	237	8.4	24.1	6010B
Mercury, Total-mg/kg	03/13/2015	0.02	0.03	0.53	ND	ND	7471A
Selenium, Total-mg/kg	03/12/2015	0.5	ND	ND	ND	ND	6010B
Silver, Total-mg/kg	03/12/2015	0.2	ND	ND	ND	ND	6010B
Copper, Total-mg/kg	03/12/2015	0.5	43.2	94.6	26.6	24.5	6010B
Nickel, Total-mg/kg	03/12/2015	0.5	13.6	14.8	15.4	21.7	6010B
Zinc, Total-mg/kg	03/12/2015	0.5	43.5	139	24.9	57.8	6010B

RL=Reporting Level ND = None Detected

Connecticut Testing Laboratories, Inc.
165 Gracey Avenue / Meriden, CT 06451
(203) 634-3731 (Fax) 630-1336
Certification CT-PH0547 / MA-CT035

Date Samples Received: 03/09/2015

Client Name:	Comprehensive Environmental Inc.	CTL Lab No.:	0315104
Report Date:	03/16/2015	PO No:	284-17
		Analyst:	CP

RESULTS OF ANALYSIS

11 RCRA Metals -Total

Matrix Type: SOIL
CTL Sample No.: 2493
Field ID: PS-B11 (0-2')

Parameters	Date Tested	RL					Method #
Arsenic, Total-mg/kg	03/12/2015	1.0	2.5				6010B
Barium, Total-mg/kg	03/12/2015	5	101				6010B
Cadmium, Total-mg/kg	03/12/2015	0.5	ND				6010B
Chromium, Total-mg/kg	03/12/2015	0.5	12.7				6010B
Lead, Total-mg/kg	03/12/2015	0.5	12.2				6010B
Mercury, Total-mg/kg	03/13/2015	0.02	ND				7471A
Selenium, Total-mg/kg	03/12/2015	0.5	ND				6010B
Silver, Total-mg/kg	03/12/2015	0.2	ND				6010B
Copper, Total-mg/kg	03/12/2015	0.5	25.3				6010B
Nickel, Total-mg/kg	03/12/2015	0.5	20.5				6010B
Zinc, Total-mg/kg	03/12/2015	0.5	36.2				6010B

RL=Reporting Level ND = None Detected

Connecticut Testing Laboratories, Inc.
165 Gracey Avenue / Meriden, CT 06451
(203) 634-3731 (Fax) 630-1336
Certification CT-PH0547 / MA-CT035

Date Samples Received: 03/09/2015

Client Name:	Comprehensive Environmental Inc.	CTL Lab No.:	0315104
Report Date:	03/16/2015	PO No:	284-17
		Analyst:	MH

RESULTS OF ANALYSIS

11 RCRA Metals -Total

Matrix Type: WATER
CTL Sample No.: 2494
Field ID: Equipment Blank

Parameters	Date Tested	RL					Method #
Arsenic, Total-mg/L	03/13/2015	0.01	ND				6010B
Barium, Total-mg/L	03/13/2015	0.1	ND				6010B
Cadmium, Total-mg/L	03/13/2015	0.005	ND				6010B
Chromium, Total-mg/L	03/13/2015	0.05	ND				6010B
Lead, Total-mg/L	03/13/2015	0.005	ND				6010B
Mercury, Total-mg/L	03/13/2015	0.002	ND				7470A
Selenium, Total-mg/L	03/13/2015	0.01	ND				6010B
Silver, Total-mg/L	03/13/2015	0.01	ND				6010B
Copper, Total-mg/L	03/13/2015	0.01	ND				6010B
Nickel, Total-mg/L	03/13/2015	0.05	ND				6010B
Zinc, Total-mg/L	03/13/2015	0.05	ND				6010B

RL=Reporting Level ND = None Detected

Connecticut Testing Laboratories, Inc.
165 Gracey Avenue / Meriden, CT 06451
(203) 634-3731 (Fax) 630-1336
Certification CT-PH0547 / MA-CT035

Date Samples Received: 03/09/2015

Client Name:	Comprehensive Environmental Inc.	CTL Lab No.:	0315104
Report Date:	03/16/2015	PO No:	284-17
		Analyst:	MH

RESULTS OF ANALYSIS

SPLP 11 Metals

Matrix Type:		SOIL	SOIL	SOIL	SOIL
CTL Sample No.:		2477	2478	2479	2480
Field ID:		PS-B13 (0-4')	PS-B13B (4-8')	PS-B13B (4-8') Dup	PS-B13B (8-12')
Parameters	**Date Tested**	**RL**			**Method #**
Arsenic, SPLP-mg/L	03/13/2015	0.01	ND	ND	ND	ND	6010B/1312
Barium - SPLP-mg/L	03/13/2015	0.1	0.4	0.3	0.4	0.3	6010B/1312
Cadmium - SPLP-mg/L	03/13/2015	0.005	ND	ND	ND	ND	6010B/1312
Chromium, Total - SPLP-mg/L	03/13/2015	0.05	ND	ND	ND	ND	6010B/1312
Lead - SPLP-mg/L	03/13/2015	0.005	ND	ND	ND	ND	6010B/1312
Mercury - SPLP-mg/L	03/13/2015	0.002	ND	ND	ND	ND	7470A/1312
Selenium-SPLP-mg/L	03/13/2015	0.01	ND	ND	ND	ND	6010B/1312
Silver, SPLP-mg/L	03/13/2015	0.01	ND	ND	ND	ND	6010B/1312
Copper,SPLP-mg/L	03/13/2015	0.01	ND	0.01	0.02	ND	6010B/1312
Nickel, SPLP-mg/L	03/13/2015	0.05	ND	ND	ND	ND	6010B/1312
Zinc-SPLP-mg/L	03/13/2015	0.05	0.10	0.41	0.53	0.16	6010B/1312

RL=Reporting Level ND = None Detected

Connecticut Testing Laboratories, Inc.
165 Gracey Avenue / Meriden, CT 06451
(203) 634-3731 (Fax) 630-1336
Certification CT-PH0547 / MA-CT035

Date Samples Received: 03/09/2015

Client Name:	Comprehensive Environmental Inc.	CTL Lab No.:	0315104
Report Date:	03/16/2015	PO No:	284-17
		Analyst:	MH

RESULTS OF ANALYSIS

SPLP 11 Metals

Matrix Type:		SOIL	SOIL	SOIL	SOIL
CTL Sample No.:		2481	2482	2483	2484
Field ID:		PS-B14 (0-4')	PS-B14 (0-4') Dup	PS-B14 (8-12')	PS-B15 (0-4')
Parameters	**Date Tested**	**RL**					**Method #**
Arsenic, SPLP-mg/L	03/13/2015	0.01	ND	ND	ND	ND	6010B/1312
Barium - SPLP-mg/L	03/13/2015	0.1	0.3	0.3	0.2	0.2	6010B/1312
Cadmium - SPLP-mg/L	03/13/2015	0.005	ND	ND	ND	ND	6010B/1312
Chromium, Total - SPLP-mg/L	03/13/2015	0.05	ND	ND	ND	ND	6010B/1312
Lead - SPLP-mg/L	03/13/2015	0.005	ND	ND	ND	ND	6010B/1312
Mercury - SPLP-mg/L	03/13/2015	0.002	ND	ND	ND	ND	7470A/1312
Selenium-SPLP-mg/L	03/13/2015	0.01	ND	ND	ND	ND	6010B/1312
Silver, SPLP-mg/L	03/13/2015	0.01	ND	ND	ND	ND	6010B/1312
Copper,SPLP-mg/L	03/13/2015	0.01	0.02	0.01	ND	0.01	6010B/1312
Nickel, SPLP-mg/L	03/13/2015	0.05	ND	ND	ND	ND	6010B/1312
Zinc-SPLP-mg/L	03/13/2015	0.05	0.30	0.35	ND	0.28	6010B/1312

RL=Reporting Level ND = None Detected

Connecticut Testing Laboratories, Inc.
165 Gracey Avenue / Meriden, CT 06451
(203) 634-3731 (Fax) 630-1336
Certification CT-PH0547 / MA-CT035

Date Samples Received: 03/09/2015

Client Name:	Comprehensive Environmental Inc.	CTL Lab No.:	0315104
Report Date:	03/16/2015	PO No:	284-17
		Analyst:	MH

RESULTS OF ANALYSIS

SPLP 11 Metals

Matrix Type:		SOIL	SOIL	SOIL	SOIL
CTL Sample No.:		2485	2486	2487	2492
Field ID:		PS-B16 (0-4')	PS-B17 (0-4')	PS-B16 (8-9')	PS-B10 (0-2')
Parameters	**Date Tested**	**RL**				**Method #**
Arsenic, SPLP-mg/L	03/13/2015	0.01	ND	ND	ND	ND	6010B/1312
Barium - SPLP-mg/L	03/13/2015	0.1	0.2	0.3	0.1	0.3	6010B/1312
Cadmium - SPLP-mg/L	03/13/2015	0.005	ND	ND	ND	ND	6010B/1312
Chromium, Total - SPLP-mg/L	03/13/2015	0.05	ND	ND	ND	ND	6010B/1312
Lead - SPLP-mg/L	03/13/2015	0.005	ND	ND	ND	ND	6010B/1312
Mercury - SPLP-mg/L	03/13/2015	0.002	ND	ND	ND	ND	7470A/1312
Selenium-SPLP-mg/L	03/13/2015	0.01	ND	ND	ND	ND	6010B/1312
Silver, SPLP-mg/L	03/13/2015	0.01	ND	ND	ND	ND	6010B/1312
Copper,SPLP-mg/L	03/13/2015	0.01	ND	ND	0.01	ND	6010B/1312
Nickel, SPLP-mg/L	03/13/2015	0.05	ND	ND	ND	ND	6010B/1312
Zinc-SPLP-mg/L	03/13/2015	0.05	ND	0.11	ND	0.25	6010B/1312

RL=Reporting Level ND = None Detected

Connecticut Testing Laboratories, Inc.
165 Gracey Avenue / Meriden, CT 06451
(203) 634-3731 (Fax) 630-1336
Certification CT-PH0547 / MA-CT035

Date Samples Received: 03/09/2015

Client Name:	Comprehensive Environmental Inc.	CTL Lab No.:	0315104
Report Date:	03/16/2015	PO No:	284-17
		Analyst:	MH

RESULTS OF ANALYSIS

SPLP 11 Metals

Matrix Type: SOIL
CTL Sample No.: 2493
Field ID: PS-B11 (0-2')

Parameters	Date Tested	RL					Method #
Arsenic, SPLP-mg/L	03/13/2015	0.01	ND				6010B/1312
Barium - SPLP-mg/L	03/13/2015	0.1	0.4				6010B/1312
Cadmium - SPLP-mg/L	03/13/2015	0.005	ND				6010B/1312
Chromium, Total - SPLP-mg/L	03/13/2015	0.05	ND				6010B/1312
Lead - SPLP-mg/L	03/13/2015	0.005	ND				6010B/1312
Mercury - SPLP-mg/L	03/13/2015	0.002	ND				7470A/1312
Selenium-SPLP-mg/L	03/13/2015	0.01	ND				6010B/1312
Silver, SPLP-mg/L	03/13/2015	0.01	ND				6010B/1312
Copper,SPLP-mg/L	03/13/2015	0.01	ND				6010B/1312
Nickel, SPLP-mg/L	03/13/2015	0.05	ND				6010B/1312
Zinc-SPLP-mg/L	03/13/2015	0.05	0.39				6010B/1312

RL=Reporting Level ND = None Detected

Connecticut Testing Laboratories, Inc.
165 Gracey Avenue / Meriden, CT 06451
(203) 634-3731 (Fax) 630-1336
Certification CT-PH0547 / MA-CT035

Date Samples Received: 03/09/2015

Client Name:	Comprehensive Environmental Inc.	CTL Lab No.:	0315104
Report Date:	03/16/2015	PO No:	284-17
		Analyst:	BM

RESULTS OF ANALYSIS

Matrix Type:			SOIL	SOIL	SOIL		
CTL Sample No.:			2481	2482	2483		
Field ID:			PS-B14 (0-4')	PS-B14 (0-4') Dup	PS-B14 (8-12')		
Parameters	**Date Tested**	**RL**					**Method #**
Cyanide, Total-mg/kg	03/16/2015	2.0	ND	ND	ND		9010B
Cyanide, Total - SPLP-mg/L	03/16/2015	0.05	ND	ND	ND		9010B/1312

RL=Reporting Level ND = None Detected

Connecticut Testing Laboratories, Inc.
165 Gracey Avenue / Meriden, CT 06451
(203) 634-3731 (Fax) 630-1336
Certification CT-PH0547 / MA-CT035

Date Samples Received: 03/09/2015

Client Name:	Comprehensive Environmental Inc.	CTL Lab No.:	0315104
Report Date:	03/16/2015	PO No:	284-17
		Analyst:	BM

RESULTS OF ANALYSIS

Matrix Type:	WATER
CTL Sample No.:	2494
Field ID:	Equipment Blank

Parameters	Date Tested	RL					Method #
Cyanide, Total-mg/L	03/16/2015	0.05	ND				335.4

RL=Reporting Level ND = None Detected

Connecticut Testing Laboratories, Inc.
165 Gracey Avenue / Meriden, CT 06451
(203) 634-3731 (Fax) 630-1336
Certification CT-PH0547 / MA-CT035

Date Samples Received: 03/09/2015

Client Name:	Comprehensive Environmental Inc.	CTL Lab No.:	0315104
Report Date:	03/16/2015	PO No:	284-17
Method #:	CT ETPH/3545	Analyst:	LP

RESULTS OF ANALYSIS

CTETPH-RCP

Matrix Type:	SOIL	SOIL	SOIL	SOIL
CTL Sample No.:	2477	2478	2479	2480
Field ID:	PS-B13 (0-4')	PS-B13B (4-8')	PS-B13B (4-8') Dup	PS-B13B (8-12')
Date Analyzed:	03/13/2015	03/12/2015	03/11/2015	03/11/2015
Date Extracted:	03/13/2015	03/10/2015	03/10/2015	03/10/2015

Parameters	Units	RL				
CT ETPH	mg/kg	50	ND	ND	ND	ND
1-Chloro-Octadecene	%	----	66	87	94	79

RL=Reporting Level ND = None Detected

Connecticut Testing Laboratories, Inc.
165 Gracey Avenue / Meriden, CT 06451
(203) 634-3731 (Fax) 630-1336
Certification CT-PH0547 / MA-CT035

Date Samples Received: 03/09/2015

Client Name:	Comprehensive Environmental Inc.	CTL Lab No.:	0315104
Report Date:	03/16/2015	PO No:	284-17
Method #:	CT ETPH/3545	Analyst:	LP

RESULTS OF ANALYSIS

CTETPH-RCP

Matrix Type:	SOIL	SOIL	SOIL	SOIL
CTL Sample No.:	2481	2482	2483	2484
Field ID:	PS-B14 (0-4')	PS-B14 (0-4') Dup	PS-B14 (8-12')	PS-B15 (0-4')
Date Analyzed:	03/11/2015	03/11/2015	03/11/2015	03/11/2015
Date Extracted:	03/10/2015	03/10/2015	03/10/2015	03/10/2015

Parameters	Units	RL				
CT ETPH	mg/kg	50	ND	ND	ND	ND
1-Chloro-Octadecene	%	----	95	95	89	93

RL=Reporting Level ND = None Detected

Connecticut Testing Laboratories, Inc.
165 Gracey Avenue / Meriden, CT 06451
(203) 634-3731 (Fax) 630-1336
Certification CT-PH0547 / MA-CT035

Date Samples Received: 03/09/2015

Client Name:	Comprehensive Environmental Inc.	CTL Lab No.:	0315104
Report Date:	03/16/2015	PO No:	284-17
Method #:	CT ETPH/3545	Analyst:	LP

RESULTS OF ANALYSIS

CTETPH-RCP

Matrix Type:	SOIL	SOIL	SOIL	SOIL
CTL Sample No.:	2485	2486	2487	2488
Field ID:	PS-B16 (0-4')	PS-B17 (0-4')	PS-B16 (8-9')	PS-B5 (0-4')
Date Analyzed:	03/11/2015	03/11/2015	03/12/2015	03/12/2015
Date Extracted:	03/10/2015	03/10/2015	03/10/2015	03/10/2015

Parameters	Units	RL				
CT ETPH	mg/kg	50	83	ND	ND	ND
1-Chloro-Octadecene	%	----	106	94	98	108

RL=Reporting Level ND = None Detected

Connecticut Testing Laboratories, Inc.
165 Gracey Avenue / Meriden, CT 06451
(203) 634-3731 (Fax) 630-1336
Certification CT-PH0547 / MA-CT035

Date Samples Received: 03/09/2015

Client Name:	Comprehensive Environmental Inc.	CTL Lab No.:	0315104
Report Date:	03/16/2015	PO No:	284-17
Method #:	CT ETPH/3545	Analyst:	LP

RESULTS OF ANALYSIS

CTETPH-RCP

Matrix Type:	SOIL	SOIL	SOIL	SOIL
CTL Sample No.:	2489	2490	2491	2492
Field ID:	PS-B5 (20-24')	PS-B6 (4-8')	PS-B6 (8-12')	PS-B10 (0-2')
Date Analyzed:	03/12/2015	03/12/2015	03/12/2015	03/12/2015
Date Extracted:	03/10/2015	03/10/2015	03/10/2015	03/10/2015

Parameters	Units	RL				
CT ETPH	mg/kg	50	ND	ND	320	ND
1-Chloro-Octadecene	%	----	77	96	78	99

RL=Reporting Level ND = None Detected

Connecticut Testing Laboratories, Inc.
165 Gracey Avenue / Meriden, CT 06451
(203) 634-3731 (Fax) 630-1336
Certification CT-PH0547 / MA-CT035

Date Samples Received: 03/09/2015

Client Name:	Comprehensive Environmental Inc.	CTL Lab No.:	0315104
Report Date:	03/16/2015	PO No:	284-17
Method #:	CT ETPH/3545	Analyst:	LP

RESULTS OF ANALYSIS

CTETPH-RCP

Matrix Type: SOIL
CTL Sample No.: 2493
Field ID: PS-B11 (0-2')
Date Analyzed: 03/12/2015
Date Extracted: 03/10/2015

Parameters	Units	RL				
CT ETPH	mg/kg	50	ND			
1-Chloro-Octadecene	%	----	89			

RL=Reporting Level ND = None Detected

Connecticut Testing Laboratories, Inc.
165 Gracey Avenue / Meriden, CT 06451
(203) 634-3731 (Fax) 630-1336
Certification CT-PH0547 / MA-CT035

Date Samples Received: 03/09/2015

Client Name:	Comprehensive Environmental Inc.	CTL Lab No.:	0315104
Report Date:	03/16/2015	PO No:	284-17
Method #:	CT ETPH/3535A	Analyst:	BM

RESULTS OF ANALYSIS

CTETPH-RCP

Matrix Type: WATER
CTL Sample No.: 2494
Field ID: Equipment Blank
Date Analyzed: 03/13/2015
Date Extracted: 03/11/2015

Parameters	Units	RL				
CT ETPH	mg/L	0.25	ND			
1-Chloro-Octadecene	%	----	95			

RL=Reporting Level ND = None Detected

Connecticut Testing Laboratories, Inc.
165 Gracey Avenue / Meriden, CT 06451
(203) 634-3731 (Fax) 630-1336
Certification CT-PH0547 / MA-CT035

Date Samples Received: 03/09/2015

Client Name:	Comprehensive Environmental Inc.	CTL Lab No.:	0315104
Report Date:	03/16/2015	PO No:	284-17
Method #:	3545/8082A	Analyst:	SM

RESULTS OF ANALYSIS

EPA Method 8082 RCP

Matrix Type:	SOIL	SOIL	SOIL	SOIL
CTL Sample No.:	2477	2478	2479	2480
Field ID:	PS-B13 (0-4')	PS-B13B (4-8')	PS-B13B (4-8') Dup	PS-B13B (8-12')
Date Analyzed:	03/13/2015	03/13/2015	03/13/2015	03/14/2015
Date Extracted:	03/10/2015	03/10/2015	03/10/2015	03/10/2015

Parameters	Units	RL				
Aroclor 1016	mg/kg	0.5	ND	ND	ND	ND
Aroclor 1221	mg/kg	0.5	ND	ND	ND	ND
Aroclor 1232	mg/kg	0.5	ND	ND	ND	ND
Aroclor 1242	mg/kg	0.5	ND	ND	ND	ND
Aroclor 1248	mg/kg	0.5	ND	ND	ND	ND
Aroclor 1254	mg/kg	0.5	ND	ND	ND	ND
Aroclor 1260	mg/kg	0.5	ND	ND	ND	ND
PCBs, Total	mg/kg	0.5	ND	ND	ND	ND
Decachlorobiphenyl-SR	%	----	114	125	124	147
Tetrachloro-m-Xylene-SR	%	----	106	105	94	113

RL=Reporting Level ND = None Detected

Connecticut Testing Laboratories, Inc.
165 Gracey Avenue / Meriden, CT 06451
(203) 634-3731 (Fax) 630-1336
Certification CT-PH0547 / MA-CT035

Date Samples Received: 03/09/2015

Client Name:	Comprehensive Environmental Inc.	CTL Lab No.:	0315104
Report Date:	03/16/2015	PO No:	284-17
Method #:	3545/8082A	Analyst:	SM

RESULTS OF ANALYSIS

EPA Method 8082 RCP

Matrix Type:	SOIL	SOIL	SOIL	SOIL
CTL Sample No.:	2481	2482	2484	2485
Field ID:	PS-B14 (0-4')	PS-B14 (0-4') Dup	PS-B15 (0-4')	PS-B16 (0-4')
Date Analyzed:	03/14/2015	03/14/2015	03/14/2015	03/14/2015
Date Extracted:	03/10/2015	03/10/2015	03/10/2015	03/10/2015

Parameters	Units	RL				
Aroclor 1016	mg/kg	0.5	ND	ND	ND	ND
Aroclor 1221	mg/kg	0.5	ND	ND	ND	ND
Aroclor 1232	mg/kg	0.5	ND	ND	ND	ND
Aroclor 1242	mg/kg	0.5	ND	ND	ND	ND
Aroclor 1248	mg/kg	0.5	ND	ND	ND	ND
Aroclor 1254	mg/kg	0.5	ND	ND	ND	ND
Aroclor 1260	mg/kg	0.5	ND	ND	ND	ND
PCBs, Total	mg/kg	0.5	ND	ND	ND	ND
Decachlorobiphenyl-SR	%	----	133	131	130	138
Tetrachloro-m-Xylene-SR	%	----	106	103	98	111

RL=Reporting Level ND = None Detected

Connecticut Testing Laboratories, Inc.
165 Gracey Avenue / Meriden, CT 06451
(203) 634-3731 (Fax) 630-1336
Certification CT-PH0547 / MA-CT035

Date Samples Received: 03/09/2015

Client Name:	Comprehensive Environmental Inc.	CTL Lab No.:	0315104
Report Date:	03/16/2015	PO No:	284-17
Method #:	3545/8082A	Analyst:	SM

RESULTS OF ANALYSIS

EPA Method 8082 RCP

Matrix Type:	SOIL	SOIL
CTL Sample No.:	2486	2487
Field ID:	PS-B17 (0-4')	PS-B16 (8-9')
Date Analyzed:	03/14/2015	03/14/2015
Date Extracted:	03/10/2015	03/10/2015

Parameters	Units	RL				
Aroclor 1016	mg/kg	0.5	ND	ND		
Aroclor 1221	mg/kg	0.5	ND	ND		
Aroclor 1232	mg/kg	0.5	ND	ND		
Aroclor 1242	mg/kg	0.5	ND	ND		
Aroclor 1248	mg/kg	0.5	ND	ND		
Aroclor 1254	mg/kg	0.5	ND	ND		
Aroclor 1260	mg/kg	0.5	ND	ND		
PCBs, Total	mg/kg	0.5	ND	ND		
Decachlorobiphenyl-SR	%	----	136	139		
Tetrachloro-m-Xylene-SR	%	----	109	108		

RL=Reporting Level ND = None Detected

Connecticut Testing Laboratories, Inc.
165 Gracey Avenue / Meriden, CT 06451
(203) 634-3731 (Fax) 630-1336
Certification CT-PH0547 / MA-CT035

Date Samples Received: 03/09/2015

Client Name:	Comprehensive Environmental Inc.	CTL Lab No.:	0315104
Report Date:	03/16/2015	PO No:	284-17
Method #:	3510/8082A	Analyst:	MTL

RESULTS OF ANALYSIS

EPA Method 8082 RCP

Matrix Type:	WATER
CTL Sample No.:	2494
Field ID:	Equipment Blank
Date Analyzed:	03/12/2015
Date Extracted:	03/10/2015

Parameters	Units	RL				
Aroclor 1016	ug/L	0.5	ND			
Aroclor 1221	ug/L	0.5	ND			
Aroclor 1232	ug/L	0.5	ND			
Aroclor 1242	ug/L	0.5	ND			
Aroclor 1248	ug/L	0.5	ND			
Aroclor 1254	ug/L	0.5	ND			
Aroclor 1260	ug/L	0.5	ND			
PCBs, Total	ug/L	0.5	ND			
Decachlorobiphenyl-SR	%	----	83			
Tetrachloro-m-Xylene-SR	%	----	79			

RL=Reporting Level ND = None Detected

Connecticut Testing Laboratories, Inc.
165 Gracey Avenue / Meriden, CT 06451
(203) 634-3731 (Fax) 630-1336
Certification CT-PH0547 / MA-CT035

Date Samples Received: 03/09/2015

Client Name:	Comprehensive Environmental Inc.	CTL Lab No.:	0315104
Report Date:	03/16/2015	PO No:	284-17
Method #:	SW 5035/8260B	Analyst:	MDR

RESULTS OF ANALYSIS

EPA 8260B/5035 Volatile Organics RCP

Matrix Type:	SOIL	SOIL	SOIL	SOIL
CTL Sample No.:	2478	2479	2480	2481
Field ID:	PS-B13B (4-8')	PS-B13B (4-8') Dup	PS-B13B (8-12')	PS-B14 (0-4')
Date Analyzed:	03/10/2015	03/10/2015	03/10/2015	03/10/2015
Date Extracted:	03/09/2015	03/09/2015	03/09/2015	03/09/2015

Parameters	Units	RL				
Dichlorodifluoromethane	ug/Kg	10	ND	ND	ND	ND
Chloromethane	ug/Kg	10	ND	ND	ND	ND
Vinyl chloride	ug/Kg	10	ND	ND	ND	ND
Bromomethane	ug/Kg	10	ND	ND	ND	ND
Chloroethane	ug/Kg	10	ND	ND	ND	ND
Trichlorofluoromethane	ug/Kg	10	ND	ND	ND	ND
Trichlorotrifluoroethane	ug/Kg	100	ND	ND	ND	ND
Acetone	ug/Kg	100	ND	ND	ND	ND
1,1-Dichloroethylene	ug/Kg	10	ND	ND	ND	ND
Methylene chloride	ug/Kg	10	ND	ND	ND	ND
Methyl tert-butyl ether (MTBE)	ug/Kg	10	ND	ND	ND	ND
Carbon disulfide	ug/Kg	100	ND	ND	ND	ND
Acrylonitrile	ug/Kg	10	ND	ND	ND	ND
trans-1,2-Dichloroethylene	ug/Kg	10	ND	ND	ND	ND
1,1-Dichloroethane	ug/Kg	10	ND	ND	ND	ND
Methyl ethyl ketone	ug/Kg	50	ND	ND	ND	ND
2,2-Dichloropropane	ug/Kg	10	ND	ND	ND	ND
cis-1,2-Dichloroethylene	ug/Kg	10	ND	ND	ND	ND
Tetrahydrofuran	ug/Kg	50	ND	ND	ND	ND
Chloroform	ug/Kg	10	ND	ND	ND	ND
Bromochloromethane	ug/Kg	10	ND	ND	ND	ND
1,1,1-Trichloroethane	ug/Kg	10	ND	ND	ND	ND
1,1-Dichloropropylene	ug/Kg	10	ND	ND	ND	ND
Carbon tetrachloride	ug/Kg	10	ND	ND	ND	ND
Benzene	ug/Kg	10	ND	ND	ND	ND
1,2-Dichloroethane	ug/Kg	10	ND	ND	ND	ND
Trichloroethylene	ug/Kg	10	ND	22.0	15.0	ND
1,2-Dichloropropane	ug/Kg	10	ND	ND	ND	ND
Bromodichloromethane	ug/Kg	10	ND	ND	ND	ND
Dibromomethane	ug/Kg	10	ND	ND	ND	ND
MIBK	ug/Kg	50	ND	ND	ND	ND
cis-1,3-Dichloropropylene	ug/Kg	7	ND	ND	ND	ND
Toluene	ug/Kg	10	ND	ND	ND	ND

RL=Reporting Level ND = None Detected

Connecticut Testing Laboratories, Inc.
165 Gracey Avenue / Meriden, CT 06451
(203) 634-3731 (Fax) 630-1336
Certification CT-PH0547 / MA-CT035

Date Samples Received: 03/09/2015

Client Name:	Comprehensive Environmental Inc.	CTL Lab No.:	0315104
Report Date:	03/16/2015	PO No:	284-17
Method #:	SW 5035/8260B	Analyst:	MDR

RESULTS OF ANALYSIS

EPA 8260B/5035 Volatile Organics RCP

Matrix Type:	SOIL	SOIL	SOIL	SOIL
CTL Sample No.:	2478	2479	2480	2481
Field ID:	PS-B13B (4-8')	PS-B13B (4-8') Dup	PS-B13B (8-12')	PS-B14 (0-4')
Date Analyzed:	03/10/2015	03/10/2015	03/10/2015	03/10/2015
Date Extracted:	03/09/2015	03/09/2015	03/09/2015	03/09/2015

Parameters	Units	RL				
trans-1,3-Dichloropropylene	ug/Kg	7	ND	ND	ND	ND
1,1,2-Trichloroethane	ug/Kg	10	ND	ND	ND	ND
Methyl butyl ketone	ug/Kg	50	ND	ND	ND	ND
Tetrachloroethylene	ug/Kg	10	ND	ND	ND	ND
1,3-Dichloropropane	ug/Kg	10	ND	ND	ND	ND
Dibromochloromethane	ug/Kg	10	ND	ND	ND	ND
1,2-Dibromoethane	ug/Kg	7	ND	ND	ND	ND
Chlorobenzene	ug/Kg	10	ND	ND	ND	ND
Ethyl Benzene	ug/Kg	10	ND	ND	ND	ND
1,1,1,2-Tetrachloroethane	ug/Kg	10	ND	ND	ND	ND
p/m-Xylene	ug/Kg	10	ND	ND	ND	ND
o-Xylene	ug/Kg	10	ND	ND	ND	ND
Styrene	ug/Kg	10	ND	ND	ND	ND
Bromoform	ug/Kg	10	ND	ND	ND	ND
Isopropylbenzene	ug/Kg	10	ND	ND	ND	ND
1,1,2,2-Tetrachloroethane	ug/Kg	10	ND	ND	ND	ND
Bromobenzene	ug/Kg	10	ND	ND	ND	ND
n-Propylbenzene	ug/Kg	10	ND	ND	ND	ND
1,2,3-Trichloropropane	ug/Kg	10	ND	ND	ND	ND
2-Chlorotoluene	ug/Kg	10	ND	ND	ND	ND
1,3,5-Trimethylbenzene	ug/Kg	10	ND	ND	ND	ND
t-1,4-Dichloro-2-butene	ug/Kg	10	ND	ND	ND	ND
4-Chlorotoluene	ug/Kg	10	ND	ND	ND	ND
tert-Butylbenzene	ug/Kg	10	ND	ND	ND	ND
1,2,4-Trimethylbenzene	ug/Kg	10	ND	ND	ND	ND
p-Isopropyltoluene	ug/Kg	10	ND	ND	ND	ND
1,3-Dichlorobenzene	ug/Kg	10	ND	ND	ND	ND
sec-Butylbenzene	ug/Kg	10	ND	ND	ND	ND
1,4-Dichlorobenzene	ug/Kg	10	ND	ND	ND	ND
n-Butylbenzene	ug/Kg	10	ND	ND	ND	ND
1,2-Dichlorobenzene	ug/Kg	10	ND	ND	ND	ND
1,2-Dibromo-3-chloropropane	ug/Kg	10	ND	ND	ND	ND
1,2,4-Trichlorobenzene	ug/Kg	10	ND	ND	ND	ND

RL=Reporting Level ND = None Detected

Connecticut Testing Laboratories, Inc.
165 Gracey Avenue / Meriden, CT 06451
(203) 634-3731 (Fax) 630-1336
Certification CT-PH0547 / MA-CT035

Date Samples Received: 03/09/2015

Client Name:	Comprehensive Environmental Inc.	CTL Lab No.:	0315104
Report Date:	03/16/2015	PO No:	284-17
Method #:	SW 5035/8260B	Analyst:	MDR

RESULTS OF ANALYSIS

EPA 8260B/5035 Volatile Organics RCP

Matrix Type:	SOIL	SOIL	SOIL	SOIL
CTL Sample No.:	2478	2479	2480	2481
Field ID:	PS-B13B (4-8')	PS-B13B (4-8') Dup	PS-B13B (8-12')	PS-B14 (0-4')
Date Analyzed:	03/10/2015	03/10/2015	03/10/2015	03/10/2015
Date Extracted:	03/09/2015	03/09/2015	03/09/2015	03/09/2015

Parameters	Units	RL				
Hexachlorobutadiene	ug/Kg	50	ND	ND	ND	ND
Naphthalene	ug/Kg	50	ND	ND	ND	ND
1,2,3-Trichlorobenzene	ug/Kg	10	ND	ND	ND	ND
1,2-Dichloroethane-d4	%	----	83	89	84	84
Toluene-d8	%	----	84	94	88	90
4-Bromofluorobenzene	%	----	96	109	98	100

RL=Reporting Level ND = None Detected

Connecticut Testing Laboratories, Inc.
165 Gracey Avenue / Meriden, CT 06451
(203) 634-3731 (Fax) 630-1336
Certification CT-PH0547 / MA-CT035

Date Samples Received: 03/09/2015

Client Name:	Comprehensive Environmental Inc.	CTL Lab No.:	0315104
Report Date:	03/16/2015	PO No:	284-17
Method #:	SW 5035/8260B	Analyst:	MDR

RESULTS OF ANALYSIS

EPA 8260B/5035 Volatile Organics RCP

Matrix Type:	SOIL	SOIL	SOIL	SOIL
CTL Sample No.:	2482	2483	2488	2489
Field ID:	PS-B14 (0-4') Dup	PS-B14 (8-12')	PS-B5 (0-4')	PS-B5 (20-24')
Date Analyzed:	03/10/2015	03/10/2015	03/10/2015	03/10/2015
Date Extracted:	03/09/2015	03/09/2015	03/09/2015	03/09/2015

Parameters	Units	RL				
Dichlorodifluoromethane	ug/Kg	10	ND	ND	ND	ND
Chloromethane	ug/Kg	10	ND	ND	ND	ND
Vinyl chloride	ug/Kg	10	ND	ND	ND	ND
Bromomethane	ug/Kg	10	ND	ND	ND	ND
Chloroethane	ug/Kg	10	ND	ND	ND	ND
Trichlorofluoromethane	ug/Kg	10	ND	ND	ND	ND
Trichlorotrifluoroethane	ug/Kg	100	ND	ND	ND	ND
Acetone	ug/Kg	100	ND	ND	ND	ND
1,1-Dichloroethylene	ug/Kg	10	ND	ND	ND	ND
Methylene chloride	ug/Kg	10	ND	ND	ND	ND
Methyl tert-butyl ether (MTBE)	ug/Kg	10	ND	ND	ND	ND
Carbon disulfide	ug/Kg	100	ND	ND	ND	ND
Acrylonitrile	ug/Kg	10	ND	ND	ND	ND
trans-1,2-Dichloroethylene	ug/Kg	10	ND	ND	ND	ND
1,1-Dichloroethane	ug/Kg	10	ND	ND	ND	ND
Methyl ethyl ketone	ug/Kg	50	ND	ND	ND	ND
2,2-Dichloropropane	ug/Kg	10	ND	ND	ND	ND
cis-1,2-Dichloroethylene	ug/Kg	10	ND	ND	ND	ND
Tetrahydrofuran	ug/Kg	50	ND	ND	ND	ND
Chloroform	ug/Kg	10	ND	ND	ND	ND
Bromochloromethane	ug/Kg	10	ND	ND	ND	ND
1,1,1-Trichloroethane	ug/Kg	10	ND	ND	ND	ND
1,1-Dichloropropylene	ug/Kg	10	ND	ND	ND	ND
Carbon tetrachloride	ug/Kg	10	ND	ND	ND	ND
Benzene	ug/Kg	10	ND	ND	ND	ND
1,2-Dichloroethane	ug/Kg	10	ND	ND	ND	ND
Trichloroethylene	ug/Kg	10	ND	ND	ND	21.0
1,2-Dichloropropane	ug/Kg	10	ND	ND	ND	ND
Bromodichloromethane	ug/Kg	10	ND	ND	ND	ND
Dibromomethane	ug/Kg	10	ND	ND	ND	ND
MIBK	ug/Kg	50	ND	ND	ND	ND
cis-1,3-Dichloropropylene	ug/Kg	7	ND	ND	ND	ND
Toluene	ug/Kg	10	ND	ND	ND	ND
trans-1,3-Dichloropropylene	ug/Kg	7	ND	ND	ND	ND

RL=Reporting Level ND = None Detected

Connecticut Testing Laboratories, Inc.
165 Gracey Avenue / Meriden, CT 06451
(203) 634-3731 (Fax) 630-1336
Certification CT-PH0547 / MA-CT035

Date Samples Received: 03/09/2015

Client Name:	Comprehensive Environmental Inc.	CTL Lab No.:	0315104
Report Date:	03/16/2015	PO No:	284-17
Method #:	SW 5035/8260B	Analyst:	MDR

RESULTS OF ANALYSIS

EPA 8260B/5035 Volatile Organics RCP

Matrix Type:	SOIL	SOIL	SOIL	SOIL
CTL Sample No.:	2482	2483	2488	2489
Field ID:	PS-B14 (0-4') Dup	PS-B14 (8-12')	PS-B5 (0-4')	PS-B5 (20-24')
Date Analyzed:	03/10/2015	03/10/2015	03/10/2015	03/10/2015
Date Extracted:	03/09/2015	03/09/2015	03/09/2015	03/09/2015

Parameters	Units	RL				
1,1,2-Trichloroethane	ug/Kg	10	ND	ND	ND	ND
Methyl butyl ketone	ug/Kg	50	ND	ND	ND	ND
Tetrachloroethylene	ug/Kg	10	ND	ND	ND	ND
1,3-Dichloropropane	ug/Kg	10	ND	ND	ND	ND
Dibromochloromethane	ug/Kg	10	ND	ND	ND	ND
1,2-Dibromoethane	ug/Kg	7	ND	ND	ND	ND
Chlorobenzene	ug/Kg	10	ND	ND	ND	ND
Ethyl Benzene	ug/Kg	10	ND	ND	ND	ND
1,1,1,2-Tetrachloroethane	ug/Kg	10	ND	ND	ND	ND
p/m-Xylene	ug/Kg	10	ND	ND	ND	ND
o-Xylene	ug/Kg	10	ND	ND	ND	ND
Styrene	ug/Kg	10	ND	ND	ND	ND
Bromoform	ug/Kg	10	ND	ND	ND	ND
Isopropylbenzene	ug/Kg	10	ND	ND	ND	ND
1,1,2,2-Tetrachloroethane	ug/Kg	10	ND	ND	ND	ND
Bromobenzene	ug/Kg	10	ND	ND	ND	ND
n-Propylbenzene	ug/Kg	10	ND	ND	ND	ND
1,2,3-Trichloropropane	ug/Kg	10	ND	ND	ND	ND
2-Chlorotoluene	ug/Kg	10	ND	ND	ND	ND
1,3,5-Trimethylbenzene	ug/Kg	10	ND	ND	ND	ND
t-1,4-Dichloro-2-butene	ug/Kg	10	ND	ND	ND	ND
4-Chlorotoluene	ug/Kg	10	ND	ND	ND	ND
tert-Butylbenzene	ug/Kg	10	ND	ND	ND	ND
1,2,4-Trimethylbenzene	ug/Kg	10	ND	ND	ND	ND
p-Isopropyltoluene	ug/Kg	10	ND	ND	ND	ND
1,3-Dichlorobenzene	ug/Kg	10	ND	ND	ND	ND
sec-Butylbenzene	ug/Kg	10	ND	ND	ND	ND
1,4-Dichlorobenzene	ug/Kg	10	ND	ND	ND	ND
n-Butylbenzene	ug/Kg	10	ND	ND	ND	ND
1,2-Dichlorobenzene	ug/Kg	10	ND	ND	ND	ND
1,2-Dibromo-3-chloropropane	ug/Kg	10	ND	ND	ND	ND
1,2,4-Trichlorobenzene	ug/Kg	10	ND	ND	ND	ND
Hexachlorobutadiene	ug/Kg	50	ND	ND	ND	ND
Naphthalene	ug/Kg	50	ND	ND	ND	ND

RL=Reporting Level ND = None Detected

Connecticut Testing Laboratories, Inc.
165 Gracey Avenue / Meriden, CT 06451
(203) 634-3731 (Fax) 630-1336
Certification CT-PH0547 / MA-CT035

Date Samples Received: 03/09/2015

Client Name:	Comprehensive Environmental Inc.	CTL Lab No.:	0315104
Report Date:	03/16/2015	PO No:	284-17
Method #:	SW 5035/8260B	Analyst:	MDR

RESULTS OF ANALYSIS

EPA 8260B/5035 Volatile Organics RCP

Matrix Type:	SOIL	SOIL	SOIL	SOIL
CTL Sample No.:	2482	2483	2488	2489
Field ID:	PS-B14 (0-4') Dup	PS-B14 (8-12')	PS-B5 (0-4')	PS-B5 (20-24')
Date Analyzed:	03/10/2015	03/10/2015	03/10/2015	03/10/2015
Date Extracted:	03/09/2015	03/09/2015	03/09/2015	03/09/2015

Parameters	Units	RL				
1,2,3-Trichlorobenzene	ug/Kg	10	ND	ND	ND	ND
1,2-Dichloroethane-d4	%	----	87	88	87	86
Toluene-d8	%	----	90	90	84	87
4-Bromofluorobenzene	%	----	105	101	97	98

RL=Reporting Level ND = None Detected

Connecticut Testing Laboratories, Inc.
165 Gracey Avenue / Meriden, CT 06451
(203) 634-3731 (Fax) 630-1336
Certification CT-PH0547 / MA-CT035

Date Samples Received: 03/09/2015

Client Name:	Comprehensive Environmental Inc.	CTL Lab No.:	0315104
Report Date:	03/16/2015	PO No:	284-17
Method #:	SW 5035/8260B	Analyst:	MDR

RESULTS OF ANALYSIS

EPA 8260B/5035 Volatile Organics RCP

Matrix Type:	SOIL	SOIL	SOIL	SOIL
CTL Sample No.:	2490	2491	2492	2493
Field ID:	PS-B6 (4-8')	PS-B6 (8-12')	PS-B10 (0-2')	PS-B11 (0-2')
Date Analyzed:	03/10/2015	03/11/2015	03/10/2015	03/11/2015
Date Extracted:	03/09/2015	03/09/2015	03/09/2015	03/09/2015

Parameters	Units	RL				
Dichlorodifluoromethane	ug/Kg	10	ND	ND	ND	ND
Chloromethane	ug/Kg	10	ND	ND	ND	ND
Vinyl chloride	ug/Kg	10	ND	ND	ND	ND
Bromomethane	ug/Kg	10	ND	ND	ND	ND
Chloroethane	ug/Kg	10	ND	ND	ND	ND
Trichlorofluoromethane	ug/Kg	10	ND	ND	ND	ND
Trichlorotrifluoroethane	ug/Kg	100	ND	ND	ND	ND
Acetone	ug/Kg	100	ND	ND	ND	ND
1,1-Dichloroethylene	ug/Kg	10	ND	ND	ND	ND
Methylene chloride	ug/Kg	10	ND	ND	ND	ND
Methyl tert-butyl ether (MTBE)	ug/Kg	10	ND	ND	ND	ND
Carbon disulfide	ug/Kg	100	ND	ND	ND	ND
Acrylonitrile	ug/Kg	10	ND	ND	ND	ND
trans-1,2-Dichloroethylene	ug/Kg	10	ND	ND	ND	ND
1,1-Dichloroethane	ug/Kg	10	ND	ND	ND	ND
Methyl ethyl ketone	ug/Kg	50	ND	ND	ND	ND
2,2-Dichloropropane	ug/Kg	10	ND	ND	ND	ND
cis-1,2-Dichloroethylene	ug/Kg	10	ND	ND	ND	ND
Tetrahydrofuran	ug/Kg	50	ND	ND	ND	ND
Chloroform	ug/Kg	10	ND	ND	ND	ND
Bromochloromethane	ug/Kg	10	ND	ND	ND	ND
1,1,1-Trichloroethane	ug/Kg	10	ND	ND	ND	ND
1,1-Dichloropropylene	ug/Kg	10	ND	ND	ND	ND
Carbon tetrachloride	ug/Kg	10	ND	ND	ND	ND
Benzene	ug/Kg	10	ND	ND	ND	ND
1,2-Dichloroethane	ug/Kg	10	ND	ND	ND	ND
Trichloroethylene	ug/Kg	10	ND	ND	ND	ND
1,2-Dichloropropane	ug/Kg	10	ND	ND	ND	ND
Bromodichloromethane	ug/Kg	10	ND	ND	ND	ND
Dibromomethane	ug/Kg	10	ND	ND	ND	ND
MIBK	ug/Kg	50	ND	ND	ND	ND
cis-1,3-Dichloropropylene	ug/Kg	7	ND	ND	ND	ND
Toluene	ug/Kg	10	ND	ND	ND	ND
trans-1,3-Dichloropropylene	ug/Kg	7	ND	ND	ND	ND

RL=Reporting Level ND = None Detected

Connecticut Testing Laboratories, Inc.
165 Gracey Avenue / Meriden, CT 06451
(203) 634-3731 (Fax) 630-1336
Certification CT-PH0547 / MA-CT035

Date Samples Received: 03/09/2015

Client Name:	Comprehensive Environmental Inc.	CTL Lab No.:	0315104
Report Date:	03/16/2015	PO No:	284-17
Method #:	SW 5035/8260B	Analyst:	MDR

RESULTS OF ANALYSIS

EPA 8260B/5035 Volatile Organics RCP

Matrix Type:	SOIL	SOIL	SOIL	SOIL
CTL Sample No.:	2490	2491	2492	2493
Field ID:	PS-B6 (4-8')	PS-B6 (8-12')	PS-B10 (0-2')	PS-B11 (0-2')
Date Analyzed:	03/10/2015	03/11/2015	03/10/2015	03/11/2015
Date Extracted:	03/09/2015	03/09/2015	03/09/2015	03/09/2015

Parameters	Units	RL				
1,1,2-Trichloroethane	ug/Kg	10	ND	ND	ND	ND
Methyl butyl ketone	ug/Kg	50	ND	ND	ND	ND
Tetrachloroethylene	ug/Kg	10	ND	ND	ND	ND
1,3-Dichloropropane	ug/Kg	10	ND	ND	ND	ND
Dibromochloromethane	ug/Kg	10	ND	ND	ND	ND
1,2-Dibromoethane	ug/Kg	7	ND	ND	ND	ND
Chlorobenzene	ug/Kg	10	ND	ND	ND	ND
Ethyl Benzene	ug/Kg	10	ND	ND	ND	ND
1,1,1,2-Tetrachloroethane	ug/Kg	10	ND	ND	ND	ND
p/m-Xylene	ug/Kg	10	ND	ND	ND	ND
o-Xylene	ug/Kg	10	ND	ND	ND	ND
Styrene	ug/Kg	10	ND	ND	ND	ND
Bromoform	ug/Kg	10	ND	ND	ND	ND
Isopropylbenzene	ug/Kg	10	ND	ND	ND	10.0
1,1,2,2-Tetrachloroethane	ug/Kg	10	ND	ND	ND	ND
Bromobenzene	ug/Kg	10	ND	ND	ND	ND
n-Propylbenzene	ug/Kg	10	ND	ND	ND	23.0
1,2,3-Trichloropropane	ug/Kg	10	ND	ND	ND	ND
2-Chlorotoluene	ug/Kg	10	ND	ND	ND	ND
1,3,5-Trimethylbenzene	ug/Kg	10	ND	ND	ND	29.0
t-1,4-Dichloro-2-butene	ug/Kg	10	ND	ND	ND	ND
4-Chlorotoluene	ug/Kg	10	ND	ND	ND	ND
tert-Butylbenzene	ug/Kg	10	ND	ND	ND	ND
1,2,4-Trimethylbenzene	ug/Kg	10	ND	ND	ND	1,210.0
p-Isopropyltoluene	ug/Kg	10	ND	ND	ND	52.0
1,3-Dichlorobenzene	ug/Kg	10	ND	ND	ND	ND
sec-Butylbenzene	ug/Kg	10	ND	58.0	ND	29.0
1,4-Dichlorobenzene	ug/Kg	10	ND	ND	ND	ND
n-Butylbenzene	ug/Kg	10	ND	24.0	ND	38.0
1,2-Dichlorobenzene	ug/Kg	10	ND	ND	ND	ND
1,2-Dibromo-3-chloropropane	ug/Kg	10	ND	ND	ND	ND
1,2,4-Trichlorobenzene	ug/Kg	10	ND	ND	ND	ND
Hexachlorobutadiene	ug/Kg	50	ND	ND	ND	ND
Naphthalene	ug/Kg	50	ND	ND	ND	67.0

RL=Reporting Level ND = None Detected

Connecticut Testing Laboratories, Inc.
165 Gracey Avenue / Meriden, CT 06451
(203) 634-3731 (Fax) 630-1336
Certification CT-PH0547 / MA-CT035

Date Samples Received: 03/09/2015

Client Name:	Comprehensive Environmental Inc.	CTL Lab No.:	0315104
Report Date:	03/16/2015	PO No:	284-17
Method #:	SW 5035/8260B	Analyst:	MDR

RESULTS OF ANALYSIS

EPA 8260B/5035 Volatile Organics RCP

Matrix Type:	SOIL	SOIL	SOIL	SOIL
CTL Sample No.:	2490	2491	2492	2493
Field ID:	PS-B6 (4-8')	PS-B6 (8-12')	PS-B10 (0-2')	PS-B11 (0-2')
Date Analyzed:	03/10/2015	03/11/2015	03/10/2015	03/11/2015
Date Extracted:	03/09/2015	03/09/2015	03/09/2015	03/09/2015

Parameters	Units	RL				
1,2,3-Trichlorobenzene	ug/Kg	10	ND	ND	ND	ND
1,2-Dichloroethane-d4	%	----	89	89	96	83
Toluene-d8	%	----	86	98	89	92
4-Bromofluorobenzene	%	----	97	115	105	82

RL=Reporting Level ND = None Detected

Connecticut Testing Laboratories, Inc.
165 Gracey Avenue / Meriden, CT 06451
(203) 634-3731 (Fax) 630-1336
Certification CT-PH0547 / MA-CT035

Date Samples Received: 03/09/2015

Client Name:	Comprehensive Environmental Inc.	CTL Lab No.:	0315104
Report Date:	03/16/2015	PO No:	284-17
Method #:	5030/8260B	Analyst:	MDR

RESULTS OF ANALYSIS

EPA 8260B Volatile Organics RCP

Matrix Type:	WATER	WATER
CTL Sample No.:	2494	2495
Field ID:	Equipment Blank	Trip Blank
Date Analyzed:	03/10/2015	03/10/2015
Date Extracted:	03/10/2015	03/10/2015

Parameters	Units	RL				
Dichlorodifluoromethane	ug/L	0.5	ND	ND		
Chloromethane	ug/L	0.5	ND	ND		
Vinyl chloride	ug/L	0.5	ND	ND		
Bromomethane	ug/L	0.5	ND	ND		
Chloroethane	ug/L	0.5	ND	ND		
Trichlorofluoromethane	ug/L	0.5	ND	ND		
Trichlorotrifluoroethane	ug/L	0.5	ND	ND		
Acetone	ug/L	5.0	ND	ND		
1,1-Dichloroethylene	ug/L	0.5	ND	ND		
Methylene chloride	ug/L	0.5	ND	ND		
Methyl tert-butyl ether (MTBE)	ug/L	0.5	ND	ND		
Carbon disulfide	ug/L	0.5	ND	ND		
Acrylonitrile	ug/L	0.5	ND	ND		
trans-1,2-Dichloroethylene	ug/L	0.5	ND	ND		
1,1-Dichloroethane	ug/L	0.5	ND	ND		
Methyl ethyl ketone	ug/L	5.0	ND	ND		
2,2-Dichloropropane	ug/L	0.5	ND	ND		
cis-1,2-Dichloroethylene	ug/L	0.5	ND	ND		
Tetrahydrofuran	ug/L	5.0	ND	ND		
Chloroform	ug/L	0.5	16.5	ND		
Bromochloromethane	ug/L	0.5	ND	ND		
1,1,1-Trichloroethane	ug/L	0.5	ND	ND		
1,1-Dichloropropylene	ug/L	0.5	ND	ND		
Carbon tetrachloride	ug/L	0.5	ND	ND		
Benzene	ug/L	0.5	ND	ND		
1,2-Dichloroethane	ug/L	0.5	ND	ND		
Trichloroethylene	ug/L	0.5	ND	ND		
1,2-Dichloropropane	ug/L	0.5	ND	ND		
Bromodichloromethane	ug/L	0.5	4.2	ND		
Dibromomethane	ug/L	0.5	ND	ND		
MIBK	ug/L	5.0	ND	ND		
cis-1,3-Dichloropropylene	ug/L	0.5	ND	ND		
Toluene	ug/L	0.5	ND	ND		
trans-1,3-Dichloropropylene	ug/L	0.5	ND	ND		

RL=Reporting Level ND = None Detected

Connecticut Testing Laboratories, Inc.
165 Gracey Avenue / Meriden, CT 06451
(203) 634-3731 (Fax) 630-1336
Certification CT-PH0547 / MA-CT035

Date Samples Received: 03/09/2015

Client Name:	Comprehensive Environmental Inc.	CTL Lab No.:	0315104
Report Date:	03/16/2015	PO No:	284-17
Method #:	5030/8260B	Analyst:	MDR

RESULTS OF ANALYSIS

EPA 8260B Volatile Organics RCP

Matrix Type:	WATER	WATER
CTL Sample No.:	2494	2495
Field ID:	Equipment Blank	Trip Blank
Date Analyzed:	03/10/2015	03/10/2015
Date Extracted:	03/10/2015	03/10/2015

Parameters	Units	RL				
1,1,2-Trichloroethane	ug/L	0.5	ND	ND		
Methyl butyl ketone	ug/L	5.0	ND	ND		
Tetrachloroethylene	ug/L	0.5	ND	ND		
1,3-Dichloropropane	ug/L	0.5	ND	ND		
Dibromochloromethane	ug/L	0.5	3.2	ND		
1,2-Dibromoethane	ug/L	0.5	ND	ND		
Chlorobenzene	ug/L	0.5	ND	ND		
Ethyl Benzene	ug/L	0.5	ND	ND		
1,1,1,2-Tetrachloroethane	ug/L	0.5	ND	ND		
p/m-Xylene	ug/L	0.5	ND	ND		
o-Xylene	ug/L	0.5	ND	ND		
Styrene	ug/L	0.5	ND	ND		
Bromoform	ug/L	0.5	ND	ND		
Isopropylbenzene	ug/L	0.5	ND	ND		
1,1,2,2-Tetrachloroethane	ug/L	0.5	ND	ND		
Bromobenzene	ug/L	0.5	ND	ND		
n-Propylbenzene	ug/L	0.5	ND	ND		
1,2,3-Trichloropropane	ug/L	0.5	ND	ND		
2-Chlorotoluene	ug/L	0.5	ND	ND		
1,2,4-Trimethylbenzene	ug/L	0.5	ND	ND		
t-1,4-Dichloro-2-butene	ug/L	0.5	ND	ND		
4-Chlorotoluene	ug/L	0.5	ND	ND		
tert-Butylbenzene	ug/L	0.5	ND	ND		
1,3,5-Trimethylbenzene	ug/L	0.5	ND	ND		
p-Isopropyltoluene	ug/L	0.5	ND	ND		
1,3-Dichlorobenzene	ug/L	0.5	ND	ND		
sec-Butylbenzene	ug/L	0.5	ND	ND		
1,4-Dichlorobenzene	ug/L	0.5	ND	ND		
n-Butylbenzene	ug/L	0.5	ND	ND		
1,2-Dichlorobenzene	ug/L	0.5	ND	ND		
1,2-Dibromo-3-chloropropane	ug/L	0.5	ND	ND		
1,2,4-Trichlorobenzene	ug/L	0.5	ND	ND		
Hexachlorobutadiene	ug/L	0.45	ND	ND		
Naphthalene	ug/L	0.5	ND	ND		

RL=Reporting Level ND = None Detected

Date Samples Received: 03/09/2015

Client Name:	Comprehensive Environmental Inc.	CTL Lab No.:	0315104
Report Date:	03/16/2015	PO No:	284-17
Method #:	5030/8260B	Analyst:	MDR

RESULTS OF ANALYSIS

EPA 8260B Volatile Organics RCP

Matrix Type:	WATER	WATER
CTL Sample No.:	2494	2495
Field ID:	Equipment Blank	Trip Blank
Date Analyzed:	03/10/2015	03/10/2015
Date Extracted:	03/10/2015	03/10/2015

Parameters	Units	RL				
1,2,3-Trichlorobenzene	ug/L	0.5	ND	ND		
1,2-Dichloroethane-d4	%	----	96	100		
Toluene-d8	%	----	92	90		
4-Bromofluorobenzene	%	----	90	90		

RL=Reporting Level ND = None Detected

Connecticut Testing Laboratories, Inc.
165 Gracey Avenue / Meriden, CT 06451
(203) 634-3731 (Fax) 630-1336
Certification CT-PH0547 / MA-CT035

Date Samples Received: 03/09/2015

Client Name:	Comprehensive Environmental Inc.	CTL Lab No.:	0315104
Report Date:	03/16/2015	PO No:	284-17
Method #:	8270C - PAH	Analyst:	KM

RESULTS OF ANALYSIS

EPA 8270C PAH - RCP

Matrix Type:	SOIL
CTL Sample No.:	2477
Field ID:	PS-B13 (0-4')
Date Analyzed:	03/11/2015
Date Extracted:	03/10/2015

Parameters	Units	RL				
Naphthalene	ug/Kg	1000	ND			
2-Methylnaphthalene	ug/Kg	2000	ND			
2-Chloronaphthalene	ug/Kg	2000	ND			
Acenaphthylene	ug/Kg	1000	ND			
Acenaphthene	ug/Kg	1000	ND			
Fluorene	ug/Kg	1000	ND			
Phenanthrene	ug/Kg	1000	7,730.0			
Anthracene	ug/Kg	1000	1,840.0			
Carbazole	ug/Kg	2000	ND			
Fluoranthene	ug/Kg	1000	13,900.0			
Pyrene	ug/Kg	1000	12,100.0			
Benzo(a)anthracene	ug/Kg	1000	3,750.0			
Chrysene	ug/Kg	1000	8,510.0			
Benzo(b)fluoranthene	ug/Kg	1000	5,090.0			
Benzo(k)fluoranthene	ug/Kg	1000	2,700.0			
Benzo(a)pyrene	ug/Kg	1000	3,860.0			
Indeno(1,2,3-cd)Pyrene	ug/Kg	1000	3,180.0			
Dibenzo(a,h)Anthracene	ug/Kg	2000	ND			
Benzo(g,h,i)Perylene	ug/Kg	2000	3,800.0			
Nitrobenzene-d5	%	----	80			
2-Fluorobiphenyl	%	----	104			
p-Terpenyl-d14	%	----	80			

RL=Reporting Level ND = None Detected

Connecticut Testing Laboratories, Inc.
165 Gracey Avenue / Meriden, CT 06451
(203) 634-3731 (Fax) 630-1336
Certification CT-PH0547 / MA-CT035

Date Samples Received: 03/09/2015

Client Name:	Comprehensive Environmental Inc.	CTL Lab No.:	0315104
Report Date:	03/16/2015	PO No:	284-17
Method #:	8270C - PAH	Analyst:	KM

RESULTS OF ANALYSIS

EPA 8270C PAH - RCP

Matrix Type:	SOIL	SOIL	SOIL	SOIL
CTL Sample No.:	2478	2479	2480	2481
Field ID:	PS-B13B (4-8')	PS-B13B (4-8') Dup	PS-B13B (8-12')	PS-B14 (0-4')
Date Analyzed:	03/11/2015	03/11/2015	03/11/2015	03/12/2015
Date Extracted:	03/10/2015	03/10/2015	03/10/2015	03/10/2015

Parameters	Units	RL				
Naphthalene	ug/Kg	50	ND	ND	ND	ND
2-Methylnaphthalene	ug/Kg	100	ND	ND	ND	ND
2-Chloronaphthalene	ug/Kg	100	ND	ND	ND	ND
Acenaphthylene	ug/Kg	50	ND	ND	ND	ND
Acenaphthene	ug/Kg	50	ND	ND	ND	51.0
Fluorene	ug/Kg	50	ND	ND	ND	55.0
Phenanthrene	ug/Kg	50	ND	ND	ND	730.0
Anthracene	ug/Kg	50	ND	ND	ND	163.0
Carbazole	ug/Kg	100	ND	ND	ND	ND
Fluoranthene	ug/Kg	50	ND	ND	ND	1,120.0
Pyrene	ug/Kg	50	ND	ND	ND	941.0
Benzo(a)anthracene	ug/Kg	50	ND	ND	ND	303.0
Chrysene	ug/Kg	50	ND	ND	ND	660.0
Benzo(b)fluoranthene	ug/Kg	50	ND	ND	ND	434.0
Benzo(k)fluoranthene	ug/Kg	50	ND	ND	ND	167.0
Benzo(a)pyrene	ug/Kg	50	ND	ND	ND	306.0
Indeno(1,2,3-cd)Pyrene	ug/Kg	50	ND	ND	ND	262.0
Dibenzo(a,h)Anthracene	ug/Kg	100	ND	ND	ND	ND
Benzo(g,h,i)Perylene	ug/Kg	100	ND	ND	ND	345.0
Nitrobenzene-d5	%	----	95	82	83	96
2-Fluorobiphenyl	%	----	104	102	106	102
p-Terpenyl-d14	%	----	71	74	72	75

RL=Reporting Level ND = None Detected

Connecticut Testing Laboratories, Inc.
165 Gracey Avenue / Meriden, CT 06451
(203) 634-3731 (Fax) 630-1336
Certification CT-PH0547 / MA-CT035

Date Samples Received: 03/09/2015

Client Name:	Comprehensive Environmental Inc.	CTL Lab No.:	0315104
Report Date:	03/16/2015	PO No:	284-17
Method #:	8270C - PAH	Analyst:	KM

RESULTS OF ANALYSIS

EPA 8270C PAH - RCP

Matrix Type:	SOIL	SOIL	SOIL	SOIL
CTL Sample No.:	2482	2483	2484	2485
Field ID:	PS-B14 (0-4') Dup	PS-B14 (8-12')	PS-B15 (0-4')	PS-B16 (0-4')
Date Analyzed:	03/12/2015	03/12/2015	03/12/2015	03/12/2015
Date Extracted:	03/10/2015	03/10/2015	03/10/2015	03/10/2015

Parameters	Units	RL				
Naphthalene	ug/Kg	50	ND	ND	ND	137.0
2-Methylnaphthalene	ug/Kg	100	ND	ND	ND	ND
2-Chloronaphthalene	ug/Kg	100	ND	ND	ND	ND
Acenaphthylene	ug/Kg	50	ND	ND	ND	153.0
Acenaphthene	ug/Kg	50	52.0	ND	ND	156.0
Fluorene	ug/Kg	50	66.0	ND	ND	130.0
Phenanthrene	ug/Kg	50	865.0	581.0	ND	1,680.0
Anthracene	ug/Kg	50	206.0	129.0	ND	555.0
Carbazole	ug/Kg	100	ND	ND	ND	183.0
Fluoranthene	ug/Kg	50	965.0	755.0	ND	5,230.0
Pyrene	ug/Kg	50	752.0	620.0	ND	4,370.0
Benzo(a)anthracene	ug/Kg	50	256.0	185.0	ND	1,340.0
Chrysene	ug/Kg	50	613.0	490.0	ND	2,650.0
Benzo(b)fluoranthene	ug/Kg	50	356.0	289.0	ND	2,300.0
Benzo(k)fluoranthene	ug/Kg	50	175.0	122.0	ND	846.0
Benzo(a)pyrene	ug/Kg	50	249.0	183.0	ND	1,560.0
Indeno(1,2,3-cd)Pyrene	ug/Kg	50	196.0	167.0	ND	1,620.0
Dibenzo(a,h)Anthracene	ug/Kg	100	ND	ND	ND	521.0
Benzo(g,h,i)Perylene	ug/Kg	100	263.0	201.0	ND	1,920.0
Nitrobenzene-d5	%	----	105	99	95	84
2-Fluorobiphenyl	%	----	105	104	104	108
p-Terpenyl-d14	%	----	98	71	70	81

RL=Reporting Level ND = None Detected

Connecticut Testing Laboratories, Inc.
165 Gracey Avenue / Meriden, CT 06451
(203) 634-3731 (Fax) 630-1336
Certification CT-PH0547 / MA-CT035

Date Samples Received: 03/09/2015

Client Name:	Comprehensive Environmental Inc.	CTL Lab No.:	0315104
Report Date:	03/16/2015	PO No:	284-17
Method #:	8270C - PAH	Analyst:	KM

RESULTS OF ANALYSIS

EPA 8270C PAH - RCP

Matrix Type:	SOIL	SOIL	SOIL	SOIL
CTL Sample No.:	2486	2487	2488	2489
Field ID:	PS-B17 (0-4')	PS-B16 (8-9')	PS-B5 (0-4')	PS-B5 (20-24')
Date Analyzed:	03/12/2015	03/12/2015	03/12/2015	03/12/2015
Date Extracted:	03/10/2015	03/10/2015	03/10/2015	03/10/2015

Parameters	Units	RL				
Naphthalene	ug/Kg	50	ND	ND	ND	ND
2-Methylnaphthalene	ug/Kg	100	ND	ND	ND	ND
2-Chloronaphthalene	ug/Kg	100	ND	ND	ND	ND
Acenaphthylene	ug/Kg	50	66.0	ND	ND	ND
Acenaphthene	ug/Kg	50	117.0	ND	ND	ND
Fluorene	ug/Kg	50	98.0	ND	ND	ND
Phenanthrene	ug/Kg	50	1,540.0	ND	52.0	ND
Anthracene	ug/Kg	50	339.0	ND	ND	ND
Carbazole	ug/Kg	100	180.0	ND	ND	ND
Fluoranthene	ug/Kg	50	2,110.0	ND	114.0	ND
Pyrene	ug/Kg	50	1,730.0	ND	100.0	ND
Benzo(a)anthracene	ug/Kg	50	562.0	ND	ND	ND
Chrysene	ug/Kg	50	1,390.0	ND	85.0	ND
Benzo(b)fluoranthene	ug/Kg	50	940.0	ND	57.0	ND
Benzo(k)fluoranthene	ug/Kg	50	383.0	ND	ND	ND
Benzo(a)pyrene	ug/Kg	50	675.0	ND	ND	ND
Indeno(1,2,3-cd)Pyrene	ug/Kg	50	580.0	ND	ND	ND
Dibenzo(a,h)Anthracene	ug/Kg	100	177.0	ND	ND	ND
Benzo(g,h,i)Perylene	ug/Kg	100	817.0	ND	ND	ND
Nitrobenzene-d5	%	----	82	98	95	95
2-Fluorobiphenyl	%	----	106	105	106	103
p-Terpenyl-d14	%	----	76	70	71	69

RL=Reporting Level ND = None Detected

Connecticut Testing Laboratories, Inc.
165 Gracey Avenue / Meriden, CT 06451
(203) 634-3731 (Fax) 630-1336
Certification CT-PH0547 / MA-CT035

Date Samples Received: 03/09/2015

Client Name:	Comprehensive Environmental Inc.	CTL Lab No.:	0315104
Report Date:	03/16/2015	PO No:	284-17
Method #:	8270C - PAH	Analyst:	KM

RESULTS OF ANALYSIS

EPA 8270C PAH - RCP

Matrix Type:	SOIL	SOIL	SOIL	SOIL
CTL Sample No.:	2490	2491	2492	2493
Field ID:	PS-B6 (4-8')	PS-B6 (8-12')	PS-B10 (0-2')	PS-B11 (0-2')
Date Analyzed:	03/12/2015	03/12/2015	03/12/2015	03/12/2015
Date Extracted:	03/10/2015	03/10/2015	03/10/2015	03/10/2015

Parameters	Units	RL				
Naphthalene	ug/Kg	50	ND	ND	ND	195.0
2-Methylnaphthalene	ug/Kg	100	ND	113.0	ND	168.0
2-Chloronaphthalene	ug/Kg	100	ND	ND	ND	ND
Acenaphthylene	ug/Kg	50	ND	ND	ND	ND
Acenaphthene	ug/Kg	50	ND	ND	ND	345.0
Fluorene	ug/Kg	50	ND	ND	ND	521.0
Phenanthrene	ug/Kg	50	ND	375.0	253.0	2,320.0
Anthracene	ug/Kg	50	ND	57.0	ND	594.0
Carbazole	ug/Kg	100	ND	ND	ND	248.0
Fluoranthene	ug/Kg	50	ND	ND	265.0	1,830.0
Pyrene	ug/Kg	50	ND	ND	209.0	1,510.0
Benzo(a)anthracene	ug/Kg	50	ND	ND	54.0	432.0
Chrysene	ug/Kg	50	ND	ND	151.0	835.0
Benzo(b)fluoranthene	ug/Kg	50	ND	ND	85.0	640.0
Benzo(k)fluoranthene	ug/Kg	50	ND	ND	ND	243.0
Benzo(a)pyrene	ug/Kg	50	ND	ND	56.0	437.0
Indeno(1,2,3-cd)Pyrene	ug/Kg	50	ND	ND	51.0	367.0
Dibenzo(a,h)Anthracene	ug/Kg	100	ND	ND	ND	127.0
Benzo(g,h,i)Perylene	ug/Kg	100	ND	ND	ND	442.0
Nitrobenzene-d5	%	----	111	101	104	89
2-Fluorobiphenyl	%	----	99	103	102	106
p-Terpenyl-d14	%	----	69	89	78	75

RL=Reporting Level ND = None Detected

Connecticut Testing Laboratories, Inc.
165 Gracey Avenue / Meriden, CT 06451
(203) 634-3731 (Fax) 630-1336
Certification CT-PH0547 / MA-CT035

Date Samples Received: 03/09/2015

Client Name:	Comprehensive Environmental Inc.	CTL Lab No.:	0315104
Report Date:	03/16/2015	PO No:	284-17
Method #:	8270C - PAH	Analyst:	SJF

RESULTS OF ANALYSIS

EPA 8270C PAH - RCP

Matrix Type: WATER
CTL Sample No.: 2494
Field ID: Equipment Blank
Date Analyzed: 03/10/2015
Date Extracted: 03/10/2015

Parameters	Units	RL				
Naphthalene	ug/L	1.0	ND			
2-Methylnaphthalene	ug/L	1.0	ND			
2-Chloronaphthalene	ug/L	1.0	ND			
Acenaphthylene	ug/L	0.3	ND			
Acenaphthene	ug/L	1.0	ND			
Fluorene	ug/L	1.0	ND			
Phenanthrene	ug/L	0.07	ND			
Anthracene	ug/L	1.0	ND			
Carbazole	ug/L	1.0	ND			
Fluoranthene	ug/L	1.0	ND			
Pyrene	ug/L	1.0	ND			
Benzo(a)anthracene	ug/L	0.06	ND			
Chrysene	ug/L	1.0	ND			
Benzo(b)fluoranthene	ug/L	0.08	ND			
Benzo(k)fluoranthene	ug/L	0.3	ND			
Benzo(a)pyrene	ug/L	0.2	ND			
Indeno(1,2,3-cd)Pyrene	ug/L	0.2	ND			
Dibenzo(a,h)Anthracene	ug/L	0.2	ND			
Benzo(g,h,i)Perylene	ug/L	1.0	ND			
Nitrobenzene-d5	%	---	67			
2-Fluorobiphenyl	%	---	78			
p-Terpenyl-d14	%	---	92			

RL=Reporting Level ND = None Detected

Connecticut Testing Laboratories, Inc.
165 Gracey Avenue / Meriden, CT 06451
(203) 634-3731 (Fax) 630-1336
Certification CT-PH0547 / MA-CT035

Connecticut Testing Laboratories, Inc.

QUALITY CONTROL REPORT

11 RCRA Metals -Total

Order#: 0315104

BLANK SOIL	LAB-ID #	Sample Concentr.	Spike Concentr.	QC Test Result	Pct (%) Recovery	RPD
Arsenic, Total-mg/kg	0045498-02			ND		
Barium, Total-mg/kg	0045498-02			ND		
Cadmium, Total-mg/kg	0045498-02			ND		
Chromium, Total-mg/kg	0045498-02			ND		
Lead, Total-mg/kg	0045498-02			ND		
Mercury, Total-mg/kg	0045498-02			ND		
Selenium, Total-mg/kg	0045498-02			ND		
Silver, Total-mg/kg	0045498-02			ND		
Copper, Total-mg/kg	0045498-02			ND		
Nickel, Total-mg/kg	0045498-02			ND		
Zinc, Total-mg/kg	0045498-02			ND		
CONTROL SOIL	LAB-ID #	Sample Concentr.	Spike Concentr.	QC Test Result	Pct (%) Recovery	RPD
Arsenic, Total-mg/kg	0045498-03		151	137	90.7%	
Barium, Total-mg/kg	0045498-03		262	244	93.1%	
Cadmium, Total-mg/kg	0045498-03		152	142	93.4%	
Chromium, Total-mg/kg	0045498-03		117	110	94.%	
Lead, Total-mg/kg	0045498-03		254	224	88.2%	
Mercury, Total-mg/kg	0045498-03		5.76	6.95	120.7%	
Selenium, Total-mg/kg	0045498-03		162	154	95.1%	
Silver, Total-mg/kg	0045498-03		44.3	40.0	90.3%	
Copper, Total-mg/kg	0045498-03		68.6	67.4	98.3%	
Nickel, Total-mg/kg	0045498-03		315	312	99.%	
Zinc, Total-mg/kg	0045498-03		306	303	99.%	

Connecticut Testing Laboratories, Inc.

QUALITY CONTROL REPORT

11 RCRA Metals -Total

Order#: 0315104

BLANK WATER	LAB-ID #	Sample Concentr.	Spike Concentr.	QC Test Result	Pct (%) Recovery	RPD
Arsenic, Total-mg/L	0045518-02			ND		
Barium, Total-mg/L	0045518-02			ND		
Cadmium, Total-mg/L	0045518-02			ND		
Chromium, Total-mg/L	0045518-02			ND		
Lead, Total-mg/L	0045518-02			ND		
Mercury, Total-mg/L	0045518-02			ND		
Selenium, Total-mg/L	0045518-02			ND		
Silver, Total-mg/L	0045518-02			ND		
Copper, Total-mg/L	0045518-02			ND		
Nickel, Total-mg/L	0045518-02			ND		
Zinc, Total-mg/L	0045518-02			ND		
CONTROL WATER	LAB-ID #	Sample Concentr.	Spike Concentr.	QC Test Result	Pct (%) Recovery	RPD
Arsenic, Total-mg/L	0045518-03		0.440	0.414	94.5%	
Barium, Total-mg/L	0045518-03		0.370	0.363	99.5%	
Cadmium, Total-mg/L	0045518-03		0.330	0.334	100.%	
Chromium, Total-mg/L	0045518-03		0.80	0.772	96.9%	
Lead, Total-mg/L	0045518-03		1.47	1.45	98.6%	
Mercury, Total-mg/L	0045518-03		0.010	0.00380	111.8%	
Selenium, Total-mg/L	0045518-03		0.520	0.510	97.9%	
Silver, Total-mg/L	0045518-03		0.380	0.365	95.1%	
Copper, Total-mg/L	0045518-03		0.180	0.178	100.6%	
Nickel, Total-mg/L	0045518-03		1.71	1.63	95.3%	
Zinc, Total-mg/L	0045518-03		1.53	1.52	99.3%	

Connecticut Testing Laboratories, Inc.

QUALITY CONTROL REPORT

SPLP 11 Metals

Order#: 0315104

BLANK SOIL	LAB-ID #	Sample Concentr.	Spike Concentr.	QC Test Result	Pct (%) Recovery	RPD
Arsenic, SPLP-mg/L	0045517-02			ND		
Barium - SPLP-mg/L	0045517-02			ND		
Cadmium - SPLP-mg/L	0045517-02			ND		
Chromium, Total - SPLP-mg/L	0045517-02			ND		
Lead - SPLP-mg/L	0045517-02			ND		
Mercury - SPLP-mg/L	0045517-02			ND		
Selenium-SPLP-mg/L	0045517-02			ND		
Silver, SPLP-mg/L	0045517-02			ND		
Copper,SPLP-mg/L	0045517-02			ND		
Nickel, SPLP-mg/L	0045517-02			ND		
Zinc-SPLP-mg/L	0045517-02			ND		
CONTROL SOIL	**LAB-ID #**	**Sample Concentr.**	**Spike Concentr.**	**QC Test Result**	**Pct (%) Recovery**	**RPD**
Arsenic, SPLP-mg/L	0045517-03		0.440	0.414	94.5%	
Barium - SPLP-mg/L	0045517-03		0.370	0.363	99.5%	
Cadmium - SPLP-mg/L	0045517-03		0.330	0.334	100.%	
Chromium, Total - SPLP-mg/L	0045517-03		0.80	0.772	96.9%	
Lead - SPLP-mg/L	0045517-03		1.47	1.45	98.6%	
Mercury - SPLP-mg/L	0045517-03		0.010	0.00380	111.8%	
Selenium-SPLP-mg/L	0045517-03		0.520	0.510	97.9%	
Silver, SPLP-mg/L	0045517-03		0.380	0.365	95.1%	
Copper,SPLP-mg/L	0045517-03		0.180	0.178	100.6%	
Nickel, SPLP-mg/L	0045517-03		1.71	1.62	94.7%	
Zinc-SPLP-mg/L	0045517-03		1.53	1.52	99.3%	

Connecticut Testing Laboratories, Inc.

QUALITY CONTROL REPORT

Test Parameters

Order#: 0315104

BLANK SOIL	LAB-ID #	Sample Concentr.	Spike Concentr.	QC Test Result	Pct (%) Recovery	RPD
Cyanide, Total-mg/kg	0045462-01			ND		
Cyanide, Total - SPLP-mg/L	0045464-01			ND		
CONTROL SOIL	**LAB-ID #**	**Sample Concentr.**	**Spike Concentr.**	**QC Test Result**	**Pct (%) Recovery**	**RPD**
Cyanide, Total-mg/kg	0045462-02		46.7	48.8	104.5%	
Cyanide, Total - SPLP-mg/L	0045464-02		0.10	0.102	102.%	
DUPLICATE SOIL	**LAB-ID #**	**Sample Concentr.**	**Spike Concentr.**	**QC Test Result**	**Pct (%) Recovery**	**RPD**
Cyanide, Total-mg/kg	0000024-81	ND		ND		0.%
Cyanide, Total - SPLP-mg/L	0000024-81	ND		ND		0.%
MS SOIL	**LAB-ID #**	**Sample Concentr.**	**Spike Concentr.**	**QC Test Result**	**Pct (%) Recovery**	**RPD**
Cyanide, Total-mg/kg	0000024-81	ND	7.8	8.3	106.4%	
Cyanide, Total - SPLP-mg/L	0000024-81	ND	0.10	0.110	110.%	

Connecticut Testing Laboratories, Inc.

QUALITY CONTROL REPORT

Test Parameters

Order#: 0315104

BLANK WATER	LAB-ID #	Sample Concentr.	Spike Concentr.	QC Test Result	Pct (%) Recovery	RPD
Cyanide, Total-mg/L	0045463-01			ND		
CONTROL WATER	**LAB-ID #**	**Sample Concentr.**	**Spike Concentr.**	**QC Test Result**	**Pct (%) Recovery**	**RPD**
Cyanide, Total-mg/L	0045463-02		0.10	0.102	102.%	

Connecticut Testing Laboratories, Inc.

QUALITY CONTROL REPORT

CTETPH-RCP

Order#: 0315104

BLANK SOIL	LAB-ID #	Sample Concentr.	Spike Concentr.	QC Test Result	Pct (%) Recovery	RPD
CT ETPH-mg/kg	0045484-02			ND		
CONTROL SOIL	**LAB-ID #**	**Sample Concentr.**	**Spike Concentr.**	**QC Test Result**	**Pct (%) Recovery**	**RPD**
CT ETPH-mg/kg	0045484-03		680	698	102.6%	

Type of QC	Surrogates	% Recovered	QC Limits (%)	
BLANK	1-Chloro-Octadecene	90%	50	150
Type of QC	**Surrogates**	**% Recovered**	**QC Limits (%)**	
CONTROL	1-Chloro-Octadecene	87%	50	150

Connecticut Testing Laboratories, Inc.

QUALITY CONTROL REPORT

CTETPH-RCP

Order#: 0315104

BLANK WATER	LAB-ID #	Sample Concentr.	Spike Concentr.	QC Test Result	Pct (%) Recovery	RPD
CT ETPH-mg/L	0045465-02			ND		
CONTROL WATER	**LAB-ID #**	**Sample Concentr.**	**Spike Concentr.**	**QC Test Result**	**Pct (%) Recovery**	**RPD**
CT ETPH-mg/L	0045465-03		1.4	1.53	109.3%	

Type of QC	Surrogates	% Recovered	QC Limits (%)	
BLANK	1-Chloro-Octadecene	79%	50	150
Type of QC	**Surrogates**	**% Recovered**	**QC Limits (%)**	
CONTROL	1-Chloro-Octadecene	106%	50	150

Connecticut Testing Laboratories, Inc.

QUALITY CONTROL REPORT

EPA Method 8082 RCP

Order#: 0315104

BLANK SOIL	LAB-ID #	Sample Concentr.	Spike Concentr.	QC Test Result	Pct (%) Recovery	RPD
Aroclor 1016-mg/kg	0045536-02			ND		
Aroclor 1221-mg/kg	0045536-02			ND		
Aroclor 1232-mg/kg	0045536-02			ND		
Aroclor 1242-mg/kg	0045536-02			ND		
Aroclor 1248-mg/kg	0045536-02			ND		
Aroclor 1254-mg/kg	0045536-02			ND		
Aroclor 1260-mg/kg	0045536-02			ND		
CONTROL SOIL	LAB-ID #	Sample Concentr.	Spike Concentr.	QC Test Result	Pct (%) Recovery	RPD
Aroclor 1016-mg/kg	0045536-03		10.0	9.0	90.%	
Aroclor 1260-mg/kg	0045536-03		10.0	9.8	98.%	

Type of QC	Surrogates	% Recovered	QC Limits (%)	
BLANK	Decachlorobiphenyl-SR	101%	70	130
BLANK	Tetrachloro-m-Xylene-SR	78%	70	130
Type of QC	**Surrogates**	**% Recovered**	**QC Limits (%)**	
CONTROL	Decachlorobiphenyl-SR	88%	30	150
CONTROL	Tetrachloro-m-Xylene-SR	73%	30	150

Connecticut Testing Laboratories, Inc.

QUALITY CONTROL REPORT

EPA Method 8082 RCP

Order#: 0315104

BLANK WATER	LAB-ID #	Sample Concentr.	Spike Concentr.	QC Test Result	Pct (%) Recovery	RPD
Aroclor 1016-ug/L	0045525-02			ND		
Aroclor 1221-ug/L	0045525-02			ND		
Aroclor 1232-ug/L	0045525-02			ND		
Aroclor 1242-ug/L	0045525-02			ND		
Aroclor 1248-ug/L	0045525-02			ND		
Aroclor 1254-ug/L	0045525-02			ND		
Aroclor 1260-ug/L	0045525-02			ND		
CONTROL WATER	**LAB-ID #**	**Sample Concentr.**	**Spike Concentr.**	**QC Test Result**	**Pct (%) Recovery**	**RPD**
Aroclor 1016-ug/L	0045525-03		10.0	8.9	89.%	
Aroclor 1260-ug/L	0045525-03		10.0	9.3	93.%	

Type of QC	Surrogates	% Recovered	QC Limits (%)	
BLANK	Decachlorobiphenyl-SR	100%	70	130
BLANK	Tetrachloro-m-Xylene-SR	96%	70	130
Type of QC	**Surrogates**	**% Recovered**	**QC Limits (%)**	
CONTROL	Decachlorobiphenyl-SR	104%	30	150
CONTROL	Tetrachloro-m-Xylene-SR	97%	30	150

Connecticut Testing Laboratories, Inc.

QUALITY CONTROL REPORT

EPA 8260B/5035 Volatile Organics RCP

Order#: 0315104

BLANK SOIL	LAB-ID #	Sample Concentr.	Spike Concentr.	QC Test Result	Pct (%) Recovery	RPD
Dichlorodifluoromethane-ug/Kg	0045513-02			ND		
Chloromethane-ug/Kg	0045513-02			ND		
Vinyl chloride-ug/Kg	0045513-02			ND		
Bromomethane-ug/Kg	0045513-02			ND		
Chloroethane-ug/Kg	0045513-02			ND		
Trichlorofluoromethane-ug/Kg	0045513-02			ND		
Trichlorotrifluoroethane-ug/Kg	0045513-02			ND		
Acetone-ug/Kg	0045513-02			ND		
1,1-Dichloroethylene-ug/Kg	0045513-02			ND		
Methylene chloride-ug/Kg	0045513-02			ND		
Methyl tert-butyl ether (MTBE)-ug/Kg	0045513-02			ND		
Carbon disulfide-ug/Kg	0045513-02			ND		
Acrylonitrile-ug/Kg	0045513-02			ND		
trans-1,2-Dichloroethylene-ug/Kg	0045513-02			ND		
1,1-Dichloroethane-ug/Kg	0045513-02			ND		
Methyl ethyl ketone-ug/Kg	0045513-02			ND		
2,2-Dichloropropane-ug/Kg	0045513-02			ND		
cis-1,2-Dichloroethylene-ug/Kg	0045513-02			ND		
Tetrahydrofuran-ug/Kg	0045513-02			ND		
Chloroform-ug/Kg	0045513-02			ND		
Bromochloromethane-ug/Kg	0045513-02			ND		
1,1,1-Trichloroethane-ug/Kg	0045513-02			ND		
1,1-Dichloropropylene-ug/Kg	0045513-02			ND		
Carbon tetrachloride-ug/Kg	0045513-02			ND		
Benzene-ug/Kg	0045513-02			ND		
1,2-Dichloroethane-ug/Kg	0045513-02			ND		
Trichloroethylene-ug/Kg	0045513-02			ND		
1,2-Dichloropropane-ug/Kg	0045513-02			ND		
Bromodichloromethane-ug/Kg	0045513-02			ND		
Dibromomethane-ug/Kg	0045513-02			ND		
MIBK-ug/Kg	0045513-02			ND		
cis-1,3-Dichloropropylene-ug/Kg	0045513-02			ND		
Toluene-ug/Kg	0045513-02			ND		
trans-1,3-Dichloropropylene-ug/Kg	0045513-02			ND		
1,1,2-Trichloroethane-ug/Kg	0045513-02			ND		
Methyl butyl ketone-ug/Kg	0045513-02			ND		
Tetrachloroethylene-ug/Kg	0045513-02			ND		
1,3-Dichloropropane-ug/Kg	0045513-02			ND		
Dibromochloromethane-ug/Kg	0045513-02			ND		
1,2-Dibromoethane-ug/Kg	0045513-02			ND		

Connecticut Testing Laboratories, Inc.

QUALITY CONTROL REPORT

EPA 8260B/5035 Volatile Organics RCP

Order#: 0315104

BLANK SOIL	LAB-ID #	Sample Concentr.	Spike Concentr.	QC Test Result	Pct (%) Recovery	RPD
Chlorobenzene-ug/Kg	0045513-02			ND		
Ethyl Benzene-ug/Kg	0045513-02			ND		
1,1,1,2-Tetrachloroethane-ug/Kg	0045513-02			ND		
p/m-Xylene-ug/Kg	0045513-02			ND		
o-Xylene-ug/Kg	0045513-02			ND		
Styrene-ug/Kg	0045513-02			ND		
Bromoform-ug/Kg	0045513-02			ND		
Isopropylbenzene-ug/Kg	0045513-02			ND		
1,1,2,2-Tetrachloroethane-ug/Kg	0045513-02			ND		
Bromobenzene-ug/Kg	0045513-02			ND		
n-Propylbenzene-ug/Kg	0045513-02			ND		
1,2,3-Trichloropropane-ug/Kg	0045513-02			ND		
2-Chlorotoluene-ug/Kg	0045513-02			ND		
1,3,5-Trimethylbenzene-ug/Kg	0045513-02			ND		
t-1,4-Dichloro-2-butene-ug/Kg	0045513-02			ND		
4-Chlorotoluene-ug/Kg	0045513-02			ND		
tert-Butylbenzene-ug/Kg	0045513-02			ND		
1,2,4-Trimethylbenzene-ug/Kg	0045513-02			ND		
p-Isopropyltoluene-ug/Kg	0045513-02			ND		
1,3-Dichlorobenzene-ug/Kg	0045513-02			ND		
sec-Butylbenzene-ug/Kg	0045513-02			ND		
1,4-Dichlorobenzene-ug/Kg	0045513-02			ND		
n-Butylbenzene-ug/Kg	0045513-02			ND		
1,2-Dichlorobenzene-ug/Kg	0045513-02			ND		
1,2-Dibromo-3-chloropropane-ug/Kg	0045513-02			ND		
1,2,4-Trichlorobenzene-ug/Kg	0045513-02			ND		
Hexachlorobutadiene-ug/Kg	0045513-02			ND		
Naphthalene-ug/Kg	0045513-02			ND		
1,2,3-Trichlorobenzene-ug/Kg	0045513-02			ND		
CONTROL SOIL	LAB-ID #	Sample Concentr.	Spike Concentr.	QC Test Result	Pct (%) Recovery	RPD
Dichlorodifluoromethane-ug/Kg	0045513-03		160	174	108.8%	
Chloromethane-ug/Kg	0045513-03		160	182	113.8%	
Vinyl chloride-ug/Kg	0045513-03		160	173	108.1%	
Bromomethane-ug/Kg	0045513-03		160	184	115.%	
Chloroethane-ug/Kg	0045513-03		160	196	122.5%	
Trichlorofluoromethane-ug/Kg	0045513-03		160	193	120.6%	
Trichlorotrifluoroethane-ug/Kg	0045513-03		160	207	129.4%	
Acetone-ug/Kg	0045513-03		160	205	128.1%	
1,1-Dichloroethylene-ug/Kg	0045513-03		160	176	110.%	

Connecticut Testing Laboratories, Inc.

QUALITY CONTROL REPORT

EPA 8260B/5035 Volatile Organics RCP

Order#: 0315104

CONTROL SOIL	LAB-ID #	Sample Concentr.	Spike Concentr.	QC Test Result	Pct (%) Recovery	RPD
Methylene chloride-ug/Kg	0045513-03		160	189	118.1%	
Methyl tert-butyl ether (MTBE)-ug/Kg	0045513-03		160	191	119.4%	
Carbon disulfide-ug/Kg	0045513-03		160	184	115.%	
Acrylonitrile-ug/Kg	0045513-03		160	173	108.1%	
trans-1,2-Dichloroethylene-ug/Kg	0045513-03		160	199	124.4%	
1,1-Dichloroethane-ug/Kg	0045513-03		160	193	120.6%	
Methyl ethyl ketone-ug/Kg	0045513-03		160	204	127.5%	
2,2-Dichloropropane-ug/Kg	0045513-03		160	204	127.5%	
cis-1,2-Dichloroethylene-ug/Kg	0045513-03		160	188	117.5%	
Tetrahydrofuran-ug/Kg	0045513-03		160	182	113.8%	
Chloroform-ug/Kg	0045513-03		160	189	118.1%	
Bromochloromethane-ug/Kg	0045513-03		160	183	114.4%	
1,1,1-Trichloroethane-ug/Kg	0045513-03		160	195	121.9%	
1,1-Dichloropropylene-ug/Kg	0045513-03		160	197	123.1%	
Carbon tetrachloride-ug/Kg	0045513-03		160	202	126.3%	
Benzene-ug/Kg	0045513-03		160	165	103.1%	
1,2-Dichloroethane-ug/Kg	0045513-03		160	169	105.6%	
Trichloroethylene-ug/Kg	0045513-03		160	182	113.8%	
1,2-Dichloropropane-ug/Kg	0045513-03		160	176	110.%	
Bromodichloromethane-ug/Kg	0045513-03		160	173	108.1%	
Dibromomethane-ug/Kg	0045513-03		160	169	105.6%	
MIBK-ug/Kg	0045513-03		160	166	103.8%	
cis-1,3-Dichloropropylene-ug/Kg	0045513-03		160	171	106.9%	
Toluene-ug/Kg	0045513-03		160	177	110.6%	
trans-1,3-Dichloropropylene-ug/Kg	0045513-03		160	175	109.4%	
1,1,2-Trichloroethane-ug/Kg	0045513-03		160	170	106.3%	
Methyl butyl ketone-ug/Kg	0045513-03		160	184	115.%	
Tetrachloroethylene-ug/Kg	0045513-03		160	150	93.8%	
1,3-Dichloropropane-ug/Kg	0045513-03		160	171	106.9%	
Dibromochloromethane-ug/Kg	0045513-03		160	169	105.6%	
1,2-Dibromoethane-ug/Kg	0045513-03		160	171	106.9%	
Chlorobenzene-ug/Kg	0045513-03		160	181	113.1%	
Ethyl Benzene-ug/Kg	0045513-03		160	180	112.5%	
1,1,1,2-Tetrachloroethane-ug/Kg	0045513-03		160	180	112.5%	
p/m-Xylene-ug/Kg	0045513-03		320	370	115.6%	
o-Xylene-ug/Kg	0045513-03		160	181	113.1%	
Styrene-ug/Kg	0045513-03		160	180	112.5%	
Bromoform-ug/Kg	0045513-03		160	169	105.6%	
Isopropylbenzene-ug/Kg	0045513-03		160	171	106.9%	
1,1,2,2-Tetrachloroethane-ug/Kg	0045513-03		160	159	99.4%	

Connecticut Testing Laboratories, Inc.

QUALITY CONTROL REPORT

EPA 8260B/5035 Volatile Organics RCP

Order#: 0315104

CONTROL SOIL	LAB-ID #	Sample Concentr.	Spike Concentr.	QC Test Result	Pct (%) Recovery	RPD
Bromobenzene-ug/Kg	0045513-03		160	156	97.5%	
n-Propylbenzene-ug/Kg	0045513-03		160	176	110.%	
1,2,3-Trichloropropane-ug/Kg	0045513-03		160	154	96.3%	
2-Chlorotoluene-ug/Kg	0045513-03		160	159	99.4%	
1,3,5-Trimethylbenzene-ug/Kg	0045513-03		160	168	105.%	
t-1,4-Dichloro-2-butene-ug/Kg	0045513-03		160	161	100.6%	
4-Chlorotoluene-ug/Kg	0045513-03		160	172	107.5%	
tert-Butylbenzene-ug/Kg	0045513-03		160	181	113.1%	
1,2,4-Trimethylbenzene-ug/Kg	0045513-03		160	166	103.8%	
p-Isopropyltoluene-ug/Kg	0045513-03		160	172	107.5%	
1,3-Dichlorobenzene-ug/Kg	0045513-03		160	170	106.3%	
sec-Butylbenzene-ug/Kg	0045513-03		160	177	110.6%	
1,4-Dichlorobenzene-ug/Kg	0045513-03		160	164	102.5%	
n-Butylbenzene-ug/Kg	0045513-03		160	173	108.1%	
1,2-Dichlorobenzene-ug/Kg	0045513-03		160	166	103.8%	
1,2-Dibromo-3-chloropropane-ug/Kg	0045513-03		160	144	90.%	
1,2,4-Trichlorobenzene-ug/Kg	0045513-03		160	169	105.6%	
Hexachlorobutadiene-ug/Kg	0045513-03		160	164	102.5%	
Naphthalene-ug/Kg	0045513-03		160	149	93.1%	
1,2,3-Trichlorobenzene-ug/Kg	0045513-03		160	163	101.9%	
DUPLICATE SOIL	LAB-ID #	Sample Concentr.	Spike Concentr.	QC Test Result	Pct (%) Recovery	RPD
Dichlorodifluoromethane-ug/Kg	0000024-78	ND		ND		0.%
Chloromethane-ug/Kg	0000024-78	ND		ND		0.%
Vinyl chloride-ug/Kg	0000024-78	ND		ND		0.%
Bromomethane-ug/Kg	0000024-78	ND		ND		0.%
Chloroethane-ug/Kg	0000024-78	ND		ND		0.%
Trichlorofluoromethane-ug/Kg	0000024-78	ND		ND		0.%
Trichlorotrifluoroethane-ug/Kg	0000024-78	ND		ND		0.%
Acetone-ug/Kg	0000024-78	ND		ND		0.%
1,1-Dichloroethylene-ug/Kg	0000024-78	ND		ND		0.%
Methylene chloride-ug/Kg	0000024-78	ND		ND		0.%
Methyl tert-butyl ether (MTBE)-ug/Kg	0000024-78	ND		ND		0.%
Carbon disulfide-ug/Kg	0000024-78	ND		ND		0.%
Acrylonitrile-ug/Kg	0000024-78	ND		ND		0.%
trans-1,2-Dichloroethylene-ug/Kg	0000024-78	ND		ND		0.%
1,1-Dichloroethane-ug/Kg	0000024-78	ND		ND		0.%
Methyl ethyl ketone-ug/Kg	0000024-78	ND		ND		0.%
2,2-Dichloropropane-ug/Kg	0000024-78	ND		ND		0.%
cis-1,2-Dichloroethylene-ug/Kg	0000024-78	ND		ND		0.%

Connecticut Testing Laboratories, Inc.

QUALITY CONTROL REPORT

EPA 8260B/5035 Volatile Organics RCP

Order#: 0315104

DUPLICATE SOIL	LAB-ID #	Sample Concentr.	Spike Concentr.	QC Test Result	Pct (%) Recovery	RPD
Tetrahydrofuran-ug/Kg	0000024-78	ND		ND		0.%
Chloroform-ug/Kg	0000024-78	ND		ND		0.%
Bromochloromethane-ug/Kg	0000024-78	ND		ND		0.%
1,1,1-Trichloroethane-ug/Kg	0000024-78	ND		ND		0.%
1,1-Dichloropropylene-ug/Kg	0000024-78	ND		ND		0.%
Carbon tetrachloride-ug/Kg	0000024-78	ND		ND		0.%
Benzene-ug/Kg	0000024-78	ND		ND		0.%
1,2-Dichloroethane-ug/Kg	0000024-78	ND		ND		0.%
Trichloroethylene-ug/Kg	0000024-78	ND		ND		0.%
1,2-Dichloropropane-ug/Kg	0000024-78	ND		ND		0.%
Bromodichloromethane-ug/Kg	0000024-78	ND		ND		0.%
Dibromomethane-ug/Kg	0000024-78	ND		ND		0.%
MIBK-ug/Kg	0000024-78	ND		ND		0.%
cis-1,3-Dichloropropylene-ug/Kg	0000024-78	ND		ND		0.%
Toluene-ug/Kg	0000024-78	ND		ND		0.%
trans-1,3-Dichloropropylene-ug/Kg	0000024-78	ND		ND		0.%
1,1,2-Trichloroethane-ug/Kg	0000024-78	ND		ND		0.%
Methyl butyl ketone-ug/Kg	0000024-78	ND		ND		0.%
Tetrachloroethylene-ug/Kg	0000024-78	ND		ND		0.%
1,3-Dichloropropane-ug/Kg	0000024-78	ND		ND		0.%
Dibromochloromethane-ug/Kg	0000024-78	ND		ND		0.%
1,2-Dibromoethane-ug/Kg	0000024-78	ND		ND		0.%
Chlorobenzene-ug/Kg	0000024-78	ND		ND		0.%
Ethyl Benzene-ug/Kg	0000024-78	ND		ND		0.%
1,1,1,2-Tetrachloroethane-ug/Kg	0000024-78	ND		ND		0.%
p/m-Xylene-ug/Kg	0000024-78	ND		ND		0.%
o-Xylene-ug/Kg	0000024-78	ND		ND		0.%
Styrene-ug/Kg	0000024-78	ND		ND		0.%
Bromoform-ug/Kg	0000024-78	ND		ND		0.%
Isopropylbenzene-ug/Kg	0000024-78	ND		ND		0.%
1,1,2,2-Tetrachloroethane-ug/Kg	0000024-78	ND		ND		0.%
Bromobenzene-ug/Kg	0000024-78	ND		ND		0.%
n-Propylbenzene-ug/Kg	0000024-78	ND		ND		0.%
1,2,3-Trichloropropane-ug/Kg	0000024-78	ND		ND		0.%
2-Chlorotoluene-ug/Kg	0000024-78	ND		ND		0.%
1,3,5-Trimethylbenzene-ug/Kg	0000024-78	ND		ND		0.%
t-1,4-Dichloro-2-butene-ug/Kg	0000024-78	ND		ND		0.%
4-Chlorotoluene-ug/Kg	0000024-78	ND		ND		0.%
tert-Butylbenzene-ug/Kg	0000024-78	ND		ND		0.%
1,2,4-Trimethylbenzene-ug/Kg	0000024-78	ND		ND		0.%

Connecticut Testing Laboratories, Inc.

QUALITY CONTROL REPORT

EPA 8260B/5035 Volatile Organics RCP

Order#: 0315104

DUPLICATE SOIL	LAB-ID #	Sample Concentr.	Spike Concentr.	QC Test Result	Pct (%) Recovery	RPD
p-Isopropyltoluene-ug/Kg	0000024-78	ND		ND		0.%
1,3-Dichlorobenzene-ug/Kg	0000024-78	ND		ND		0.%
sec-Butylbenzene-ug/Kg	0000024-78	ND		ND		0.%
1,4-Dichlorobenzene-ug/Kg	0000024-78	ND		ND		0.%
n-Butylbenzene-ug/Kg	0000024-78	ND		ND		0.%
1,2-Dichlorobenzene-ug/Kg	0000024-78	ND		ND		0.%
1,2-Dibromo-3-chloropropane-ug/Kg	0000024-78	ND		ND		0.%
1,2,4-Trichlorobenzene-ug/Kg	0000024-78	ND		ND		0.%
Hexachlorobutadiene-ug/Kg	0000024-78	ND		ND		0.%
Naphthalene-ug/Kg	0000024-78	ND		ND		0.%
1,2,3-Trichlorobenzene-ug/Kg	0000024-78	ND		ND		0.%

Type of QC	Surrogates	% Recovered	QC Limits (%)	
BLANK	1,2-Dichloroethane-d4	85%	70	130
BLANK	Toluene-d8	88%	70	130
BLANK	4-Bromofluorobenzene	96%	70	130
Type of QC	**Surrogates**	**% Recovered**	**QC Limits (%)**	
CONTROL	1,2-Dichloroethane-d4	83%	70	130
CONTROL	Toluene-d8	87%	70	130
CONTROL	4-Bromofluorobenzene	91%	70	130
Type of QC	**Surrogates**	**% Recovered**	**QC Limits (%)**	
DUPLICATE	1,2-Dichloroethane-d4	89%	70	130
DUPLICATE	Toluene-d8	89%	70	130
DUPLICATE	4-Bromofluorobenzene	100%	70	130

Connecticut Testing Laboratories, Inc.

QUALITY CONTROL REPORT

EPA 8260B Volatile Organics RCP

Order#: 0315104

BLANK WATER	LAB-ID #	Sample Concentr.	Spike Concentr.	QC Test Result	Pct (%) Recovery	RPD
Dichlorodifluoromethane-ug/L	0045470-02			ND		
Chloromethane-ug/L	0045470-02			ND		
Vinyl chloride-ug/L	0045470-02			ND		
Bromomethane-ug/L	0045470-02			ND		
Chloroethane-ug/L	0045470-02			ND		
Trichlorofluoromethane-ug/L	0045470-02			ND		
Trichlorotrifluoroethane-ug/L	0045470-02			ND		
Acetone-ug/L	0045470-02			ND		
1,1-Dichloroethylene-ug/L	0045470-02			ND		
Methylene chloride-ug/L	0045470-02			ND		
Methyl tert-butyl ether (MTBE)-ug/L	0045470-02			ND		
Carbon disulfide-ug/L	0045470-02			ND		
Acrylonitrile-ug/L	0045470-02			ND		
trans-1,2-Dichloroethylene-ug/L	0045470-02			ND		
1,1-Dichloroethane-ug/L	0045470-02			ND		
Methyl ethyl ketone-ug/L	0045470-02			ND		
2,2-Dichloropropane-ug/L	0045470-02			ND		
cis-1,2-Dichloroethylene-ug/L	0045470-02			ND		
Tetrahydrofuran-ug/L	0045470-02			ND		
Chloroform-ug/L	0045470-02			ND		
Bromochloromethane-ug/L	0045470-02			ND		
1,1,1-Trichloroethane-ug/L	0045470-02			ND		
1,1-Dichloropropylene-ug/L	0045470-02			ND		
Carbon tetrachloride-ug/L	0045470-02			ND		
Benzene-ug/L	0045470-02			ND		
1,2-Dichloroethane-ug/L	0045470-02			ND		
Trichloroethylene-ug/L	0045470-02			ND		
1,2-Dichloropropane-ug/L	0045470-02			ND		
Bromodichloromethane-ug/L	0045470-02			ND		
Dibromomethane-ug/L	0045470-02			ND		
MIBK-ug/L	0045470-02			ND		
cis-1,3-Dichloropropylene-ug/L	0045470-02			ND		
Toluene-ug/L	0045470-02			ND		
trans-1,3-Dichloropropylene-ug/L	0045470-02			ND		
1,1,2-Trichloroethane-ug/L	0045470-02			ND		
Methyl butyl ketone-ug/L	0045470-02			ND		
Tetrachloroethylene-ug/L	0045470-02			ND		
1,3-Dichloropropane-ug/L	0045470-02			ND		
Dibromochloromethane-ug/L	0045470-02			ND		
1,2-Dibromoethane-ug/L	0045470-02			ND		

Connecticut Testing Laboratories, Inc.

QUALITY CONTROL REPORT

EPA 8260B Volatile Organics RCP

Order#: 0315104

BLANK WATER	LAB-ID #	Sample Concentr.	Spike Concentr.	QC Test Result	Pct (%) Recovery	RPD
Chlorobenzene-ug/L	0045470-02			ND		
Ethyl Benzene-ug/L	0045470-02			ND		
1,1,1,2-Tetrachloroethane-ug/L	0045470-02			ND		
p/m-Xylene-ug/L	0045470-02			ND		
o-Xylene-ug/L	0045470-02			ND		
Styrene-ug/L	0045470-02			ND		
Bromoform-ug/L	0045470-02			ND		
Isopropylbenzene-ug/L	0045470-02			ND		
1,1,2,2-Tetrachloroethane-ug/L	0045470-02			ND		
Bromobenzene-ug/L	0045470-02			ND		
n-Propylbenzene-ug/L	0045470-02			ND		
1,2,3-Trichloropropane-ug/L	0045470-02			ND		
2-Chlorotoluene-ug/L	0045470-02			ND		
1,2,4-Trimethylbenzene-ug/L	0045470-02			ND		
t-1,4-Dichloro-2-butene-ug/L	0045470-02			ND		
4-Chlorotoluene-ug/L	0045470-02			ND		
tert-Butylbenzene-ug/L	0045470-02			ND		
1,3,5-Trimethylbenzene-ug/L	0045470-02			ND		
p-Isopropyltoluene-ug/L	0045470-02			ND		
1,3-Dichlorobenzene-ug/L	0045470-02			ND		
sec-Butylbenzene-ug/L	0045470-02			ND		
1,4-Dichlorobenzene-ug/L	0045470-02			ND		
n-Butylbenzene-ug/L	0045470-02			ND		
1,2-Dichlorobenzene-ug/L	0045470-02			ND		
1,2-Dibromo-3-chloropropane-ug/L	0045470-02			ND		
1,2,4-Trichlorobenzene-ug/L	0045470-02			ND		
Hexachlorobutadiene-ug/L	0045470-02			ND		
Naphthalene-ug/L	0045470-02			ND		
1,2,3-Trichlorobenzene-ug/L	0045470-02			ND		

CONTROL WATER	LAB-ID #	Sample Concentr.	Spike Concentr.	QC Test Result	Pct (%) Recovery	RPD
Dichlorodifluoromethane-ug/L	0045470-03		48.0	39.0	81.3%	
Chloromethane-ug/L	0045470-03		48.0	40.0	83.3%	
Vinyl chloride-ug/L	0045470-03		48.0	43.0	89.6%	
Bromomethane-ug/L	0045470-03		48.0	45.0	93.8%	
Chloroethane-ug/L	0045470-03		48.0	46.0	95.8%	
Trichlorofluoromethane-ug/L	0045470-03		48.0	49.0	102.1%	
Trichlorotrifluoroethane-ug/L	0045470-03		48.0	47.0	97.9%	
Acetone-ug/L	0045470-03		48.0	48.0	100.%	
1,1-Dichloroethylene-ug/L	0045470-03		48.0	51.0	106.3%	

Connecticut Testing Laboratories, Inc.

QUALITY CONTROL REPORT

EPA 8260B Volatile Organics RCP

Order#: 0315104

CONTROL WATER	LAB-ID #	Sample Concentr.	Spike Concentr.	QC Test Result	Pct (%) Recovery	RPD
Methylene chloride-ug/L	0045470-03		48.0	50.0	104.2%	
Methyl tert-butyl ether (MTBE)-ug/L	0045470-03		48.0	58.0	120.8%	
Carbon disulfide-ug/L	0045470-03		48.0	50.0	104.2%	
Acrylonitrile-ug/L	0045470-03		48.0	46.0	95.8%	
trans-1,2-Dichloroethylene-ug/L	0045470-03		48.0	50.0	104.2%	
1,1-Dichloroethane-ug/L	0045470-03		48.0	50.0	104.2%	
Methyl ethyl ketone-ug/L	0045470-03		48.0	57.0	118.8%	
2,2-Dichloropropane-ug/L	0045470-03		48.0	54.0	112.5%	
cis-1,2-Dichloroethylene-ug/L	0045470-03		48.0	51.0	106.3%	
Tetrahydrofuran-ug/L	0045470-03		48.0	57.0	118.8%	
Chloroform-ug/L	0045470-03		48.0	52.0	108.3%	
Bromochloromethane-ug/L	0045470-03		48.0	52.0	108.3%	
1,1,1-Trichloroethane-ug/L	0045470-03		48.0	52.0	108.3%	
1,1-Dichloropropylene-ug/L	0045470-03		48.0	50.0	104.2%	
Carbon tetrachloride-ug/L	0045470-03		48.0	53.0	110.4%	
Benzene-ug/L	0045470-03		48.0	46.0	95.8%	
1,2-Dichloroethane-ug/L	0045470-03		48.0	49.0	102.1%	
Trichloroethylene-ug/L	0045470-03		48.0	45.0	93.8%	
1,2-Dichloropropane-ug/L	0045470-03		48.0	43.0	89.6%	
Bromodichloromethane-ug/L	0045470-03		48.0	47.0	97.9%	
Dibromomethane-ug/L	0045470-03		48.0	47.0	97.9%	
MIBK-ug/L	0045470-03		48.0	42.0	87.5%	
cis-1,3-Dichloropropylene-ug/L	0045470-03		48.0	45.0	93.8%	
Toluene-ug/L	0045470-03		48.0	46.0	95.8%	
trans-1,3-Dichloropropylene-ug/L	0045470-03		48.0	46.0	95.8%	
1,1,2-Trichloroethane-ug/L	0045470-03		48.0	45.0	93.8%	
Methyl butyl ketone-ug/L	0045470-03		48.0	61.0	127.1%	
Tetrachloroethylene-ug/L	0045470-03		48.0	48.0	100.%	
1,3-Dichloropropane-ug/L	0045470-03		48.0	43.0	89.6%	
Dibromochloromethane-ug/L	0045470-03		48.0	48.0	100.%	
1,2-Dibromoethane-ug/L	0045470-03		48.0	45.0	93.8%	
Chlorobenzene-ug/L	0045470-03		48.0	46.0	95.8%	
Ethyl Benzene-ug/L	0045470-03		48.0	46.0	95.8%	
1,1,1,2-Tetrachloroethane-ug/L	0045470-03		48.0	46.0	95.8%	
p/m-Xylene-ug/L	0045470-03		96.0	97.0	101.%	
o-Xylene-ug/L	0045470-03		48.0	46.0	95.8%	
Styrene-ug/L	0045470-03		48.0	45.0	93.8%	
Bromoform-ug/L	0045470-03		48.0	48.0	100.%	
Isopropylbenzene-ug/L	0045470-03		48.0	43.0	89.6%	
1,1,2,2-Tetrachloroethane-ug/L	0045470-03		48.0	38.0	79.2%	

Connecticut Testing Laboratories, Inc.

QUALITY CONTROL REPORT

EPA 8260B Volatile Organics RCP

Order#: 0315104

CONTROL WATER	LAB-ID #	Sample Concentr.	Spike Concentr.	QC Test Result	Pct (%) Recovery	RPD
Bromobenzene-ug/L	0045470-03		48.0	41.0	85.4%	
n-Propylbenzene-ug/L	0045470-03		48.0	43.0	89.6%	
1,2,3-Trichloropropane-ug/L	0045470-03		48.0	41.0	85.4%	
2-Chlorotoluene-ug/L	0045470-03		48.0	43.0	89.6%	
1,2,4-Trimethylbenzene-ug/L	0045470-03		48.0	43.0	89.6%	
t-1,4-Dichloro-2-butene-ug/L	0045470-03		48.0	43.0	89.6%	
4-Chlorotoluene-ug/L	0045470-03		48.0	42.0	87.5%	
tert-Butylbenzene-ug/L	0045470-03		48.0	42.0	87.5%	
1,3,5-Trimethylbenzene-ug/L	0045470-03		48.0	42.0	87.5%	
p-Isopropyltoluene-ug/L	0045470-03		48.0	42.0	87.5%	
1,3-Dichlorobenzene-ug/L	0045470-03		48.0	44.0	91.7%	
sec-Butylbenzene-ug/L	0045470-03		48.0	42.0	87.5%	
1,4-Dichlorobenzene-ug/L	0045470-03		48.0	43.0	89.6%	
n-Butylbenzene-ug/L	0045470-03		48.0	43.0	89.6%	
1,2-Dichlorobenzene-ug/L	0045470-03		48.0	43.0	89.6%	
1,2-Dibromo-3-chloropropane-ug/L	0045470-03		48.0	45.0	93.8%	
1,2,4-Trichlorobenzene-ug/L	0045470-03		48.0	46.0	95.8%	
Hexachlorobutadiene-ug/L	0045470-03		48.0	46.0	95.8%	
Naphthalene-ug/L	0045470-03		48.0	46.0	95.8%	
1,2,3-Trichlorobenzene-ug/L	0045470-03		48.0	45.0	93.8%	

Type of QC	Surrogates	% Recovered	QC Limits (%)	
BLANK	1,2-Dichloroethane-d4	94%	70	130
BLANK	Toluene-d8	89%	70	130
BLANK	4-Bromofluorobenzene	90%	70	130
Type of QC	Surrogates	% Recovered	QC Limits (%)	
CONTROL	1,2-Dichloroethane-d4	91%	70	130
CONTROL	Toluene-d8	90%	70	130
CONTROL	4-Bromofluorobenzene	101%	70	130

Connecticut Testing Laboratories, Inc.

QUALITY CONTROL REPORT

EPA 8270C PAH - RCP

Order#: 0315104

BLANK SOIL	LAB-ID #	Sample Concentr.	Spike Concentr.	QC Test Result	Pct (%) Recovery	RPD
Naphthalene-ug/Kg	0045510-02			ND		
2-Methylnaphthalene-ug/Kg	0045510-02			ND		
2-Chloronaphthalene-ug/Kg	0045510-02			ND		
Acenaphthylene-ug/Kg	0045510-02			ND		
Acenaphthene-ug/Kg	0045510-02			ND		
Fluorene-ug/Kg	0045510-02			ND		
Phenanthrene-ug/Kg	0045510-02			ND		
Anthracene-ug/Kg	0045510-02			ND		
Carbazole-ug/Kg	0045510-02			ND		
Fluoranthene-ug/Kg	0045510-02			ND		
Pyrene-ug/Kg	0045510-02			ND		
Benzo(a)anthracene-ug/Kg	0045510-02			ND		
Chrysene-ug/Kg	0045510-02			ND		
Benzo(b)fluoranthene-ug/Kg	0045510-02			ND		
Benzo(k)fluoranthene-ug/Kg	0045510-02			ND		
Benzo(a)pyrene-ug/Kg	0045510-02			ND		
Indeno(1,2,3-cd)Pyrene-ug/Kg	0045510-02			ND		
Dibenzo(a,h)Anthracene-ug/Kg	0045510-02			ND		
Benzo(g,h,i)Perylene-ug/Kg	0045510-02			ND		
CONTROL SOIL	LAB-ID #	Sample Concentr.	Spike Concentr.	QC Test Result	Pct (%) Recovery	RPD
Naphthalene-ug/Kg	0045510-03		600	558	93.%	
2-Methylnaphthalene-ug/Kg	0045510-03		600	624	104.%	
2-Chloronaphthalene-ug/Kg	0045510-03		600	648	108.%	
Acenaphthylene-ug/Kg	0045510-03		600	652	108.7%	
Acenaphthene-ug/Kg	0045510-03		600	573	95.5%	
Fluorene-ug/Kg	0045510-03		600	591	98.5%	
Phenanthrene-ug/Kg	0045510-03		600	646	107.7%	
Anthracene-ug/Kg	0045510-03		600	648	108.%	
Carbazole-ug/Kg	0045510-03		600	642	107.%	
Fluoranthene-ug/Kg	0045510-03		600	623	103.8%	
Pyrene-ug/Kg	0045510-03		600	640	106.7%	
Benzo(a)anthracene-ug/Kg	0045510-03		600	434	72.3%	
Chrysene-ug/Kg	0045510-03		600	661	110.2%	
Benzo(b)fluoranthene-ug/Kg	0045510-03		600	519	86.5%	
Benzo(k)fluoranthene-ug/Kg	0045510-03		600	577	96.2%	
Benzo(a)pyrene-ug/Kg	0045510-03		600	423	70.5%	
Indeno(1,2,3-cd)Pyrene-ug/Kg	0045510-03		600	596	99.3%	
Dibenzo(a,h)Anthracene-ug/Kg	0045510-03		600	530	88.3%	
Benzo(g,h,i)Perylene-ug/Kg	0045510-03		600	504	84.%	

Connecticut Testing Laboratories, Inc.

QUALITY CONTROL REPORT

EPA 8270C PAH - RCP

Order#: 0315104

Type of QC	Surrogates	% Recovered	QC Limits (%)	
BLANK	Nitrobenzene-d5	93%	70	130
BLANK	2-Fluorobiphenyl	108%	70	130
BLANK	p-Terpenyl-d14	71%	40	130
Type of QC	**Surrogates**	**% Recovered**	**QC Limits (%)**	
CONTROL	Nitrobenzene-d5	85%	30	130
CONTROL	2-Fluorobiphenyl	112%	30	130
CONTROL	p-Terpenyl-d14	106%	30	130

Connecticut Testing Laboratories, Inc.

QUALITY CONTROL REPORT

EPA 8270C PAH - RCP

Order#: 0315104

BLANK WATER	LAB-ID #	Sample Concentr.	Spike Concentr.	QC Test Result	Pct (%) Recovery	RPD
Naphthalene-ug/L	0045481-02			ND		
2-Methylnaphthalene-ug/L	0045481-02			ND		
2-Chloronaphthalene-ug/L	0045481-02			ND		
Acenaphthylene-ug/L	0045481-02			ND		
Acenaphthene-ug/L	0045481-02			ND		
Fluorene-ug/L	0045481-02			ND		
Phenanthrene-ug/L	0045481-02			ND		
Anthracene-ug/L	0045481-02			ND		
Carbazole-ug/L	0045481-02			ND		
Fluoranthene-ug/L	0045481-02			ND		
Pyrene-ug/L	0045481-02			ND		
Benzo(a)anthracene-ug/L	0045481-02			ND		
Chrysene-ug/L	0045481-02			ND		
Benzo(b)fluoranthene-ug/L	0045481-02			ND		
Benzo(k)fluoranthene-ug/L	0045481-02			ND		
Benzo(a)pyrene-ug/L	0045481-02			ND		
Indeno(1,2,3-cd)Pyrene-ug/L	0045481-02			ND		
Dibenzo(a,h)Anthracene-ug/L	0045481-02			ND		
Benzo(g,h,i)Perylene-ug/L	0045481-02			ND		
CONTROL WATER	LAB-ID #	Sample Concentr.	Spike Concentr.	QC Test Result	Pct (%) Recovery	RPD
Naphthalene-ug/L	0045481-03		1.0	0.840	84.%	
2-Methylnaphthalene-ug/L	0045481-03		1.0	0.860	86.%	
2-Chloronaphthalene-ug/L	0045481-03		1.0	0.870	87.%	
Acenaphthylene-ug/L	0045481-03		1.0	0.850	85.%	
Acenaphthene-ug/L	0045481-03		1.0	0.850	85.%	
Fluorene-ug/L	0045481-03		1.0	0.90	90.%	
Phenanthrene-ug/L	0045481-03		1.0	0.860	86.%	
Anthracene-ug/L	0045481-03		1.0	0.820	82.%	
Carbazole-ug/L	0045481-03		1.0	0.830	83.%	
Fluoranthene-ug/L	0045481-03		1.0	0.870	87.%	
Pyrene-ug/L	0045481-03		1.0	0.850	85.%	
Benzo(a)anthracene-ug/L	0045481-03		1.0	0.840	84.%	
Chrysene-ug/L	0045481-03		1.0	0.890	89.%	
Benzo(b)fluoranthene-ug/L	0045481-03		1.0	0.840	84.%	
Benzo(k)fluoranthene-ug/L	0045481-03		1.0	0.90	90.%	
Benzo(a)pyrene-ug/L	0045481-03		1.0	0.820	82.%	
Indeno(1,2,3-cd)Pyrene-ug/L	0045481-03		1.0	0.760	76.%	
Dibenzo(a,h)Anthracene-ug/L	0045481-03		1.0	0.760	76.%	
Benzo(g,h,i)Perylene-ug/L	0045481-03		1.0	0.860	86.%	

Connecticut Testing Laboratories, Inc.

QUALITY CONTROL REPORT

EPA 8270C PAH - RCP

Order#: 0315104

Type of QC	Surrogates	% Recovered	QC Limits (%)	
BLANK	Nitrobenzene-d5	80%	70	130
BLANK	2-Fluorobiphenyl	78%	70	130
BLANK	p-Terpenyl-d14	97%	40	130
Type of QC	**Surrogates**	**% Recovered**	**QC Limits (%)**	
CONTROL	Nitrobenzene-d5	84%	30	130
CONTROL	2-Fluorobiphenyl	87%	15	120
CONTROL	p-Terpenyl-d14	88%	30	130

RCP DQA SUMMARY TABLE

EPA Method 6010B

CTL Lab # 0315104
Client: Comprehensive Environmental Inc.
Project: 284-17

Mass Analysis

CTL Sample #	Analyte	QC Type	Date Tested	Spike Value	Result	RCP Criteria	%R	RPD	Bias	DEVIATIONS
2477-2487,2492-2493	11 RCRA (less Hg)	ICAL	3/12/2015	3 Levels	Pass	"r" > 0.995				No Anomalies
2477-2487,2492-2493	11 RCRA (less Hg)	ICV	3/12/2015	Varies	Pass	±10% TV				No Anomalies
2477-2487,2492-2493	11 RCRA (less Hg)	ICVD	3/12/2015	Varies	Pass	<5% RPD				No Anomalies
2477-2487,2492-2493	11 RCRA (less Hg)	ICB	3/12/2015	0.0	Pass	<RL				No Anomalies
2477-2487,2492-2493	11 RCRA (less Hg)	LLCC	3/12/2015	</=RL	Pass	±30% except Sb, As, Co & Tl +50%				No Anomalies
2477-2487,2492-2493	11 RCRA (less Hg)	CCV	3/12/2015	1.00	Pass	±10% TV				No Anomalies
2477-2487,2492-2493	11 RCRA (less Hg)	CCVD	3/12/2015	1.00	Pass	<5% RPD				No Anomalies
2477-2487,2492-2493	11 RCRA (less Hg)	CCB	3/12/2015	0.0	Pass	<RL				No Anomalies
2477-2487,2492-2493	11 RCRA (less Hg)	ICSA/B	3/12/2015	Varies	Pass	±20%				No Anomalies
2477-2487,2492-2493	11 RCRA (less Hg)	MB	3/12/2015	0.0	Pass	Targets<RL				No Anomalies
2477-2487,2492-2493	11 RCRA (less Hg)	LCS	3/12/2015	Varies	Pass	±20%R				No Anomalies
	11 RCRA (less Hg)	MS	----	Varies	----	75-125% R	----	----	----	
	11 RCRA (less Hg)	MD	----	----	----	<20% RPD Aqueous, <35% RPD Solid	----	----	----	
	11 RCRA (less Hg)	MSD	----	Varies	----	<20% RPD Aqueous, <35% RPD Solid	----	----	----	

ICAL = Initial Calibration
ICV= Initial Calibration Verification
ICVD= Intial Caibration Verification Dupe
ICB= Initial Calibration Blank
LLCC= Low Level Calibration Check (CRDL)
CCV= Continuing Calibration Verification
CCVD= Continuing Calibration Verification Duplicate

CCB= Continuing Calibration Blank
ICSA/B= Interference Check Standards
MB= Method Blank
LCS= Laboratory Control Sample
MS= Matrix Spike
MSD= Matrix Spike Duplicate
MD= Matrix Duplicate

"r"= Correlation Coefficient
TV= True Value
RPD= Relative Percent Difference
%R= % Recovery
RL= reporting Level

RCP DQA SUMMARY TABLE

EPA Method 7470A/7471A

CTL Lab No.: 0315104
Client: Comprehensive Environmental Inc.
Project: 284-17

Mass Analysis CTL Sample #	Analyte	QC Type	Date Tested	Spike Value	Result	RCP Criteria	%R	RPD	Bias	DEVIATIONS
2477-2487,2492-2493	Mercury	ICAL	3/13/2015	6 Levels	Pass	"r" > 0.995				No Anomalies
2477-2487,2492-2493	Mercury	ICV	3/13/2015	Varies	Pass	±10% TV				No Anomalies
2477-2487,2492-2493	Mercury	ICB	3/13/2015	0.0	Pass	<RL				No Anomalies
2477-2487,2492-2493	Mercury	Beg CCV	3/13/2015	0.005	Pass	±20% TV				No Anomalies
2477-2487,2492-2493	Mercury	CCB	3/13/2015	0.0	Pass	<RL				No Anomalies
2477-2487,2492-2493	Mercury	MB	3/13/2015	0.0	Pass	<RL				No Anomalies
2477-2487,2492-2493	Mercury	LCS	3/13/2015	Varies	Pass	±20% TV Aqueous, 95% CL				No Anomalies
	Mercury	MD	----	----	----	±20% RPD Aqueous, ±35% RPD	----	----	----	
	Mercury	MS	----	Varies	----	75-125% R	----	----	----	
	Mercury	MSD	----	Varies	----	75-125% R	----	----	----	
2477-2487,2492-2493	Mercury	End CCV	3/13/2015	0.005	Pass	±20% TV				No Anomalies

ICAL = Initial Calibration
ICV= Initial Calibration Verification
ICB= Initial Calibration Blank
Beg CCV= Beginning Continuing Calibration Verification
CCB= Continuing Calibration Verification
End CCV= End Continuing Calibration Verification

MB= Method Blank
LCS= Laboratory Control Sample
MD= Matrix Dupe
MS= Matrix Spike
MSD= Matrix Spike Duplicate

r= Correlation Coefficient
TV= True Value
RL= Reporting Level
CL = Confidence Limits
RPD= Relative Percent Difference
%R= % Recovery

CONNECTICUT TESTING LAB'S, INC.

RCP DQA SUMMARY TABLE

EPA Method 6010B

CTL Lab # 0315104
Client: Comprehensive Environmental Inc.
Project: 284-17

CTL Sample #	Analyte	QC Type	Date Tested	Spike Value	Result	RCP Criteria	%R	RPD	Bias	DEVIATIONS
2494	11 RCRA (less Hg)	ICAL	3/13/2015	3 Levels	Pass	"r" > 0.995				No Anomalies
2494	11 RCRA (less Hg)	ICV	3/13/2015	Varies	Pass	±10% TV				No Anomalies
2494	11 RCRA (less Hg)	ICVD	3/13/2015	Varies	Pass	<5% RPD				No Anomalies
2494	11 RCRA (less Hg)	ICB	3/13/2015	0.0	Pass	<RL				No Anomalies
2494	11 RCRA (less Hg)	LLCC	3/13/2015	</=RL	Pass	±30% except Sb, As, Co & Tl ±50%				No Anomalies
2494	11 RCRA (less Hg)	CCV	3/13/2015	1.00	Pass	±10% TV				No Anomalies
2494	11 RCRA (less Hg)	CCVD	3/13/2015	1.00	Pass	<5% RPD				No Anomalies
2494	11 RCRA (less Hg)	CCB	3/13/2015	0.0	Pass	<RL				No Anomalies
2494	11 RCRA (less Hg)	ICSA/B	3/13/2015	Varies	Pass	±20%				No Anomalies
2494	11 RCRA (less Hg)	MB	3/13/2015	0.0	Pass	Targets<RL				No Anomalies
2494	11 RCRA (less Hg)	LCS	3/13/2015	Varies	Pass	±20%R				No Anomalies
	11 RCRA (less Hg)	MS	----	Varies	----	75-125% R	----	----	----	
	11 RCRA (less Hg)	MD	----	----	----	<20% RPD Aqueous, <35% RPD Solid	----	----	----	
	11 RCRA (less Hg)	MSD	----	Varies	----	<20% RPD Aqueous, <35% RPD Solid	----	----	----	

ICAL = Initial Calibration
ICV= Initial Calibration Verification
ICVD= Intial Caibration Verification Dupe
ICB= Initial Calibration Blank
LLCC= Low Level Calibration Check (CRDL)
CCV= Continuing Calibration Verification
CCVD= Continuing Calibration Verification Duplicate

CCB= Continuing Calibration Blank
ICSA/B= Interference Check Standards
MB= Method Blank
LCS= Laboratory Control Sample
MS= Matrix Spike
MSD= Matrix Spike Duplicate
MD= Matrix Duplicate

"r"= Correlation Coefficient
TV= True Value
RPD= Relative Percent Difference
%R= % Recovery
RL= reporting Level

RCP DQA SUMMARY TABLE

EPA Method 7470A/7471A

CTL Lab No.: 0315104
Client: Comprehensive Environmental Inc.
Project: 284-17

CTL Sample #	Analyte	QC Type	Date Tested	Spike Value	Result	RCP Criteria	%R	RPD	Bias	DEVIATIONS
2494	Mercury	ICAL	3/13/2015	6 Levels	Pass	"r" > 0.995				No Anomalies
2494	Mercury	ICV	3/13/2015	Varies	Pass	±10% TV				No Anomalies
2494	Mercury	ICB	3/13/2015	0.0	Pass	<RL				No Anomalies
2494	Mercury	Beg CCV	3/13/2015	0.005	Pass	±20% TV				No Anomalies
2494	Mercury	CCB	3/13/2015	0.0	Pass	<RL				No Anomalies
2494	Mercury	MB	3/13/2015	0.0	Pass	<RL				No Anomalies
2494	Mercury	LCS	3/13/2015	Varies	Pass	±20% TV Aqueous, 95% CL				No Anomalies
	Mercury	MD	----	----	----	±20% RPD Aqueous, ±35% RPD	----	----	----	
	Mercury	MS	----	Varies	----	75-125% R	----	----	----	
	Mercury	MSD	----	Varies	----	75-125% R	----	----	----	
2494	Mercury	End CCV	3/13/2015	0.005	Pass	±20% TV				No Anomalies

ICAL = Initial Calibration
ICV= Initial Calibration Verification
ICB= Initial Calibration Blank
Beg CCV= Beginning Continuing Calibration Verification
CCB= Continuing Calibration Verification
End CCV= End Continuing Calibration Verification

MB= Method Blank
LCS= Laboratory Control Sample
MD= Matrix Dupe
MS= Matrix Spike
MSD= Matrix Spike Duplicate

r= Correlation Coefficient
TV= True Value
RL= Reporting Level
CL = Confidence Limits
RPD= Relative Percent Difference
%R= % Recovery

RCP DQA SUMMARY TABLE

EPA Method 6010B

CTL Lab # 0315104
Client: Comprehensive Environmental Inc.
Project: 284-17

SPLP EPA 1312

CTL Sample #	Analyte	QC Type	Date Tested	Spike Value	Result	RCP Criteria	%R	RPD	Bias	DEVIATIONS
2477-2487,2492-2493	11 RCRA (less Hg)	ICAL	3/13/2015	3 Levels	Pass	"r" > 0.995				No Anomalies
2477-2487,2492-2493	11 RCRA (less Hg)	ICV	3/13/2015	Varies	Pass	±10% TV				No Anomalies
2477-2487,2492-2493	11 RCRA (less Hg)	ICVD	3/13/2015	Varies	Pass	<5% RPD				No Anomalies
2477-2487,2492-2493	11 RCRA (less Hg)	ICB	3/13/2015	0.0	Pass	<RL				No Anomalies
2477-2487,2492-2493	11 RCRA (less Hg)	LLCC	3/13/2015	</=RL	Pass	±30% except Sb, As, Co & Tl ±50%				No Anomalies
2477-2487,2492-2493	11 RCRA (less Hg)	CCV	3/13/2015	1.00	Pass	±10% TV				No Anomalies
2477-2487,2492-2493	11 RCRA (less Hg)	CCVD	3/13/2015	1.00	Pass	<5% RPD				No Anomalies
2477-2487,2492-2493	11 RCRA (less Hg)	CCB	3/13/2015	0.0	Pass	<RL				No Anomalies
2477-2487,2492-2493	11 RCRA (less Hg)	ICSA/B	3/13/2015	Varies	Pass	±20%				No Anomalies
2477-2487,2492-2493	11 RCRA (less Hg)	MB	3/13/2015	0.0	Pass	Targets<RL				No Anomalies
2477-2487,2492-2493	11 RCRA (less Hg)	LCS	3/13/2015	Varies	Pass	±20%R				No Anomalies
	11 RCRA (less Hg)	MS	----	Varies	----	75-125% R	----	----	----	
	11 RCRA (less Hg)	MD	----	----	----	<20% RPD Aqueous, <35% RPD Solid	----	----	----	
	11 RCRA (less Hg)	MSD	----	Varies	----	<20% RPD Aqueous, <35% RPD Solid	----	----	----	

ICAL = Initial Calibration
ICV= Initial Calibration Verification
ICVD= Intial Caibration Verification Dupe
ICB= Initial Calibration Blank
LLCC= Low Level Calibration Check (CRDL)
CCV= Continuing Calibration Verification
CCVD= Continuing Calibration Verification Duplicate

CCB= Continuing Calibration Blank
ICSA/B= Interference Check Standards
MB= Method Blank
LCS= Laboratory Control Sample
MS= Matrix Spike
MSD= Matrix Spike Duplicate
MD= Matrix Duplicate

"r"= Correlation Coefficient
TV= True Value
RPD= Relative Percent Difference
%R= % Recovery
RL= reporting Level

RCP DQA SUMMARY TABLE

EPA Method 7470A/7471A

CTL Lab No.: 0315104
Client: Comprehensive Environmental Inc.
Project: 284-17

SPLP EPA 1312 CTL Sample #	Analyte	QC Type	Date Tested	Spike Value	Result	RCP Criteria	%R	RPD	Bias	DEVIATIONS
2477-2487,2492-2493	Mercury	ICAL	3/13/2015	6 Levels	Pass	"r" > 0.995				No Anomalies
2477-2487,2492-2493	Mercury	ICV	3/13/2015	Varies	Pass	±10% TV				No Anomalies
2477-2487,2492-2493	Mercury	ICB	3/13/2015	0.0	Pass	<RL				No Anomalies
2477-2487,2492-2493	Mercury	Beg CCV	3/13/2015	0.005	Pass	±20% TV				No Anomalies
2477-2487,2492-2493	Mercury	CCB	3/13/2015	0.0	Pass	<RL				No Anomalies
2477-2487,2492-2493	Mercury	MB	3/13/2015	0.0	Pass	<RL				No Anomalies
2477-2487,2492-2493	Mercury	LCS	3/13/2015	Varies	Pass	±20% TV Aqueous, 95% CL				No Anomalies
	Mercury	MD	----	----	----	±20% RPD Aqueous, ±35% RPD	----	----	----	
	Mercury	MS	----	Varies	----	75-125% R	----	----	----	
	Mercury	MSD	----	Varies	----	75-125% R	----	----	----	
2477-2487,2492-2493	Mercury	End CCV	3/13/2015	0.005	Pass	±20% TV				No Anomalies

ICAL = Initial Calibration
ICV= Initial Calibration Verification
ICB= Initial Calibration Blank
Beg CCV= Beginning Continuing Calibration Verification
CCB= Continuing Calibration Verification
End CCV= End Continuing Calibration Verification

MB= Method Blank
LCS= Laboratory Control Sample
MD= Matrix Dupe
MS= Matrix Spike
MSD= Matrix Spike Duplicate

r= Correlation Coefficient
TV= True Value
RL= Reporting Level
CL = Confidence Limits
RPD= Relative Percent Difference
%R= % Recovery

CONNECTICUT TESTING LAB'S, INC.

RCP DQA SUMMARY TABLE

EPA Method 9010B

CTL Lab # 0315104
Client: Comprehensive Environmental
Project: 284-17

CTL Sample #	Analyte	QC Type	Date Tested	Spike Value	Result	RCP Criteria	%R	RPD	Bias	DEVIATIONS
2481-2483	Cyanide, Total	ICAL	3/16/2015	5 Levels	Pass	"r" > 0.995				No Anomalies
2481-2483	Cyanide, Total	ICV	3/16/2015	0.10	Pass	±15%TV				No Anomalies
2481-2483	Cyanide, Total	Beg CCV	3/16/2015	0.15	Pass	±15%TV				No Anomalies
2481-2483	Cyanide, Total	Beg CCB	3/16/2015	0.0	Pass	<RL				No Anomalies
2481-2483	Cyanide, Total	MB	3/16/2015	0.0	Pass	<RL				No Anomalies
2481-2483	Cyanide, Total	LCS	3/16/2015	Varies	Pass	±20% R Water 95% CL Solid				No Anomalies
2481	Cyanide, Total	MD	3/16/2015	Varies	Pass	≤20% RPD Water ≤35% RPD Solid				No Anomalies
2481	Cyanide, Total	MS	3/16/2015	Varies	Pass	75-125% R				No Anomalies
2481-2483	Cyanide, Total	End CCV	3/16/2015	0.15	Pass	±15%TV				No Anomalies
2481-2483	Cyanide, Total	End CCB	3/16/2015	0.0	Pass	<RL				No Anomalies

L= Low H=High NDR= Non Directional
ICAL = Initial Calibration
ICV= Initial Calibration Verification
Beg CCV= Beginning Continuing Calibration Verification
CCB= Continuing Calibration Blank
End CCV= Ending Continuing Calibration Verification

MB= Method Blank
LCS= Laboratory Control Sample
MD= Matrix Duplicate
MS= Matrix Spike

"r"= Correlation Coefficient
TV= True Value
RL= Reporting Level
%R= % Recovery
CL= Confidence Limits

CONNECTICUT TESTING LAB'S, INC.

RCP DQA SUMMARY TABLE

EPA Method 9010B
Total & SPLP

CTL Lab # 0315104
Client: Comprehensive Environmental
Project: 284-17

CTL Sample #	Analyte	QC Type	Date Tested	Spike Value	Result	RCP Criteria	%R	RPD	Bias	DEVIATIONS
2481-2483, 2494	Cyanide, Total	ICAL	3/16/2015	5 Levels	Pass	"r" > 0.995				No Anomalies
2481-2483, 2494	Cyanide, Total	ICV	3/16/2015	0.10	Pass	±15%TV				No Anomalies
2481-2483, 2494	Cyanide, Total	Beg CCV	3/16/2015	0.15	Pass	±15%TV				No Anomalies
2481-2483, 2494	Cyanide, Total	Beg CCB	3/16/2015	0.0	Pass	<RL				No Anomalies
2481-2483, 2494	Cyanide, Total	MB	3/16/2015	0.0	Pass	<RL				No Anomalies
2481-2483, 2494	Cyanide, Total	LCS	3/16/2015	Varies	Pass	±20% R Water 95% CL Solid				No Anomalies
2481	Cyanide, Total	MD	3/16/2015	Varies	Pass	≤20% RPD Water ≤35% RPD Solid				No Anomalies
2481	Cyanide, Total	MS	3/16/2015	Varies	Pass	75-125% R				No Anomalies
2481-2483, 2494	Cyanide, Total	End CCV	3/16/2015	0.15	Pass	±15%TV				No Anomalies
2481-2483, 2494	Cyanide, Total	End CCB	3/16/2015	0.0	Pass	<RL				No Anomalies

L= Low H=High NDR= Non Directional
ICAL = Initial Calibration
ICV= Initial Calibration Verification
Beg CCV= Beginning Continuing Calibration Verification
CCB= Continuing Calibration Blank
End CCV= Ending Continuing Calibration Verification

MB= Method Blank
LCS= Laboratory Control Sample
MD= Matrix Duplicate
MS= Matrix Spike

"r"= Correlation Coefficient
TV= True Value
RL= Reporting Level
%R= % Recovery
CL= Confidence Limits

CONNECTICUT TESTING LAB'S, INC.

RCP DQA SUMMARY TABLE

CT ETPH

CTL Lab # 0315104
Client: Comprehensive Environmental
Project: 284-17

CTL Sample #	Analyte	QC Type		Calibr. Date			Criteria				Notes
2477 - 2493	CT ETPH	ICAL		1/20/15			≤30% RSD				No Anomalies
2477 - 2493	CT ETPH	ICV		1/20/15			See Method				No Anomalies
2477 - 2493	CT ETPH	DChk		1/20/15			+/- 20% D				Meets Method Requirements

Batch 1 of 2		QC Type	Result	Spike Value	%D	%R	Criteria	Bias	RPD	RPD Bias	
2478 - 2493	CT ETPH	CCAL					+/-30%D				No Anomalies
2478 - 2493	CT ETPH	DChk					Pass				Meets Method Requirements
2478 - 2493	CT ETPH	MB	ND				Targets <RL				No Anomalies
2478 - 2493	CT ETPH	LCS					60-120%R				No Anomalies
2478 - 2493	CT ETPH	SR					50-150%R				No Anomalies
---	CT ETPH	MS	----	----		----	50-150%R	----	----	----	---
---	CT ETPH	MSD	----	----		----	50-150%R RPD≤30	----	----	----	---

Batch 2 of 2		QC Type	Result	Spike Value	%D	%R	Criteria	Bias	RPD	RPD Bias	
2477	CT ETPH	CCAL					+/-30%D				No Anomalies
2477	CT ETPH	DChk					Pass				Meets Method Requirements
2477	CT ETPH	MB	ND				Targets <RL				No Anomalies
2477	CT ETPH	LCS					60-120%R				No Anomalies
2477	CT ETPH	SR					50-150%R				No Anomalies
---	CT ETPH	MS	----	----		----	50-150%R	----	----	----	---
---	CT ETPH	MSD	----	----		----	50-150%R RPD≤30	----	----	----	---

L=Low H= High NDR=Non Directional
ICAL = Initial Calibration
ICV= Initial Calibration Verification
DChk= Discrimination Check
CCAL=Continuing Calibration

MB= Method Blank
LCS= Laboratory Control Sample
SR= Surrogate Recovery
MS= Matrix Spike
MSD= Matrix Spike Duplicate

RSD= Relative Standard Deviation
%D=% Drift
%R= % Recovery
RPD= Relative Percent Difference

CONNECTICUT TESTING LAB'S, INC.

RCP DQA SUMMARY TABLE

CT ETPH

CTL Lab # 0315104
Client: COMP. ENV.
Project: 284-17

CTL Sample #	Analyte	QC Type		Calibr. Date			Criteria				Notes
2494	CT ETPH	ICAL		9/9/14			<30% RSD				No Anomalies
2494	CT ETPH	ICV		9/9/14			See Method				No Anomalies
2494	CT ETPH	DChk		9/9/14			+/- 20% D				Meets Method Requirements

		QC Type	Result	Spike Value	%D	%R	Criteria	Bias	RPD	RPD Bias	
2494	CT ETPH	CCAL					+/-30%D				No Anomalies
2494	CT ETPH	DChk					Pass				Meets Method Requirements
2494	CT ETPH	MB	ND				Targets <RL				No Anomalies
2494	CT ETPH	LCS					60-120%R				No Anomalies
2494	CT ETPH	SR					50-150%R				No Anomalies
----	CT ETPH	MS	----	----		----	50-150%R	----	----	----	----
----	CT ETPH	MSD	----	----		----	50-150%R RPD≤30	----	----	----	----

L=Low H= High NDR=Non Directional
ICAL = Initial Calibration
ICV= Initial Calibration Verification
DChk= Discrimination Check
CCAL=Continuing Calibration

MB= Method Blank
LCS= Laboratory Control Sample
SR= Surrogate Recovery
MS= Matrix Spike
MSD= Matrix Spike Duplicate

RSD= Relative Standard Deviation
%D=% Drift
%R= % Recovery
RPD= Relative Percent Difference

RCP DQA SUMMARY TABLE

EPA Method 8082

CTL Lab No.: 0315104
Client: Comprehensive Environmental I
Project: 284-17

CTL Sample #	Analyte	QC Type		Calibr. Date			RCP Criteria				Notes
2477 - 2482 & 2484 - 2487	Ac1016, Ac1221, Ac1232, Ac1242, Ac 1248, Ac1254, Ac 1260	ICAL	6 Levels	03/11/15			%RSD≤20				No Anomalies
2477 - 2482 & 2484 - 2487	ALL	ICV	2nd Source	03/11/15			----				No Anomalies

		QC Type	Result	Spike Value	%D	%R	RCP Criteria	Bias	RPD	RPD Bias	
2477 - 2482 & 2484 - 2487	Ac1016, Ac1260	Beg CCAL					≤15% D				No Anomalies
2477 - 2482 & 2484 - 2487	Ac1016, Ac1221, Ac1232, Ac1242, Ac 1248, Ac1254, Ac 1260	MB	ND				Targets <RL				No Anomalies
2477 - 2482 & 2484 - 2487	Ac1016, Ac1260	LCS					40-140% R				No Anomalies
2477 - 2482 & 2484 - 2487	Decachlorobiphenyl, Tetrachloro-m-xylene	SR					30-150% R				No Anomalies
	Ac1016, Ac1260	MS	----	----		----	40-140% R	----			
	Ac1016, Ac1260	MSD	----	----		----	≤50% RPD	----	----	----	
2477 - 2482 & 2484 - 2487	Ac1016, Ac1260	End CCAL					≤15% D				No Anomalies

L=Low H=High NDR=Non Directional
ICAL = Initial Calibration
Beg CCAL= Beginning Continuing Calibration
End CCAL=End Continuing Calibration
MB= Method Blank

LCS= Laboratory Control Sample
SR=Surrogate Recovery %
MS= Matrix Spike
MSD= Matrix Spike Duplicate

RSD= Relative Standard Deviation
%D= % Drift
%R= % Recovery
RPD= Relative Percent Difference
RL= Reporting Level

CONNECTICUT TESTING LAB'S, INC.

RCP DQA SUMMARY TABLE

EPA Method 8082

CTL Lab No.: 0315104
Client: Comprehensive Environmental I
Project: 284-17

CTL Sample #	Analyte	QC Type		Calibr. Date			RCP Criteria				Notes
2494	Ac1016, Ac1221, Ac1232, Ac1242, Ac 1248, Ac1254, Ac 1260	ICAL	6 Levels	03/10/15			%RSD≤20				No Anomalies
2494	ALL	ICV	2nd Source	03/10/15			----				No Anomalies

		QC Type	Result	Spike Value	%D	%R	RCP Criteria	Bias	RPD	RPD Bias	
2494	Ac1016, Ac1260	Beg CCAL					≤15% D				No Anomalies
2494	Ac1016, Ac1221, Ac1232, Ac1242, Ac 1248, Ac1254, Ac 1260	MB	ND				Targets <RL				No Anomalies
2494	Ac1016, Ac1260	LCS					40-140% R				No Anomalies
2494	Decachlorobiphenyl, Tetrachloro-m-xylene	SR					30-150% R				No Anomalies
	Ac1016, Ac1260	MS	----	----		----	40-140% R	----			
	Ac1016, Ac1260	MSD	----	----		----	≤50% RPD	----	----	----	
2494	Ac1016, Ac1260	End CCAL					≤15% D				No Anomalies

L=Low H=High NDR=Non Directional
ICAL = Initial Calibration
Beg CCAL= Beginning Continuing Calibration
End CCAL=End Continuing Calibration
MB= Method Blank

LCS= Laboratory Control Sample
SR=Surrogate Recovery %
MS= Matrix Spike
MSD= Matrix Spike Duplicate

RSD= Relative Standard Deviation
%D= % Drift
%R= % Recovery
RPD= Relative Percent Difference
RL= Reporting Level

CONNECTICUT TESTING LAB'S, INC.

RCP DQA SUMMARY TABLE

EPA Method 8260B / 5035
SOIL
BATCH 1 OF 2

CTL Lab No.: 0315104
Client: Comprehensive Environmental Inc.
Project: 284-17

CTL Sample #	Analyte	QC Type		Calibr. Date	%DEV	RF	RCP Criteria	Bias			Notes
2478-2483, 2488-2490, 2492	ALL	ICAL		2/19/15			≤15% RSD, CCCs ≤30% RSD,				No Anomalies
2478-2483, 2488-2490, 2492	ALL	ICV		2/19/15			+/- 20% Dev				No Anomalies
2478-2483, 2488-2490, 2492	ALL	ITUNE		2/19/15			See Method				No Anomalies

		QC Type	Result	Spike Value	%D	%R	RCP Criteria	Bias	RPD	RPD Bias	
2478-2483, 2488-2490, 2492	ALL	CCAL					+/-30%D				No Anomalies
2478-2483, 2488-2490, 2492	ALL	TUNE					See Method				No Anomalies
2478-2483, 2488-2490, 2492	ALL	MB	ND				<RL				No Anomalies
2478-2483, 2488-2490, 2492	ALL	LCS					70-130%R				No Anomalies
2478-2483, 2488-2490, 2492	ALL	SR					70-130%R				No Anomalies
2478-2483, 2488-2490, 2492	ALL	IS					50% to 200% A				No Anomalies
	ALL	MS	----	----		----	70-130%R	----			
	ALL	MSD	----	----		----	RPD≤30%	----	----	----	
2478	ALL	DUPE					RPD≤30%				No Anomalies

L=Low H= High NDR=Non Directional
ITUNE= Initial Tune BFB
ICAL = Initial Calibration
ICV= Initial Calibration Verification 2nd Source
CCAL=Continuing Calibration
A= Area counts compared to CCAL
CCCs= Calibration Check Compounds

MB= Method Blank
LCS= Laboratory Control Sample
SR=Surrogate Recovery %
MS= Matrix Spike
MSD= Matrix Spike Duplicate

% RSD= Relative Standard Deviation
%R= % Recovery
%D= % Drift
RPD= Relative Percent Difference
IS= Internal Standard

CONNECTICUT TESTING LAB'S, INC.

RCP DQA SUMMARY TABLE

EPA Method 8260B / 5035
SOIL
BATCH 2 OF 2

CTL Lab No.: 0315104
Client: Comprehensive Environmental Inc.
Project: 284-17

CTL Sample #	Analyte	QC Type		Calibr. Date	%DEV	RF	RCP Criteria	Bias			Notes
2491, 2493	ALL	ICAL		2/19/15			≤15% RSD, CCCs ≤30% RSD,				No Anomalies
2491, 2493	ALL	ICV		2/19/15			+/- 20% Dev				No Anomalies
2491, 2493	ALL	ITUNE		2/19/15			See Method				No Anomalies

		QC Type	Result	Spike Value	%D	%R	RCP Criteria	Bias	RPD	RPD Bias	
2491, 2493	ALL	CCAL					+/-30%D				No Anomalies
2491, 2493	ALL	TUNE					See Method				No Anomalies
2491, 2493	ALL	MB	ND				<RL				No Anomalies
2491, 2493	ALL	LCS					70-130%R				No Anomalies
2491, 2493	ALL	SR					70-130%R				No Anomalies
2491, 2493	ALL	IS					50% to 200% A				No Anomalies
	ALL	MS	----	----		----	70-130%R	----			
	ALL	MSD	----	----		----	RPD≤30%	----	----	----	
	ALL	DUPE	----	----		----	RPD≤30%	----	----	----	

L=Low H= High NDR=Non Directional
ITUNE= Initial Tune BFB
ICAL = Initial Calibration
ICV= Initial Calibration Verification 2nd Source
CCAL=Continuing Calibration
A= Area counts compared to CCAL
CCCs= Calibration Check Compounds

MB= Method Blank
LCS= Laboratory Control Sample
SR=Surrogate Recovery %
MS= Matrix Spike
MSD= Matrix Spike Duplicate

% RSD= Relative Standard Deviation
%R= % Recovery
%D= % Drift
RPD= Relative Percent Difference
IS= Internal Standard

CONNECTICUT TESTING LAB'S, INC.

RCP DQA SUMMARY TABLE

EPA Method 8260B

CTL Lab No.: 0315104
Client: Comprehensive Environmental, Inc.
Project: 284-17

CTL Sample #	Analyte	QC Type		Calibr. Date	%DEV	RF	RCP Criteria	Bias			Notes
2494, 2495	ALL	ICAL		2/19/15			≤15% RSD, CCCs ≤30% RSD, RF≥0.05				No Anomalies
2494, 2495	ALL	ICV		2/19/15			+/- 20% Dev				No Anomalies
2494, 2495	ALL	ITUNE		2/19/15			See Method				No Anomalies

		QC Type	Result	Spike Value	%D	%R	RCP Criteria	Bias	RPD	RPD Bias	
2494, 2495	ALL	CCAL					+/-30%D				No Anomalies
2494, 2495	ALL	TUNE					See Method				No Anomalies
2494, 2495	ALL	MB	ND				<RL				No Anomalies
2494, 2495	ALL	LCS					70-130%R				No Anomalies
2494, 2495	ALL	SR					70-130%R				No Anomalies
2494, 2495	ALL	IS					50% to 200% A				No Anomalies
	ALL	MS	----	----		----	70-130%R	----			
	ALL	MSD	----	----		----	RPD≤30%	----	----	----	
	ALL	DUPE	----	----		----	RPD≤30%	----	----	----	

BATCH = Series of samples analyzed under one DQA summary.

Bias: L=Low H= High NDR=Non Directional

ITUNE= Initial Tune BFB
ICAL = Initial Calibration
ICV= Initial Calibration Verification 2nd Source
CCAL=Continuing Calibration
A= Area counts compared to CCAL
CCCs= Calibration Check Compounds

MB= Method Blank
LCS= Laboratory Control Sample
SR=Surrogate Recovery %
MS= Matrix Spike
MSD= Matrix Spike Dupe
DUPE= Laboratory Duplicate

% RSD= Relative Standard Deviation
%R= % Recovery
%D= % Drift
RPD= Relative Percent Difference
IS= Internal Standard
ND= None Detected

CONNECTICUT TESTING LAB'S, INC.

RCP DQA SUMMARY TABLE

EPA Method 8270C
PAH

CTL Lab No.: 0315104
Client: Comprehensive Environmental Inc.
Project: 284-17

CTL Sample #	Analyte	QC Type		Calibr. Date	%D	RF	RCP Criteria	Bias			Notes
2477-2493	ALL	TUNE		2/20/15			See Method				No Anomalies
2477-2493	ALL	ICAL		2/20/15			≤15% RSD				No Anomalies
2477-2493	ALL	ICAL RF		2/20/15			≥ 0.05				No Anomalies
2477-2493	ALL	ICV		2/20/15			80-120% R				No Anomalies

		QC Type	Result	Spike Value	%D	%R	RCP Criteria	Bias	RPD	RPD Bias	
2477-2493	ALL	TUNE					See Method				No Anomalies
2477-2493	ALL	CCAL					≤30%D, CCCs ≤20%D				No Anomalies
2477-2493	ALL	MB	ND				<RL				No Anomalies
2477-2493	ALL	LCS					BN 40-140%R, Acids 30-130%R				No Anomalies
2477-2493	ALL	SR					BN 30-130%R, Acids 15-110%				No Anomalies
2477-2493	ALL	IS					50% to 200% A				No Anomalies
	ALL	MS	----	----		----	BN 40-140%R, Acids 30-130%R	----	----	----	
	ALL	MSD	----	----		----	Water ≤20% RPD, Soil ≤30% RPD	----	----	----	

L=Low, H= High NDR = Non Directional

TUNE= Initial Tune (DFTPP)
ICAL = Initial Calibration
ICV= Initial Calibration Verification
CCAL=Continuing Calibration
MB= Method Blank
CCC= Calibration Check Compound

LCS= Laboratory Control Sample
SR=Surrogate Recovery %
MS= Matrix Spike
MSD= Matrix Spike Duplicate
IS= Internal standard

% RSD= Relative Standard Devaition
%R= % Recovery
%D= % Drift
RPD= Relative Percent Difference
A= Area counts compared to CCAL

CONNECTICUT TESTING LAB'S, INC.

RCP DQA SUMMARY TABLE

EPA Method 8270C
PAH

CTL Lab No.: 0315104
Client: Comprehensive Environmental Inc.
Project: 284-17

CTL Sample #	Analyte	QC Type		Calibr. Date	%D	RF	RCP Criteria	Bias			Notes
2477-2493	ALL	TUNE		2/20/15			See Method				No Anomalies
2477-2493	ALL	ICAL		2/20/15			≤15% RSD				No Anomalies
2477-2493	ALL	ICAL RF		2/20/15			≥ 0.05				No Anomalies
2477-2493	ALL	ICV		2/20/15			80-120% R				No Anomalies

		QC Type	Result	Spike Value	%D	%R	RCP Criteria	Bias	RPD	RPD Bias	
2477-2493	ALL	TUNE					See Method				No Anomalies
2477-2493	ALL	CCAL					≤30%D, CCCs ≤20%D				No Anomalies
2477-2493	ALL	MB	ND				<RL				No Anomalies
2477-2493	ALL	LCS					BN 40-140%R, Acids 30-130%R				No Anomalies
2477-2493	ALL	SR					BN 30-130%R, Acids 15-110%				No Anomalies
2477-2493	ALL	IS					50% to 200% A				No Anomalies
	ALL	MS	----	----		----	BN 40-140%R, Acids 30-130%R	----	----	----	
	ALL	MSD	----	----		----	Water ≤20% RPD, Soil ≤30% RPD	----	----	----	

L=Low, H= High NDR = Non Directional
TUNE= Initial Tune (DFTPP)
ICAL = Initial Calibration
ICV= Initial Calibration Verification
CCAL=Continuing Calibration
MB= Method Blank
CCC= Calibration Check Compound
LCS= Laboratory Control Sample
SR=Surrogate Recovery %
MS= Matrix Spike
MSD= Matrix Spike Duplicate
IS= Internal standard
% RSD= Relative Standard Devaition
%R= % Recovery
%D= % Drift
RPD= Relative Percent Difference
A= Area counts compared to CCAL

RCP DQA SUMMARY TABLE

EPA Method 8270C

PAH ONLY

SCAN MODE 0.7 to 40.0 ug/L

CTL Lab No.: **0315104**
Client: **Comprehensive Env Inc.**
Project: **284-17**

CTL Sample #	Analyte	QC Type		Calibr. Date			RCP Criteria	RF			Notes
2494	ALL	TUNE		3/10/15			See Method				No Anomalies
2494	ALL	ICAL Scan		3/10/15			≤15% RSD				No Anomalies
2494	ALL	ICV		3/10/15			80-120% R				No Anomalies

		QC Type	Result	Spike Value	%D	%R	RCP Criteria	Bias	RPD	RPD Bias	
2494	ALL	TUNE					See Method				No Anomalies
2494	ALL	CCAL					≤30%D, CCCs ≤20%D				No Anomalies
2494	ALL	MB	ND				<RL				No Anomalies
2494	ALL	LCS					BN 40-140%R, Acids 30-130%R				No Anomalies
2494	ALL	SR					BN 30-130%R, Acids 15-110%				No Anomalies
2494	ALL	IS					-50% to 100% A				No Anomalies
	ALL	MS	----	----		----	BN 40-140%R, Acids 30-130%R	----	----	----	
	ALL	MSD	----	----		----	Water ≤20% RPD, Soil ≤30% RPD	----	----	----	

TUNE= Initial Tune (DFTPP)
ICAL = Initial Calibration
ICV= Initial Calibration Verification
CCAL=Continuing Calibration
CCC= Calibration Check Compound
L=Low, H= High NDR = Non Direction

LCS= Laboratory Control Sample
SR=Surrogate Recovery %
MS= Matrix Spike
MSD= Matrix Spike Duplicate
IS= Internal standard
MB= Method Blank

% RSD= Relative Standard Devaition
%R= % Recovery
%D= % Drift
RPD= Relative Percent Difference
A= Area counts compared to CCAL

RCP DQA SUMMARY TABLE

SIM MODE 0.050 to 2.00 ug/L

EPA Method 8270C

PAH ONLY

CTL Lab No.: **0315104**
Client: **Comprehensive Env Inc.**
Project: **284-17**

CTL Sample #	Analyte	QC Type		Calibr. Date			RCP Criteria				Notes
2494	All SIM Compounds *	TUNE		3/10/15			See Method				No Anomalies
2494	All SIM Compounds *	ICAL Scan		3/10/15			≤15% RSD				No Anomalies
2494	All SIM Compounds *	ICV		3/10/15			80-120% R <20% Out OK but must be 65-135%R				No Anomalies

		QC Type	Result	Spike Value	%D	%R	RCP Criteria	RPD Bias	RPD	Bias	
2494	All SIM Compounds *	TUNE					See Method				No Anomalies
2494	All SIM Compounds *	CCAL					≤30%D, CCCs ≤20%D				No Anomalies
2494	All SIM Compounds *	MB	ND				<RL				No Anomalies
2494	All SIM Compounds *	LCS					BN 40-140%R, Acids 30-130%R				No Anomalies
2494	All SIM Compounds *	SR					BN 30-130%R, Acids 15-110%				No Anomalies
2494	All SIM Compounds *	IS					-50% to 100% A				No Anomalies
		MS	----	----		----	BN 40-140%R, Acids 30-130%R	----	----	----	
		MSD	----	----		----	Water ≤20% RPD, Soil ≤30% RPD	----	----	----	

TUNE= Initial Tune (DFTPP)
ICAL = Initial Calibration
ICV= Initial Calibration Verification
CCAL=Continuing Calibration
CCC= Calibration Check Compound
L=Low, H= High NDR = Non Direction

LCS= Laboratory Control Sampl
SR=Surrogate Recovery %
MS= Matrix Spike
MSD= Matrix Spike Duplicate
IS= Internal standard
MB= Method Blank

% RSD= Relative Standard Devaition
%R= % Recovery
%D= % Drift
RPD= Relative Percent Difference
A= Area counts compared to CCAL

*** SIM compound list**

Acenaphthylene
Phenanthrene
Benzo(a)anthracene
Benzo(b)fluoranthene
Benzo(k)fluoranthene
Benzo(a)pyrene
Indeno(123cd)pyrene
Dibenzo(ah)anthracene

CHAIN OF CUSTODY RECORD

Lab Tracking # 0315104

Requested Analyses

Client	Comprehensive Environmental Inc.					PAHs	VOCs	ETPH	PCBs	RCRA8 Metals	Copper	Zinc	Nickel	Metals SPLP	Cyanide	Cyanide SPLP	ETPH SPLP	PAH SPLP	Quote ID
Project/PO#	Former Police Station / 284-17																		PBLL rates for TTEC, NO sales tax in CT
Sampler(s)			signature																Notes of NB project
	Ryan Mouradian		print	RSR															
Lab Use	Field ID (please print)	Date	Time	# of Bottles	Criteria														
2477	PS-B13 (0-4')	3/9	1:10	1	RDEC	X	MW	X	X	X	X	X	X	X			X	X	Hold ETPH SPLP and PAH SPLP
2478	PS-B13 ~~PS-B13~~ (4-8')	3/9	1:05	4	GAPMC	X	X	X	X	X	X	X	X	X			X	X	Hold ETPH SPLP and PAH SPLP
2479	PS-B13 ~~PS-B13~~ (4-8') DUP	3/9	1:05	4		X	X	X	X	X	X	X	X	X			X	X	Hold ETPH SPLP and PAH SPLP
2480	~~PS-B13~~ (8-12')	3/9	1:10	4		X	X	X	X	X	X	X	X	X			X	X	Hold ETPH SPLP and PAH SPLP
2481	PS-B14 (0-4')	3/9	2:30	4		X	X	X		X	X	X	X	X	X	X	X	X	Hold ETPH SPLP and PAH SPLP
82	PS-B14 (0-4') DUP	3/9	2:30	4		X	X	X		X	X	X	X	X	X	X	X	X	Hold ETPH SPLP and PAH SPLP
83	PS-B14 (8-12')	3/9	2:40	4		X	X	X		X	X	X	X	X	X	X	X	X	Hold ETPH SPLP and PAH SPLP
84	PS-B15 (0-4')	3/9	2:03	1		X	MW	X	X	X	X	X	X	X			X	X	Hold ETPH SPLP and PAH SPLP
85	PS-B16 (0-4')	3/9	1:50	1		X	MW	X	X	X	X	X	X	X			X	X	Hold ETPH SPLP and PAH SPLP
86	PS-B17 (0-4')	3/9	1:18	1		X	MW	X	X	X	X	X	X	X			X	X	Hold ETPH SPLP and PAH SPLP
87	PS-B16 ~~(4-8')~~ 8-9	3/9	1:55	1		X	MW	X	X	X	X	X	X	X			X	X	Hold ETPH SPLP and PAH SPLP
88	PS-B5 (0-4')	3/9	12:40	4		X	X	X									X	X	Hold ETPH SPLP and PAH SPLP
89	PS-B5 (20-24')	3/9	1:37	4		X	X	X									X	X	Hold ETPH SPLP and PAH SPLP
90	PS-B6 (4-8')	3/9	11:35	4		X	X	X									X	X	Hold ETPH SPLP and PAH SPLP
91	PS-B6 (8-12')	3/9	11:40	4		X	X	X									X	X	Hold ETPH SPLP and PAH SPLP
92	PS-B10	3/9	11:06	4		X	X	X		X	X	X	X	X			X	X	Hold ETPH SPLP and PAH SPLP
93	PS-B11	3/9	11:15	4		X	X	X		X	X	X	X	X			X	X	Hold ETPH SPLP and PAH SPLP
94	Equipment Blank	3/9				X	X	X	X	X	X	X	X		X				
95	Trip Blank						X												

Relinquished By: (Signature)	Date / Time	Received By: (Signature)	Date / Time	Received By Laboratory: (Signature)	Date / Time
	3/9 1600				3/9/15 1600
Relinquished By: (Signature)	Date / Time	Received By: (Signature)	Date / Time		
Relinquished By: (Signature)	Date / Time	Received By: (Signature)	Date / Time		

Turn Around Time

24 HR* ☐ 3 Day* ☐ 5 Day X

48HR* ☐ 4 Day* ☐ 10 Day ☐

5.2°C

*Turnaround times less than " 5 Days" may be subject to priority fee charges. CTL will not be held liable for incorrectly filled out Chain of Custody Records Samples held for 45 days from receipt.

RCP, Excel, PDF Copy to
Scajigas@aircentiles.com
PDF to paul@paulbrancaccio.com

Connecticut Testing Laboratories, Inc.
165 Gracey Ave. / Meriden, CT 06451
Tel. (203)-634-3731 / Fax (203) 630-1336

REASONABLE CONFIDENCE PROTOCOL
LABORATORY ANALYSIS QA/QC CERTIFICATION FORM

Laboratory Name:	**Connecticut Testing Lab's, Inc.**	Client:	**Comprehensive Env., Inc.**
Project Location:	**Former Police Station**	Project Number:	**284-17**
Laboratory Sample Id(s):	**2485**	Sampling Date(s):	**03/09/15**
List RCP Method(s) Used:	**8270, 1312**	CTL Lab #:	**0315104, Revision 1.0**

Reactivation ☒ Date Reactivated: 03/17/15

1	For each analytical method referenced in this laboratory report package, were all specified QA/QC performance criteria followed, including the requirement to explain any criteria falling outside of acceptable guidelines, as specified in the CTDEP method-specific Reasonable Confidence Protocol documents?	☒ Yes ☐ No
1A	Were the method specified preservation and holding time requirements met?	☒ Yes ☐ No
1B	*VPH and EPH Methods only*: Was the VPH or EPH method conducted without significant modifications (see Section 11.3 of respective RCP methods)	☐ Yes ☐ No ☒ N/A
2	Were all samples received by the laboratory in a condition consistent with that described on the associated chain-of-custody document(s)?	☒ Yes ☐ No
3	Were samples received at an appropriate temperature? ☒ Iced ☐ No Ice ☐ Iced (insufficient time to cool samples)	☒ Yes ☐ No ☐ Na ☐ Time
4	Was all QA/QC performance criteria specified in the CTDEP Reasonable Confidence Protocol documents achieved?	☒ Yes ☐ No
5	a) Were reporting limits specified or referenced on the chain-of-custody? b) Were these reporting limits met?	☐ Yes ☒ No ☐ Yes ☐ No ☒ Na
6	For each analytical method referenced in this laboratory report package, were results reported for all constituents identified in the method-specific analyte lists presented in the Reasonable Confidence Protocol documents?	☐ Yes ☒ No Partial 8270 list
7	Are project-specific matrix spikes and laboratory duplicates included in this data set?	☐ Yes ☒ No

Notes: For all questions to which the response was "No" (with the exception of question #7), additional information must be provided in an attached narrative. If the answer to question #1, #1A, or #1B is "No", the data package does not meet the requirements for "Reasonable Confidence." This form may not be altered and all questions must be answered.

I, the undersigned, attest under the pains and penalties of perjury that, to the best of my knowledge and belief and based upon my personal inquiry of those responsible for providing the information contained in this analytical report, such information is accurate and complete.



Authorized Signature: _____ Position: **Lab Director PH-0547**

Printed Name: **Stephen J. Franco** Date: **03/25/15**

Name of Laboratory: **Connecticut Testing Laboratories, Inc.**

CASE NARRATIVE

Connecticut Testing Laboratories, Inc.

Prepared for:

Comprehensive Environmental Inc.
1 Hartford Square
New Britain, CT 06052

Order#: 0315104

Project: 284-17

The following samples were received as indicated below and on the attached Chain of Custody record. All analyses were performed within the holding time and with acceptable quality control results unless otherwise noted.

SAMPLE ID	LAB ID	MATRIX	Date Collected	Date Received
PS-B13 (0-4')	2477	SOIL	03/09/2015	03/09/2015
PS-B13B (4-8')	2478	SOIL	03/09/2015	03/09/2015
PS-B13B (4-8') Dup	2479	SOIL	03/09/2015	03/09/2015
PS-B13B (8-12')	2480	SOIL	03/09/2015	03/09/2015
PS-B14 (0-4')	2481	SOIL	03/09/2015	03/09/2015
PS-B14 (0-4') Dup	2482	SOIL	03/09/2015	03/09/2015
PS-B14 (8-12')	2483	SOIL	03/09/2015	03/09/2015
PS-B15 (0-4')	2484	SOIL	03/09/2015	03/09/2015
PS-B16 (0-4')	2485	SOIL	03/09/2015	03/09/2015
PS-B17 (0-4')	2486	SOIL	03/09/2015	03/09/2015
PS-B16 (8-9')	2487	SOIL	03/09/2015	03/09/2015
PS-B5 (0-4')	2488	SOIL	03/09/2015	03/09/2015
PS-B5 (20-24')	2489	SOIL	03/09/2015	03/09/2015
PS-B6 (4-8')	2490	SOIL	03/09/2015	03/09/2015
PS-B6 (8-12')	2491	SOIL	03/09/2015	03/09/2015
PS-B10 (0-2')	2492	SOIL	03/09/2015	03/09/2015
PS-B11 (0-2')	2493	SOIL	03/09/2015	03/09/2015
Equipment Blank	2494	WATER	03/09/2015	03/09/2015
Trip Blank	2495	WATER	——	03/09/2015

Revision 1.0

Additional SPLP PAH analysis was requested for CTL sample nos. 2477 & 2485 on 03/17/15. There was insufficient sample volume remaining to complete the analysis for CTL no. 2477.

There were no anomalies associated with the reported data.

CASE NARRATIVE

Connecticut Testing Laboratories, Inc.

Prepared for:

Comprehensive Environmental Inc.
1 Hartford Square
New Britain, CT 06052

Order#: **0315104**

Project: **284-17**

The following samples were received as indicated below and on the attached Chain of Custody record. All analyses were performed within the holding time and with acceptable quality control results unless otherwise noted.

The enclosed results of analyses are representative of the samples as received by the laboratory. Connecticut Testing Laboratories, Inc. makes no representations or certifications as to the methods of sample collection, sample identification, or transportation handling procedures used prior to our receipt of samples. To the best of my knowledge, the information contained in this report is accurate and complete.

Approved By: _____ Date: 03/25/15

Connecticut Testing Laboratories, Inc.

Date Samples Received: 03/09/2015

Client Name:	Comprehensive Environmental Inc.	CTL Lab No.:	0315104
Report Date:	03/25/2015	PO No:	284-17
Method #:	1312/8270C PAH	Analyst:	SJF

RESULTS OF ANALYSIS

EPA 8270C PAH SPLP RCP

Matrix Type: SOIL
CTL Sample No.: 2485
Field ID: PS-B16 (0-4')
Date Analyzed: 03/24/2015
Date Extracted: 03/19/2015

Parameters	Units	RL				
Naphthalene	ug/L	1.0	ND			
2-Methylnaphthalene	ug/L	1.0	ND			
2-Chloronaphthalene	ug/L	1.0	ND			
Acenaphthylene	ug/L	0.3	ND			
Acenaphthene	ug/L	1.0	ND			
Fluorene	ug/L	1.0	ND			
Phenanthrene	ug/L	0.07	0.52			
Anthracene	ug/L	1.0	ND			
Carbazole	ug/L	1.0	ND			
Fluoranthene	ug/L	1.0	ND			
Pyrene	ug/L	1.0	ND			
Benzo(a)anthracene	ug/L	0.06	ND			
Chrysene	ug/L	1.0	ND			
Benzo(b)fluoranthene	ug/L	0.08	ND			
Benzo(k)fluoranthene	ug/L	0.3	ND			
Benzo(a)pyrene	ug/L	0.2	ND			
Indeno(1,2,3-cd)Pyrene	ug/L	0.2	ND			
Dibenzo(a,h)Anthracene	ug/L	0.2	ND			
Benzo(g,h,i)Perylene	ug/L	1.0	ND			
Nitrobenzene-d5	%	----	73			
2-Fluorobiphenyl	%	----	71			
p-Terphenyl-d14	%	-----	88			

RL=Reporting Level ND = None Detected

Connecticut Testing Laboratories, Inc.
165 Gracey Avenue / Meriden, CT 06451
(203) 634-3731 (Fax) 630-1336
Certification CT-PH0547 / MA-CT035

Connecticut Testing Laboratories, Inc.

QUALITY CONTROL REPORT

EPA 8270C PAH SPLP RCP

Order#: 0315104

BLANK SOIL	LAB-ID #	Sample Concentr.	Spike Concentr.	QC Test Result	Pct (%) Recovery	RPD
Naphthalene-ug/L	0045693-02			ND		
2-Methylnaphthalene-ug/L	0045693-02			ND		
2-Chloronaphthalene-ug/L	0045693-02			ND		
Acenaphthylene-ug/L	0045693-02			ND		
Acenaphthene-ug/L	0045693-02			ND		
Fluorene-ug/L	0045693-02			ND		
Phenanthrene-ug/L	0045693-02			ND		
Anthracene-ug/L	0045693-02			ND		
Carbazole-ug/L	0045693-02			ND		
Fluoranthene-ug/L	0045693-02			ND		
Pyrene-ug/L	0045693-02			ND		
Benzo(a)anthracene-ug/L	0045693-02			ND		
Chrysene-ug/L	0045693-02			ND		
Benzo(b)fluoranthene-ug/L	0045693-02			ND		
Benzo(k)fluoranthene-ug/L	0045693-02			ND		
Benzo(a)pyrene-ug/L	0045693-02			ND		
Indeno(1,2,3-cd)Pyrene-ug/L	0045693-02			ND		
Dibenzo(a,h)Anthracene-ug/L	0045693-02			ND		
Benzo(g,h,i)Perylene-ug/L	0045693-02			ND		

CONTROL SOIL	LAB-ID #	Sample Concentr.	Spike Concentr.	QC Test Result	Pct (%) Recovery	RPD
Naphthalene-ug/L	0045693-03		1.0	0.940	94.%	
2-Methylnaphthalene-ug/L	0045693-03		1.0	0.920	92.%	
2-Chloronaphthalene-ug/L	0045693-03		1.0	0.890	89.%	
Acenaphthylene-ug/L	0045693-03		1.0	0.890	89.%	
Acenaphthene-ug/L	0045693-03		1.0	0.960	96.%	
Fluorene-ug/L	0045693-03		1.0	0.950	95.%	
Phenanthrene-ug/L	0045693-03		1.0	0.990	99.%	
Anthracene-ug/L	0045693-03		1.0	0.870	87.%	
Carbazole-ug/L	0045693-03		1.0	0.990	99.%	
Fluoranthene-ug/L	0045693-03		1.0	0.980	98.%	
Pyrene-ug/L	0045693-03		1.0	0.990	99.%	
Benzo(a)anthracene-ug/L	0045693-03		1.0	0.980	98.%	
Chrysene-ug/L	0045693-03		1.0	0.980	98.%	
Benzo(b)fluoranthene-ug/L	0045693-03		1.0	0.890	89.%	
Benzo(k)fluoranthene-ug/L	0045693-03		1.0	0.960	96.%	
Benzo(a)pyrene-ug/L	0045693-03		1.0	0.820	82.%	
Indeno(1,2,3-cd)Pyrene-ug/L	0045693-03		1.0	0.810	81.%	
Dibenzo(a,h)Anthracene-ug/L	0045693-03		1.0	0.860	86.%	
Benzo(g,h,i)Perylene-ug/L	0045693-03		1.0	0.850	85.%	

Connecticut Testing Laboratories, Inc.

QUALITY CONTROL REPORT

EPA 8270C PAH SPLP RCP

Order#: 0315104

Type of QC	Surrogates	% Recovered	QC Limits (%)	
BLANK	Nitrobenzene-d5	107%	70	130
BLANK	2-Fluorobiphenyl	100%	70	130
BLANK	p-Terphenyl-d14	105%	40	130
Type of QC	**Surrogates**	**% Recovered**	**QC Limits (%)**	
CONTROL	Nitrobenzene-d5	112%	30	130
CONTROL	2-Fluorobiphenyl	95%	30	130
CONTROL	p-Terphenyl-d14	107%	40	130

RCP DQA SUMMARY TABLE

EPA Method 8270C

SPLP PAH

SCAN MODE 0.7 to 40.0 ug/L

CTL Lab No.: **0315104, Revision 1.0**
Client: **Comprehensive Env. Inc.**
Project: **284-17**

CTL Sample #	Analyte	QC Type		Calibr. Date			RCP Criteria	RF			Notes
2485	ALL	TUNE		3/25/15			See Method				No Anomalies
2485	ALL	ICAL Scan		3/25/15			≤15% RSD				No Anomalies
2485	ALL	ICV		3/25/15			80-120% R				No Anomalies

		QC Type	Result	Spike Value	%D	%R	RCP Criteria	Bias	RPD	RPD Bias	
2485	ALL	TUNE					See Method				No Anomalies
2485	ALL	CCAL					≤30%D, CCCs ≤20%D				No Anomalies
2485	ALL	MB	ND				<RL				No Anomalies
2485	ALL	LCS					BN 40-140%R, Acids 30-130%R				No Anomalies
2485	ALL	SR					BN 30-130%R, Acids 15-110%				No Anomalies
2485	ALL	IS					-50% to 100% A				No Anomalies
	ALL	MS	----	----		----	BN 40-140%R, Acids 30-130%R	----	----	----	
	ALL	MSD	----	----		----	Water ≤20% RPD, Soil ≤30% RPD	----	----	----	

TUNE= Initial Tune (DFTPP)
ICAL = Initial Calibration
ICV= Initial Calibration Verification
CCAL=Continuing Calibration
CCC= Calibration Check Compound
L=Low, H= High NDR = Non Directional

LCS= Laboratory Control Sample
SR=Surrogate Recovery %
MS= Matrix Spike
MSD= Matrix Spike Duplicate
IS= Internal standard
MB= Method Blank

% RSD= Relative Standard Devaition
%R= % Recovery
%D= % Drift
RPD= Relative Percent Difference
A= Area counts compared to CCAL

RCP DQA SUMMARY TABLE

SIM MODE 0.050 to 2.00 ug/L

EPA Method 8270C

SPLP PAH

CTL Lab No.: **0315104, Revision 1.0**
Client: **Comprehensive Env. Inc.**
Project: **284-17**

CTL Sample #	Analyte	QC Type		Calibr. Date			RCP Criteria				Notes
2485	All SIM Compounds *	TUNE		3/25/15			See Method				No Anomalies
2485	All SIM Compounds *	ICAL Scan		3/25/15			≤15% RSD				No Anomalies
2485	All SIM Compounds *	ICV		3/25/15			80-120% R <20% Out OK but must be 65-135%R				No Anomalies

		QC Type	Result	Spike Value	%D	%R	RCP Criteria	Bias	RPD	RPD Bias	
2485	All SIM Compounds *	TUNE					See Method				No Anomalies
2485	All SIM Compounds *	CCAL					≤30%D, CCCs ≤20%D				No Anomalies
2485	All SIM Compounds *	MB	ND				<RL				No Anomalies
2485	All SIM Compounds *	LCS					BN 40-140%R, Acids 30-130%R				No Anomalies
2485	All SIM Compounds *	SR					BN 30-130%R, Acids 15-110%				No Anomalies
2485	All SIM Compounds *	IS					-50% to 100% A				No Anomalies
		MS	----	----		----	BN 40-140%R, Acids 30-130%R	----	----	----	
		MSD	----	----		----	Water ≤20% RPD, Soil ≤30% RPD	----	----	----	

TUNE= Initial Tune (DFTPP)
ICAL = Initial Calibration
ICV= Initial Calibration Verification
CCAL=Continuing Calibration
CCC= Calibration Check Compound
L=Low, H= High NDR = Non Directional

LCS= Laboratory Control Sample
SR=Surrogate Recovery %
MS= Matrix Spike
MSD= Matrix Spike Duplicate
IS= Internal standard
MB= Method Blank

% RSD= Relative Standard Devaition
%R= % Recovery
%D= % Drift
RPD= Relative Percent Difference
A= Area counts compared to CCAL

*** SIM compound list**

Acenaphthylene
Phenanthrene
Benzo(a)anthracene
Benzo(b)fluoranthene
Benzo(k)fluoranthene
Benzo(a)pyrene
Indeno(123cd)pyrene
Dibenzo(ah)anthracene

REASONABLE CONFIDENCE PROTOCOL
LABORATORY ANALYSIS QA/QC CERTIFICATION FORM

Laboratory Name:	**Connecticut Testing Lab's, Inc.**	Client:	**Comprehensive Env., Inc.**
Project Location:	**Former Police STA**	Project Number:	**284-17**
Laboratory Sample Id(s):	**3420, 3421, 3423**	Sampling Date(s):	**03/24/15**
List RCP Method(s) Used:	**8270, 8260, 8082, 7471, 7470, 6010, 1312, CT ETPH**	CTL Lab #:	**0315359**

Reactivation ☐ Date Reactivated:

1	For each analytical method referenced in this laboratory report package, were all specified QA/QC performance criteria followed, including the requirement to explain any criteria falling outside of acceptable guidelines, as specified in the CTDEP method-specific Reasonable Confidence Protocol documents?	☒ Yes ☐ No
1A	Were the method specified preservation and holding time requirements met?	☒ Yes ☐ No
1B	*VPH and EPH Methods only*: Was the VPH or EPH method conducted without significant modifications (see Section 11.3 of respective RCP methods)	☐ Yes ☐ No ☒ N/A
2	Were all samples received by the laboratory in a condition consistent with that described on the associated chain-of-custody document(s)?	☒ Yes ☐ No
3	Were samples received at an appropriate temperature? ☒ Iced ☐ No Ice ☐ Iced (insufficient time to cool samples)	☒ Yes ☐ No ☐ Na ☐ Time
4	Was all QA/QC performance criteria specified in the CTDEP Reasonable Confidence Protocol documents achieved?	☒ Yes ☐ No
5	a) Were reporting limits specified or referenced on the chain-of-custody? b) Were these reporting limits met?	☐ Yes ☒ No ☐ Yes ☐ No ☒ Na
6	For each analytical method referenced in this laboratory report package, were results reported for all constituents identified in the method-specific analyte lists presented in the Reasonable Confidence Protocol documents?	☐ Yes ☒ No Partial 8270 & 6010 lists
7	Are project-specific matrix spikes and laboratory duplicates included in this data set?	☐ Yes ☒ No

Notes: For all questions to which the response was "No" (with the exception of question #7), additional information must be provided in an attached narrative. If the answer to question #1, #1A, or #1B is "No", the data package does not meet the requirements for "Reasonable Confidence." This form may not be altered and all questions must be answered.

I, the undersigned, attest under the pains and penalties of perjury that, to the best of my knowledge and belief and based upon my personal inquiry of those responsible for providing the information contained in this analytical report, such information is accurate and complete.

Authorized Signature: _____ Position: **Lab Director PH-0547**

Printed Name: **Stephen J. Franco** Date: **03/31/15**

Name of Laboratory: **Connecticut Testing Laboratories, Inc.**

CASE NARRATIVE

Connecticut Testing Laboratories, Inc.

Prepared for:

Comprehensive Environmental Inc.
1 Hartford Square
New Britain, CT 06052

Order#: 0315359

Project: 284-17

The following samples were received as indicated below and on the attached Chain of Custody record. All analyses were performed within the holding time and with acceptable quality control results unless otherwise noted.

SAMPLE ID	LAB ID	MATRIX	Date Collected	Date Received
PS-MW3 (0-4)	3420	SOIL	03/24/2015	03/24/2015
PS-MW3 (10-12)	3421	SOIL	03/24/2015	03/24/2015
PS-MW3 (20-22)	3422	SOIL	03/24/2015	03/24/2015
Trip Blank	3423	WATER	03/24/2015	03/24/2015

No analytical was requested for CTL sample no. 3422.

The ETPH discrimination check meets RCP criteria.

There were no anomalies associated with the reported data.

The enclosed results of analyses are representative of the samples as received by the laboratory. Connecticut Testing Laboratories, Inc. makes no representations or certifications as to the methods of sample collection, sample identification, or transportation handling procedures used prior to our receipt of samples. To the best of my knowledge, the information contained in this report is accurate and complete.

Approved By: _____ Date: 4-7-15

Connecticut Testing Laboratories, Inc.

Date Samples Received: 03/24/2015

Client Name:	Comprehensive Environmental Inc.	CTL Lab No.:	0315359
Report Date:	03/31/2015	PO No:	284-17
		Analyst:	CP

RESULTS OF ANALYSIS

11 RCRA Metals -Total

Matrix Type:		SOIL	SOIL
CTL Sample No.:		3420	3421
Field ID:		PS-MW3 (0-4)	PS-MW3 (10-12)

Parameters	**Date Tested**	**RL**					**Method #**
Arsenic, Total-mg/kg	03/30/2015	1.0	ND	21.8			6010B
Barium, Total-mg/kg	03/30/2015	5	22	131			6010B
Cadmium, Total-mg/kg	03/30/2015	0.5	ND	ND			6010B
Chromium, Total-mg/kg	03/30/2015	0.5	8.5	8.3			6010B
Lead, Total-mg/kg	03/30/2015	0.5	23.7	5.8			6010B
Mercury, Total-mg/kg	03/30/2015	0.02	0.03	ND			7471A
Selenium, Total-mg/kg	03/30/2015	0.5	ND	ND			6010B
Silver, Total-mg/kg	03/30/2015	0.2	ND	ND			6010B
Copper, Total-mg/kg	03/30/2015	0.5	8.7	24.9			6010B
Nickel, Total-mg/kg	03/30/2015	0.5	7.7	13.2			6010B
Zinc, Total-mg/kg	03/30/2015	0.5	27.6	22.8			6010B

RL=Reporting Level ND = None Detected

Connecticut Testing Laboratories, Inc.
165 Gracey Avenue / Meriden, CT 06451
(203) 634-3731 (Fax) 630-1336
Certification CT-PH0547 / MA-CT035

Date Samples Received: 03/24/2015

Client Name:	Comprehensive Environmental Inc.	CTL Lab No.:	0315359
Report Date:	03/31/2015	PO No:	284-17
		Analyst:	CP

RESULTS OF ANALYSIS

SPLP 11 Metals

Matrix Type:			SOIL	SOIL			
CTL Sample No.:			3420	3421			
Field ID:			PS-MW3 (0-4)	PS-MW3 (10-12)			
Parameters	**Date Tested**	**RL**					**Method #**
Arsenic, SPLP-mg/L	03/30/2015	0.01	ND	ND			6010B/1312
Barium - SPLP-mg/L	03/30/2015	0.1	0.2	0.2			6010B/1312
Cadmium - SPLP-mg/L	03/30/2015	0.005	ND	ND			6010B/1312
Chromium, Total - SPLP-mg/L	03/30/2015	0.05	ND	ND			6010B/1312
Lead - SPLP-mg/L	03/30/2015	0.005	ND	ND			6010B/1312
Mercury - SPLP-mg/L	03/30/2015	0.002	ND	ND			7470A/1312
Selenium-SPLP-mg/L	03/30/2015	0.01	ND	ND			6010B/1312
Silver, SPLP-mg/L	03/30/2015	0.01	ND	ND			6010B/1312
Copper,SPLP-mg/L	03/30/2015	0.01	ND	0.01			6010B/1312
Nickel, SPLP-mg/L	03/30/2015	0.05	ND	ND			6010B/1312
Zinc-SPLP-mg/L	03/30/2015	0.05	0.07	ND			6010B/1312

RL=Reporting Level ND = None Detected

Connecticut Testing Laboratories, Inc.
165 Gracey Avenue / Meriden, CT 06451
(203) 634-3731 (Fax) 630-1336
Certification CT-PH0547 / MA-CT035

Date Samples Received: 03/24/2015

Client Name:	Comprehensive Environmental Inc.	CTL Lab No.:	0315359
Report Date:	03/31/2015	PO No:	284-17
Method #:	CT ETPH/3545	Analyst:	LP

RESULTS OF ANALYSIS

CTETPH-RCP

Matrix Type:	SOIL	SOIL
CTL Sample No.:	3420	3421
Field ID:	PS-MW3 (0-4)	PS-MW3 (10-12)
Date Analyzed:	03/26/2015	03/26/2015
Date Extracted:	03/24/2015	03/24/2015

Parameters	Units	RL				
CT ETPH	mg/kg	50	ND	ND		
1-Chloro-Octadecene	%	----	81	83		

RL=Reporting Level ND = None Detected

Connecticut Testing Laboratories, Inc.
165 Gracey Avenue / Meriden, CT 06451
(203) 634-3731 (Fax) 630-1336
Certification CT-PH0547 / MA-CT035

Date Samples Received: 03/24/2015

Client Name:	Comprehensive Environmental Inc.	CTL Lab No.:	0315359
Report Date:	03/31/2015	PO No:	284-17
Method #:	3545/8082A	Analyst:	SM

RESULTS OF ANALYSIS

EPA Method 8082 RCP

Matrix Type:	SOIL	SOIL
CTL Sample No.:	3420	3421
Field ID:	PS-MW3 (0-4)	PS-MW3 (10-12)
Date Analyzed:	03/26/2015	03/26/2015
Date Extracted:	03/25/2015	03/25/2015

Parameters	Units	RL				
Aroclor 1016	mg/kg	0.5	ND	ND		
Aroclor 1221	mg/kg	0.5	ND	ND		
Aroclor 1232	mg/kg	0.5	ND	ND		
Aroclor 1242	mg/kg	0.5	ND	ND		
Aroclor 1248	mg/kg	0.5	ND	ND		
Aroclor 1254	mg/kg	0.5	ND	ND		
Aroclor 1260	mg/kg	0.5	ND	ND		
PCBs, Total	mg/kg	0.5	ND	ND		
Decachlorobiphenyl-SR	%	----	91	100		
Tetrachloro-m-Xylene-SR	%	----	88	97		

RL=Reporting Level ND = None Detected

Connecticut Testing Laboratories, Inc.
165 Gracey Avenue / Meriden, CT 06451
(203) 634-3731 (Fax) 630-1336
Certification CT-PH0547 / MA-CT035

Date Samples Received: 03/24/2015

Client Name:	Comprehensive Environmental Inc.	CTL Lab No.:	0315359
Report Date:	03/31/2015	PO No:	284-17
Method #:	SW 5035/8260B	Analyst:	MDR

RESULTS OF ANALYSIS

EPA 8260B/5035 Volatile Organics RCP

Matrix Type:	SOIL	SOIL
CTL Sample No.:	3420	3421
Field ID:	PS-MW3 (0-4)	PS-MW3 (10-12)
Date Analyzed:	03/25/2015	03/25/2015
Date Extracted:	03/24/2015	03/24/2015

Parameters	Units	RL				
Dichlorodifluoromethane	ug/Kg	10	ND	ND		
Chloromethane	ug/Kg	10	ND	ND		
Vinyl chloride	ug/Kg	10	ND	ND		
Bromomethane	ug/Kg	10	ND	ND		
Chloroethane	ug/Kg	10	ND	ND		
Trichlorofluoromethane	ug/Kg	10	ND	ND		
Trichlorotrifluoroethane	ug/Kg	100	ND	ND		
Acetone	ug/Kg	100	ND	ND		
1,1-Dichloroethylene	ug/Kg	10	ND	ND		
Methylene chloride	ug/Kg	10	ND	ND		
Methyl tert-butyl ether (MTBE)	ug/Kg	10	ND	ND		
Carbon disulfide	ug/Kg	100	ND	ND		
Acrylonitrile	ug/Kg	10	ND	ND		
trans-1,2-Dichloroethylene	ug/Kg	10	ND	ND		
1,1-Dichloroethane	ug/Kg	10	ND	ND		
Methyl ethyl ketone	ug/Kg	50	ND	ND		
2,2-Dichloropropane	ug/Kg	10	ND	ND		
cis-1,2-Dichloroethylene	ug/Kg	10	ND	ND		
Tetrahydrofuran	ug/Kg	50	ND	ND		
Chloroform	ug/Kg	10	ND	ND		
Bromochloromethane	ug/Kg	10	ND	ND		
1,1,1-Trichloroethane	ug/Kg	10	ND	ND		
1,1-Dichloropropylene	ug/Kg	10	ND	ND		
Carbon tetrachloride	ug/Kg	10	ND	ND		
Benzene	ug/Kg	10	ND	ND		
1,2-Dichloroethane	ug/Kg	10	ND	ND		
Trichloroethylene	ug/Kg	10	ND	ND		
1,2-Dichloropropane	ug/Kg	10	ND	ND		
Bromodichloromethane	ug/Kg	10	ND	ND		
Dibromomethane	ug/Kg	10	ND	ND		
MIBK	ug/Kg	50	ND	ND		
cis-1,3-Dichloropropylene	ug/Kg	7	ND	ND		
Toluene	ug/Kg	10	ND	ND		
trans-1,3-Dichloropropylene	ug/Kg	7	ND	ND		

RL=Reporting Level ND = None Detected

Connecticut Testing Laboratories, Inc.
165 Gracey Avenue / Meriden, CT 06451
(203) 634-3731 (Fax) 630-1336
Certification CT-PH0547 / MA-CT035

Date Samples Received: 03/24/2015

Client Name:	Comprehensive Environmental Inc.	CTL Lab No.:	0315359
Report Date:	03/31/2015	PO No:	284-17
Method #:	SW 5035/8260B	Analyst:	MDR

RESULTS OF ANALYSIS

EPA 8260B/5035 Volatile Organics RCP

Matrix Type:	SOIL	SOIL
CTL Sample No.:	3420	3421
Field ID:	PS-MW3 (0-4)	PS-MW3 (10-12)
Date Analyzed:	03/25/2015	03/25/2015
Date Extracted:	03/24/2015	03/24/2015

Parameters	Units	RL				
1,1,2-Trichloroethane	ug/Kg	10	ND	ND		
Methyl butyl ketone	ug/Kg	50	ND	ND		
Tetrachloroethylene	ug/Kg	10	ND	ND		
1,3-Dichloropropane	ug/Kg	10	ND	ND		
Dibromochloromethane	ug/Kg	10	ND	ND		
1,2-Dibromoethane	ug/Kg	7	ND	ND		
Chlorobenzene	ug/Kg	10	ND	ND		
Ethyl Benzene	ug/Kg	10	ND	ND		
1,1,1,2-Tetrachloroethane	ug/Kg	10	ND	ND		
p/m-Xylene	ug/Kg	10	ND	ND		
o-Xylene	ug/Kg	10	ND	ND		
Styrene	ug/Kg	10	ND	ND		
Bromoform	ug/Kg	10	ND	ND		
Isopropylbenzene	ug/Kg	10	ND	ND		
1,1,2,2-Tetrachloroethane	ug/Kg	10	ND	ND		
Bromobenzene	ug/Kg	10	ND	ND		
n-Propylbenzene	ug/Kg	10	ND	ND		
1,2,3-Trichloropropane	ug/Kg	10	ND	ND		
2-Chlorotoluene	ug/Kg	10	ND	ND		
1,3,5-Trimethylbenzene	ug/Kg	10	ND	ND		
t-1,4-Dichloro-2-butene	ug/Kg	10	ND	ND		
4-Chlorotoluene	ug/Kg	10	ND	ND		
tert-Butylbenzene	ug/Kg	10	ND	ND		
1,2,4-Trimethylbenzene	ug/Kg	10	ND	ND		
p-Isopropyltoluene	ug/Kg	10	ND	ND		
1,3-Dichlorobenzene	ug/Kg	10	ND	ND		
sec-Butylbenzene	ug/Kg	10	ND	ND		
1,4-Dichlorobenzene	ug/Kg	10	ND	ND		
n-Butylbenzene	ug/Kg	10	ND	ND		
1,2-Dichlorobenzene	ug/Kg	10	ND	ND		
1,2-Dibromo-3-chloropropane	ug/Kg	10	ND	ND		
1,2,4-Trichlorobenzene	ug/Kg	10	ND	ND		
Hexachlorobutadiene	ug/Kg	50	ND	ND		
Naphthalene	ug/Kg	50	ND	ND		

RL=Reporting Level ND = None Detected

Connecticut Testing Laboratories, Inc.
165 Gracey Avenue / Meriden, CT 06451
(203) 634-3731 (Fax) 630-1336
Certification CT-PH0547 / MA-CT035

Date Samples Received: 03/24/2015

Client Name:	Comprehensive Environmental Inc.	CTL Lab No.:	0315359
Report Date:	03/31/2015	PO No:	284-17
Method #:	SW 5035/8260B	Analyst:	MDR

RESULTS OF ANALYSIS

EPA 8260B/5035 Volatile Organics RCP

Matrix Type:	SOIL	SOIL
CTL Sample No.:	3420	3421
Field ID:	PS-MW3 (0-4)	PS-MW3 (10-12)
Date Analyzed:	03/25/2015	03/25/2015
Date Extracted:	03/24/2015	03/24/2015

Parameters	Units	RL				
1,2,3-Trichlorobenzene	ug/Kg	10	ND	ND		
1,2-Dichloroethane-d4	%	----	107	86		
Toluene-d8	%	----	108	94		
4-Bromofluorobenzene	%	----	107	89		

RL=Reporting Level ND = None Detected

Connecticut Testing Laboratories, Inc.
165 Gracey Avenue / Meriden, CT 06451
(203) 634-3731 (Fax) 630-1336
Certification CT-PH0547 / MA-CT035

Date Samples Received: 03/24/2015

Client Name:	Comprehensive Environmental Inc.	CTL Lab No.:	0315359
Report Date:	03/31/2015	PO No:	284-17
Method #:	5030/8260B	Analyst:	MDR

RESULTS OF ANALYSIS

EPA 8260B Volatile Organics RCP

Matrix Type: WATER
CTL Sample No.: 3423
Field ID: Trip Blank
Date Analyzed: 03/25/2015
Date Extracted: 03/25/2015

Parameters	Units	RL				
Dichlorodifluoromethane	ug/L	0.5	ND			
Chloromethane	ug/L	0.5	ND			
Vinyl chloride	ug/L	0.5	ND			
Bromomethane	ug/L	0.5	ND			
Chloroethane	ug/L	0.5	ND			
Trichlorofluoromethane	ug/L	0.5	ND			
Trichlorotrifluoroethane	ug/L	0.5	ND			
Acetone	ug/L	5.0	ND			
1,1-Dichloroethylene	ug/L	0.5	ND			
Methylene chloride	ug/L	0.5	ND			
Methyl tert-butyl ether (MTBE)	ug/L	0.5	ND			
Carbon disulfide	ug/L	0.5	ND			
Acrylonitrile	ug/L	0.5	ND			
trans-1,2-Dichloroethylene	ug/L	0.5	ND			
1,1-Dichloroethane	ug/L	0.5	ND			
Methyl ethyl ketone	ug/L	5.0	ND			
2,2-Dichloropropane	ug/L	0.5	ND			
cis-1,2-Dichloroethylene	ug/L	0.5	ND			
Tetrahydrofuran	ug/L	5.0	ND			
Chloroform	ug/L	0.5	ND			
Bromochloromethane	ug/L	0.5	ND			
1,1,1-Trichloroethane	ug/L	0.5	ND			
1,1-Dichloropropylene	ug/L	0.5	ND			
Carbon tetrachloride	ug/L	0.5	ND			
Benzene	ug/L	0.5	ND			
1,2-Dichloroethane	ug/L	0.5	ND			
Trichloroethylene	ug/L	0.5	ND			
1,2-Dichloropropane	ug/L	0.5	ND			
Bromodichloromethane	ug/L	0.5	ND			
Dibromomethane	ug/L	0.5	ND			
MIBK	ug/L	5.0	ND			
cis-1,3-Dichloropropylene	ug/L	0.5	ND			
Toluene	ug/L	0.5	ND			
trans-1,3-Dichloropropylene	ug/L	0.5	ND			

RL=Reporting Level ND = None Detected

Date Samples Received: 03/24/2015

Client Name:	Comprehensive Environmental Inc.	CTL Lab No.:	0315359
Report Date:	03/31/2015	PO No:	284-17
Method #:	5030/8260B	Analyst:	MDR

RESULTS OF ANALYSIS

EPA 8260B Volatile Organics RCP

Matrix Type: WATER
CTL Sample No.: 3423
Field ID: Trip Blank
Date Analyzed: 03/25/2015
Date Extracted: 03/25/2015

Parameters	Units	RL				
1,1,2-Trichloroethane	ug/L	0.5	ND			
Methyl butyl ketone	ug/L	5.0	ND			
Tetrachloroethylene	ug/L	0.5	ND			
1,3-Dichloropropane	ug/L	0.5	ND			
Dibromochloromethane	ug/L	0.5	ND			
1,2-Dibromoethane	ug/L	0.5	ND			
Chlorobenzene	ug/L	0.5	ND			
Ethyl Benzene	ug/L	0.5	ND			
1,1,1,2-Tetrachloroethane	ug/L	0.5	ND			
p/m-Xylene	ug/L	0.5	ND			
o-Xylene	ug/L	0.5	ND			
Styrene	ug/L	0.5	ND			
Bromoform	ug/L	0.5	ND			
Isopropylbenzene	ug/L	0.5	ND			
1,1,2,2-Tetrachloroethane	ug/L	0.5	ND			
Bromobenzene	ug/L	0.5	ND			
n-Propylbenzene	ug/L	0.5	ND			
1,2,3-Trichloropropane	ug/L	0.5	ND			
2-Chlorotoluene	ug/L	0.5	ND			
1,2,4-Trimethylbenzene	ug/L	0.5	ND			
t-1,4-Dichloro-2-butene	ug/L	0.5	ND			
4-Chlorotoluene	ug/L	0.5	ND			
tert-Butylbenzene	ug/L	0.5	ND			
1,3,5-Trimethylbenzene	ug/L	0.5	ND			
p-Isopropyltoluene	ug/L	0.5	ND			
1,3-Dichlorobenzene	ug/L	0.5	ND			
sec-Butylbenzene	ug/L	0.5	ND			
1,4-Dichlorobenzene	ug/L	0.5	ND			
n-Butylbenzene	ug/L	0.5	ND			
1,2-Dichlorobenzene	ug/L	0.5	ND			
1,2-Dibromo-3-chloropropane	ug/L	0.5	ND			
1,2,4-Trichlorobenzene	ug/L	0.5	ND			
Hexachlorobutadiene	ug/L	0.45	ND			
Naphthalene	ug/L	0.5	ND			

RL=Reporting Level ND = None Detected

Connecticut Testing Laboratories, Inc.
165 Gracey Avenue / Meriden, CT 06451
(203) 634-3731 (Fax) 630-1336
Certification CT-PH0547 / MA-CT035

Date Samples Received: 03/24/2015

Client Name:	Comprehensive Environmental Inc.	CTL Lab No.:	0315359
Report Date:	03/31/2015	PO No:	284-17
Method #:	5030/8260B	Analyst:	MDR

RESULTS OF ANALYSIS

EPA 8260B Volatile Organics RCP

Matrix Type: WATER
CTL Sample No.: 3423
Field ID: Trip Blank
Date Analyzed: 03/25/2015
Date Extracted: 03/25/2015

Parameters	Units	RL				
1,2,3-Trichlorobenzene	ug/L	0.5	ND			
1,2-Dichloroethane-d4	%	----	97			
Toluene-d8	%	----	91			
4-Bromofluorobenzene	%	----	87			

RL=Reporting Level ND = None Detected

Connecticut Testing Laboratories, Inc.
165 Gracey Avenue / Meriden, CT 06451
(203) 634-3731 (Fax) 630-1336
Certification CT-PH0547 / MA-CT035

Date Samples Received: 03/24/2015

Client Name:	Comprehensive Environmental Inc.	CTL Lab No.:	0315359
Report Date:	03/31/2015	PO No:	284-17
Method #:	8270C - PAH	Analyst:	KM

RESULTS OF ANALYSIS

EPA 8270C PAH - RCP

Matrix Type:	SOIL	SOIL
CTL Sample No.:	3420	3421
Field ID:	PS-MW3 (0-4)	PS-MW3 (10-12)
Date Analyzed:	03/25/2015	03/25/2015
Date Extracted:	03/24/2015	03/24/2015

Parameters	Units	RL				
Naphthalene	ug/Kg	50	ND	ND		
2-Methylnaphthalene	ug/Kg	100	ND	ND		
2-Chloronaphthalene	ug/Kg	100	ND	ND		
Acenaphthylene	ug/Kg	50	ND	ND		
Acenaphthene	ug/Kg	50	ND	ND		
Fluorene	ug/Kg	50	ND	ND		
Phenanthrene	ug/Kg	50	162.0	ND		
Anthracene	ug/Kg	50	ND	ND		
Carbazole	ug/Kg	100	ND	ND		
Fluoranthene	ug/Kg	50	315.0	ND		
Pyrene	ug/Kg	50	263.0	ND		
Benzo(a)anthracene	ug/Kg	50	115.0	ND		
Chrysene	ug/Kg	50	162.0	ND		
Benzo(b)fluoranthene	ug/Kg	50	175.0	ND		
Benzo(k)fluoranthene	ug/Kg	50	64.0	ND		
Benzo(a)pyrene	ug/Kg	50	102.0	ND		
Indeno(1,2,3-cd)Pyrene	ug/Kg	50	81.0	ND		
Dibenzo(a,h)Anthracene	ug/Kg	100	ND	ND		
Benzo(g,h,i)Perylene	ug/Kg	100	106.0	ND		
Nitrobenzene-d5	%	----	98	99		
2-Fluorobiphenyl	%	----	97	101		
p-Terpenyl-d14	%	----	90	93		

RL=Reporting Level ND = None Detected

Connecticut Testing Laboratories, Inc.
165 Gracey Avenue / Meriden, CT 06451
(203) 634-3731 (Fax) 630-1336
Certification CT-PH0547 / MA-CT035

Connecticut Testing Laboratories, Inc.

QUALITY CONTROL REPORT

11 RCRA Metals -Total

Order#: 0315359

BLANK SOIL	LAB-ID #	Sample Concentr.	Spike Concentr.	QC Test Result	Pct (%) Recovery	RPD
Arsenic, Total-mg/kg	0045758-02			ND		
Barium, Total-mg/kg	0045758-02			ND		
Cadmium, Total-mg/kg	0045758-02			ND		
Chromium, Total-mg/kg	0045758-02			ND		
Lead, Total-mg/kg	0045758-02			ND		
Mercury, Total-mg/kg	0045758-02			ND		
Selenium, Total-mg/kg	0045758-02			ND		
Silver, Total-mg/kg	0045758-02			ND		
Copper, Total-mg/kg	0045758-02			ND		
Nickel, Total-mg/kg	0045758-02			ND		
Zinc, Total-mg/kg	0045758-02			ND		
CONTROL SOIL	**LAB-ID #**	**Sample Concentr.**	**Spike Concentr.**	**QC Test Result**	**Pct (%) Recovery**	**RPD**
Arsenic, Total-mg/kg	0045758-03		151	147	97.4%	
Barium, Total-mg/kg	0045758-03		262	250	95.4%	
Cadmium, Total-mg/kg	0045758-03		152	152	100.%	
Chromium, Total-mg/kg	0045758-03		117	114	97.4%	
Lead, Total-mg/kg	0045758-03		254	247	97.2%	
Mercury, Total-mg/kg	0045758-03		5.76	5.81	100.9%	
Selenium, Total-mg/kg	0045758-03		162	179	110.5%	
Silver, Total-mg/kg	0045758-03		44.3	43.1	97.3%	
Copper, Total-mg/kg	0045758-03		68.6	72.1	105.1%	
Nickel, Total-mg/kg	0045758-03		315	334	106.%	
Zinc, Total-mg/kg	0045758-03		306	301	98.4%	
DUPLICATE SOIL	**LAB-ID #**	**Sample Concentr.**	**Spike Concentr.**	**QC Test Result**	**Pct (%) Recovery**	**RPD**
Arsenic, Total-mg/kg	0000034-20	ND		ND		0.%
Barium, Total-mg/kg	0000034-20	22.0		18.0		20.%
Cadmium, Total-mg/kg	0000034-20	ND		ND		0.%
Chromium, Total-mg/kg	0000034-20	8.5		7.9		7.3%
Lead, Total-mg/kg	0000034-20	23.7		16.3		37.%
Mercury, Total-mg/kg	0000034-20	0.030		0.030		0.%
Selenium, Total-mg/kg	0000034-20	ND		ND		6.1%
Silver, Total-mg/kg	0000034-20	ND		ND		0.%
Copper, Total-mg/kg	0000034-20	8.7		7.1		20.3%
Nickel, Total-mg/kg	0000034-20	7.7		7.0		9.5%
Zinc, Total-mg/kg	0000034-20	27.6		22.6		19.9%

Connecticut Testing Laboratories, Inc.

QUALITY CONTROL REPORT

SPLP 11 Metals

Order#: 0315359

BLANK SOIL	LAB-ID #	Sample Concentr.	Spike Concentr.	QC Test Result	Pct (%) Recovery	RPD
Arsenic, SPLP-mg/L	0045754-02			ND		
Barium - SPLP-mg/L	0045754-02			ND		
Cadmium - SPLP-mg/L	0045754-02			ND		
Chromium, Total - SPLP-mg/L	0045754-02			ND		
Lead - SPLP-mg/L	0045754-02			ND		
Mercury - SPLP-mg/L	0045754-02			ND		
Selenium-SPLP-mg/L	0045754-02			ND		
Silver, SPLP-mg/L	0045754-02			ND		
Copper,SPLP-mg/L	0045754-02			ND		
Nickel, SPLP-mg/L	0045754-02			ND		
Zinc-SPLP-mg/L	0045754-02			ND		
CONTROL SOIL	LAB-ID #	Sample Concentr.	Spike Concentr.	QC Test Result	Pct (%) Recovery	RPD
Arsenic, SPLP-mg/L	0045754-03		0.438	0.412	94.1%	
Barium - SPLP-mg/L	0045754-03		0.365	0.377	103.3%	
Cadmium - SPLP-mg/L	0045754-03		0.334	0.345	103.3%	
Chromium, Total - SPLP-mg/L	0045754-03		0.797	0.802	100.6%	
Lead - SPLP-mg/L	0045754-03		1.42	1.5	105.6%	
Mercury - SPLP-mg/L	0045754-03		0.00340	0.00360	105.9%	
Selenium-SPLP-mg/L	0045754-03		0.521	0.531	101.9%	
Silver, SPLP-mg/L	0045754-03		0.384	0.379	98.7%	
Copper,SPLP-mg/L	0045754-03		0.180	0.183	103.4%	
Nickel, SPLP-mg/L	0045754-03		1.71	1.66	97.1%	
Zinc-SPLP-mg/L	0045754-03		1.53	1.58	103.3%	
DUPLICATE SOIL	LAB-ID #	Sample Concentr.	Spike Concentr.	QC Test Result	Pct (%) Recovery	RPD
Arsenic, SPLP-mg/L	0000034-20	ND		ND		0.%
Barium - SPLP-mg/L	0000034-20	0.20		0.20		0.%
Cadmium - SPLP-mg/L	0000034-20	ND		ND		0.%
Chromium, Total - SPLP-mg/L	0000034-20	ND		ND		0.%
Lead - SPLP-mg/L	0000034-20	ND		ND		0.%
Mercury - SPLP-mg/L	0000034-20	ND		ND		0.%
Selenium-SPLP-mg/L	0000034-20	ND		ND		0.%
Silver, SPLP-mg/L	0000034-20	ND		ND		0.%
Copper,SPLP-mg/L	0000034-20	ND		ND		0.%
Nickel, SPLP-mg/L	0000034-20	ND		ND		0.%
Zinc-SPLP-mg/L	0000034-20	0.070		0.080		13.3%

Connecticut Testing Laboratories, Inc.

QUALITY CONTROL REPORT

CTETPH-RCP

Order#: 0315359

BLANK SOIL	LAB-ID #	Sample Concentr.	Spike Concentr.	QC Test Result	Pct (%) Recovery	RPD
CT ETPH-mg/kg	0045786-02			ND		
CONTROL SOIL	**LAB-ID #**	**Sample Concentr.**	**Spike Concentr.**	**QC Test Result**	**Pct (%) Recovery**	**RPD**
CT ETPH-mg/kg	0045786-03		680	626	92.1%	

Type of QC	Surrogates	% Recovered	QC Limits (%)	
BLANK	1-Chloro-Octadecene	63%	50	150
Type of QC	**Surrogates**	**% Recovered**	**QC Limits (%)**	
CONTROL	1-Chloro-Octadecene	76%	50	150

Connecticut Testing Laboratories, Inc.

QUALITY CONTROL REPORT

EPA Method 8082 RCP

Order#: 0315359

BLANK SOIL	LAB-ID #	Sample Concentr.	Spike Concentr.	QC Test Result	Pct (%) Recovery	RPD
Aroclor 1016-mg/kg	0045722-02			ND		
Aroclor 1221-mg/kg	0045722-02			ND		
Aroclor 1232-mg/kg	0045722-02			ND		
Aroclor 1242-mg/kg	0045722-02			ND		
Aroclor 1248-mg/kg	0045722-02			ND		
Aroclor 1254-mg/kg	0045722-02			ND		
Aroclor 1260-mg/kg	0045722-02			ND		
CONTROL SOIL	LAB-ID #	Sample Concentr.	Spike Concentr.	QC Test Result	Pct (%) Recovery	RPD
Aroclor 1016-mg/kg	0045722-03		10.0	11.2	112.%	
Aroclor 1260-mg/kg	0045722-03		10.0	11.5	115.%	

Type of QC	Surrogates	% Recovered	QC Limits (%)	
BLANK	Decachlorobiphenyl-SR	93%	70	130
BLANK	Tetrachloro-m-Xylene-SR	91%	70	130
Type of QC	**Surrogates**	**% Recovered**	**QC Limits (%)**	
CONTROL	Decachlorobiphenyl-SR	97%	30	150
CONTROL	Tetrachloro-m-Xylene-SR	97%	30	150

Connecticut Testing Laboratories, Inc.

QUALITY CONTROL REPORT

EPA 8260B/5035 Volatile Organics RCP

Order#: 0315359

BLANK SOIL	LAB-ID #	Sample Concentr.	Spike Concentr.	QC Test Result	Pct (%) Recovery	RPD
Dichlorodifluoromethane-ug/Kg	0045720-02			ND		
Chloromethane-ug/Kg	0045720-02			ND		
Vinyl chloride-ug/Kg	0045720-02			ND		
Bromomethane-ug/Kg	0045720-02			ND		
Chloroethane-ug/Kg	0045720-02			ND		
Trichlorofluoromethane-ug/Kg	0045720-02			ND		
Trichlorotrifluoroethane-ug/Kg	0045720-02			ND		
Acetone-ug/Kg	0045720-02			ND		
1,1-Dichloroethylene-ug/Kg	0045720-02			ND		
Methylene chloride-ug/Kg	0045720-02			ND		
Methyl tert-butyl ether (MTBE)-ug/Kg	0045720-02			ND		
Carbon disulfide-ug/Kg	0045720-02			ND		
Acrylonitrile-ug/Kg	0045720-02			ND		
trans-1,2-Dichloroethylene-ug/Kg	0045720-02			ND		
1,1-Dichloroethane-ug/Kg	0045720-02			ND		
Methyl ethyl ketone-ug/Kg	0045720-02			ND		
2,2-Dichloropropane-ug/Kg	0045720-02			ND		
cis-1,2-Dichloroethylene-ug/Kg	0045720-02			ND		
Tetrahydrofuran-ug/Kg	0045720-02			ND		
Chloroform-ug/Kg	0045720-02			ND		
Bromochloromethane-ug/Kg	0045720-02			ND		
1,1,1-Trichloroethane-ug/Kg	0045720-02			ND		
1,1-Dichloropropylene-ug/Kg	0045720-02			ND		
Carbon tetrachloride-ug/Kg	0045720-02			ND		
Benzene-ug/Kg	0045720-02			ND		
1,2-Dichloroethane-ug/Kg	0045720-02			ND		
Trichloroethylene-ug/Kg	0045720-02			ND		
1,2-Dichloropropane-ug/Kg	0045720-02			ND		
Bromodichloromethane-ug/Kg	0045720-02			ND		
Dibromomethane-ug/Kg	0045720-02			ND		
MIBK-ug/Kg	0045720-02			ND		
cis-1,3-Dichloropropylene-ug/Kg	0045720-02			ND		
Toluene-ug/Kg	0045720-02			ND		
trans-1,3-Dichloropropylene-ug/Kg	0045720-02			ND		
1,1,2-Trichloroethane-ug/Kg	0045720-02			ND		
Methyl butyl ketone-ug/Kg	0045720-02			ND		
Tetrachloroethylene-ug/Kg	0045720-02			ND		
1,3-Dichloropropane-ug/Kg	0045720-02			ND		
Dibromochloromethane-ug/Kg	0045720-02			ND		
1,2-Dibromoethane-ug/Kg	0045720-02			ND		

Connecticut Testing Laboratories, Inc.

QUALITY CONTROL REPORT

EPA 8260B/5035 Volatile Organics RCP

Order#: 0315359

BLANK SOIL	LAB-ID #	Sample Concentr.	Spike Concentr.	QC Test Result	Pct (%) Recovery	RPD
Chlorobenzene-ug/Kg	0045720-02			ND		
Ethyl Benzene-ug/Kg	0045720-02			ND		
1,1,1,2-Tetrachloroethane-ug/Kg	0045720-02			ND		
p/m-Xylene-ug/Kg	0045720-02			ND		
o-Xylene-ug/Kg	0045720-02			ND		
Styrene-ug/Kg	0045720-02			ND		
Bromoform-ug/Kg	0045720-02			ND		
Isopropylbenzene-ug/Kg	0045720-02			ND		
1,1,2,2-Tetrachloroethane-ug/Kg	0045720-02			ND		
Bromobenzene-ug/Kg	0045720-02			ND		
n-Propylbenzene-ug/Kg	0045720-02			ND		
1,2,3-Trichloropropane-ug/Kg	0045720-02			ND		
2-Chlorotoluene-ug/Kg	0045720-02			ND		
1,3,5-Trimethylbenzene-ug/Kg	0045720-02			ND		
t-1,4-Dichloro-2-butene-ug/Kg	0045720-02			ND		
4-Chlorotoluene-ug/Kg	0045720-02			ND		
tert-Butylbenzene-ug/Kg	0045720-02			ND		
1,2,4-Trimethylbenzene-ug/Kg	0045720-02			ND		
p-Isopropyltoluene-ug/Kg	0045720-02			ND		
1,3-Dichlorobenzene-ug/Kg	0045720-02			ND		
sec-Butylbenzene-ug/Kg	0045720-02			ND		
1,4-Dichlorobenzene-ug/Kg	0045720-02			ND		
n-Butylbenzene-ug/Kg	0045720-02			ND		
1,2-Dichlorobenzene-ug/Kg	0045720-02			ND		
1,2-Dibromo-3-chloropropane-ug/Kg	0045720-02			ND		
1,2,4-Trichlorobenzene-ug/Kg	0045720-02			ND		
Hexachlorobutadiene-ug/Kg	0045720-02			ND		
Naphthalene-ug/Kg	0045720-02			ND		
1,2,3-Trichlorobenzene-ug/Kg	0045720-02			ND		
CONTROL SOIL	**LAB-ID #**	**Sample Concentr.**	**Spike Concentr.**	**QC Test Result**	**Pct (%) Recovery**	**RPD**
Dichlorodifluoromethane-ug/Kg	0045720-03		160	188	117.5%	
Chloromethane-ug/Kg	0045720-03		160	162	101.3%	
Vinyl chloride-ug/Kg	0045720-03		160	156	97.5%	
Bromomethane-ug/Kg	0045720-03		160	173	108.1%	
Chloroethane-ug/Kg	0045720-03		160	163	101.9%	
Trichlorofluoromethane-ug/Kg	0045720-03		160	167	104.4%	
Trichlorotrifluoroethane-ug/Kg	0045720-03		160	161	100.6%	
Acetone-ug/Kg	0045720-03		160	178	111.3%	
1,1-Dichloroethylene-ug/Kg	0045720-03		160	165	103.1%	

Connecticut Testing Laboratories, Inc.

QUALITY CONTROL REPORT

EPA 8260B/5035 Volatile Organics RCP

Order#: 0315359

CONTROL SOIL	LAB-ID #	Sample Concentr.	Spike Concentr.	QC Test Result	Pct (%) Recovery	RPD
Methylene chloride-ug/Kg	0045720-03		160	153	95.6%	
Methyl tert-butyl ether (MTBE)-ug/Kg	0045720-03		160	162	101.3%	
Carbon disulfide-ug/Kg	0045720-03		160	162	101.3%	
Acrylonitrile-ug/Kg	0045720-03		160	200	125.%	
trans-1,2-Dichloroethylene-ug/Kg	0045720-03		160	163	101.9%	
1,1-Dichloroethane-ug/Kg	0045720-03		160	169	105.6%	
Methyl ethyl ketone-ug/Kg	0045720-03		160	170	106.3%	
2,2-Dichloropropane-ug/Kg	0045720-03		160	175	109.4%	
cis-1,2-Dichloroethylene-ug/Kg	0045720-03		160	160	100.%	
Tetrahydrofuran-ug/Kg	0045720-03		160	141	88.1%	
Chloroform-ug/Kg	0045720-03		160	151	94.4%	
Bromochloromethane-ug/Kg	0045720-03		160	144	90.%	
1,1,1-Trichloroethane-ug/Kg	0045720-03		160	166	103.8%	
1,1-Dichloropropylene-ug/Kg	0045720-03		160	164	102.5%	
Carbon tetrachloride-ug/Kg	0045720-03		160	164	102.5%	
Benzene-ug/Kg	0045720-03		160	152	95.%	
1,2-Dichloroethane-ug/Kg	0045720-03		160	150	93.8%	
Trichloroethylene-ug/Kg	0045720-03		160	175	109.4%	
1,2-Dichloropropane-ug/Kg	0045720-03		160	165	103.1%	
Bromodichloromethane-ug/Kg	0045720-03		160	162	101.3%	
Dibromomethane-ug/Kg	0045720-03		160	160	100.%	
MIBK-ug/Kg	0045720-03		160	154	96.3%	
cis-1,3-Dichloropropylene-ug/Kg	0045720-03		160	157	98.1%	
Toluene-ug/Kg	0045720-03		160	164	102.5%	
trans-1,3-Dichloropropylene-ug/Kg	0045720-03		160	153	95.6%	
1,1,2-Trichloroethane-ug/Kg	0045720-03		160	153	95.6%	
Methyl butyl ketone-ug/Kg	0045720-03		160	181	113.1%	
Tetrachloroethylene-ug/Kg	0045720-03		160	145	90.6%	
1,3-Dichloropropane-ug/Kg	0045720-03		160	160	100.%	
Dibromochloromethane-ug/Kg	0045720-03		160	160	100.%	
1,2-Dibromoethane-ug/Kg	0045720-03		160	158	98.8%	
Chlorobenzene-ug/Kg	0045720-03		160	153	95.6%	
Ethyl Benzene-ug/Kg	0045720-03		160	157	98.1%	
1,1,1,2-Tetrachloroethane-ug/Kg	0045720-03		160	166	103.8%	
p/m-Xylene-ug/Kg	0045720-03		320	341	106.6%	
o-Xylene-ug/Kg	0045720-03		160	166	103.8%	
Styrene-ug/Kg	0045720-03		160	162	101.3%	
Bromoform-ug/Kg	0045720-03		160	151	94.4%	
Isopropylbenzene-ug/Kg	0045720-03		160	149	93.1%	
1,1,2,2-Tetrachloroethane-ug/Kg	0045720-03		160	148	92.5%	

Connecticut Testing Laboratories, Inc.

QUALITY CONTROL REPORT

EPA 8260B/5035 Volatile Organics RCP

Order#: 0315359

CONTROL SOIL	LAB-ID #	Sample Concentr.	Spike Concentr.	QC Test Result	Pct (%) Recovery	RPD
Bromobenzene-ug/Kg	0045720-03		160	152	95.%	
n-Propylbenzene-ug/Kg	0045720-03		160	152	95.%	
1,2,3-Trichloropropane-ug/Kg	0045720-03		160	155	96.9%	
2-Chlorotoluene-ug/Kg	0045720-03		160	156	97.5%	
1,3,5-Trimethylbenzene-ug/Kg	0045720-03		160	163	101.9%	
t-1,4-Dichloro-2-butene-ug/Kg	0045720-03		160	154	96.3%	
4-Chlorotoluene-ug/Kg	0045720-03		160	166	103.8%	
tert-Butylbenzene-ug/Kg	0045720-03		160	154	96.3%	
1,2,4-Trimethylbenzene-ug/Kg	0045720-03		160	161	100.6%	
p-Isopropyltoluene-ug/Kg	0045720-03		160	167	104.4%	
1,3-Dichlorobenzene-ug/Kg	0045720-03		160	153	95.6%	
sec-Butylbenzene-ug/Kg	0045720-03		160	152	95.%	
1,4-Dichlorobenzene-ug/Kg	0045720-03		160	152	95.%	
n-Butylbenzene-ug/Kg	0045720-03		160	162	101.3%	
1,2-Dichlorobenzene-ug/Kg	0045720-03		160	156	97.5%	
1,2-Dibromo-3-chloropropane-ug/Kg	0045720-03		160	161	100.6%	
1,2,4-Trichlorobenzene-ug/Kg	0045720-03		160	171	106.9%	
Hexachlorobutadiene-ug/Kg	0045720-03		160	175	109.4%	
Naphthalene-ug/Kg	0045720-03		160	165	103.1%	
1,2,3-Trichlorobenzene-ug/Kg	0045720-03		160	162	101.3%	

Type of QC	Surrogates	% Recovered	QC Limits (%)	
BLANK	1,2-Dichloroethane-d4	90%	70	130
BLANK	Toluene-d8	94%	70	130
BLANK	4-Bromofluorobenzene	90%	70	130
Type of QC	**Surrogates**	**% Recovered**	**QC Limits (%)**	
CONTROL	1,2-Dichloroethane-d4	90%	70	130
CONTROL	Toluene-d8	92%	70	130
CONTROL	4-Bromofluorobenzene	88%	70	130

Connecticut Testing Laboratories, Inc.

QUALITY CONTROL REPORT

EPA 8260B Volatile Organics RCP

Order#: 0315359

BLANK WATER	LAB-ID #	Sample Concentr.	Spike Concentr.	QC Test Result	Pct (%) Recovery	RPD
Dichlorodifluoromethane-ug/L	0045717-02			ND		
Chloromethane-ug/L	0045717-02			ND		
Vinyl chloride-ug/L	0045717-02			ND		
Bromomethane-ug/L	0045717-02			ND		
Chloroethane-ug/L	0045717-02			ND		
Trichlorofluoromethane-ug/L	0045717-02			ND		
Trichlorotrifluoroethane-ug/L	0045717-02			ND		
Acetone-ug/L	0045717-02			ND		
1,1-Dichloroethylene-ug/L	0045717-02			ND		
Methylene chloride-ug/L	0045717-02			ND		
Methyl tert-butyl ether (MTBE)-ug/L	0045717-02			ND		
Carbon disulfide-ug/L	0045717-02			ND		
Acrylonitrile-ug/L	0045717-02			ND		
trans-1,2-Dichloroethylene-ug/L	0045717-02			ND		
1,1-Dichloroethane-ug/L	0045717-02			ND		
Methyl ethyl ketone-ug/L	0045717-02			ND		
2,2-Dichloropropane-ug/L	0045717-02			ND		
cis-1,2-Dichloroethylene-ug/L	0045717-02			ND		
Tetrahydrofuran-ug/L	0045717-02			ND		
Chloroform-ug/L	0045717-02			ND		
Bromochloromethane-ug/L	0045717-02			ND		
1,1,1-Trichloroethane-ug/L	0045717-02			ND		
1,1-Dichloropropylene-ug/L	0045717-02			ND		
Carbon tetrachloride-ug/L	0045717-02			ND		
Benzene-ug/L	0045717-02			ND		
1,2-Dichloroethane-ug/L	0045717-02			ND		
Trichloroethylene-ug/L	0045717-02			ND		
1,2-Dichloropropane-ug/L	0045717-02			ND		
Bromodichloromethane-ug/L	0045717-02			ND		
Dibromomethane-ug/L	0045717-02			ND		
MIBK-ug/L	0045717-02			ND		
cis-1,3-Dichloropropylene-ug/L	0045717-02			ND		
Toluene-ug/L	0045717-02			ND		
trans-1,3-Dichloropropylene-ug/L	0045717-02			ND		
1,1,2-Trichloroethane-ug/L	0045717-02			ND		
Methyl butyl ketone-ug/L	0045717-02			ND		
Tetrachloroethylene-ug/L	0045717-02			ND		
1,3-Dichloropropane-ug/L	0045717-02			ND		
Dibromochloromethane-ug/L	0045717-02			ND		
1,2-Dibromoethane-ug/L	0045717-02			ND		

Connecticut Testing Laboratories, Inc.

QUALITY CONTROL REPORT

EPA 8260B Volatile Organics RCP

Order#: 0315359

BLANK WATER	LAB-ID #	Sample Concentr.	Spike Concentr.	QC Test Result	Pct (%) Recovery	RPD
Chlorobenzene-ug/L	0045717-02			ND		
Ethyl Benzene-ug/L	0045717-02			ND		
1,1,1,2-Tetrachloroethane-ug/L	0045717-02			ND		
p/m-Xylene-ug/L	0045717-02			ND		
o-Xylene-ug/L	0045717-02			ND		
Styrene-ug/L	0045717-02			ND		
Bromoform-ug/L	0045717-02			ND		
Isopropylbenzene-ug/L	0045717-02			ND		
1,1,2,2-Tetrachloroethane-ug/L	0045717-02			ND		
Bromobenzene-ug/L	0045717-02			ND		
n-Propylbenzene-ug/L	0045717-02			ND		
1,2,3-Trichloropropane-ug/L	0045717-02			ND		
2-Chlorotoluene-ug/L	0045717-02			ND		
1,2,4-Trimethylbenzene-ug/L	0045717-02			ND		
t-1,4-Dichloro-2-butene-ug/L	0045717-02			ND		
4-Chlorotoluene-ug/L	0045717-02			ND		
tert-Butylbenzene-ug/L	0045717-02			ND		
1,3,5-Trimethylbenzene-ug/L	0045717-02			ND		
p-Isopropyltoluene-ug/L	0045717-02			ND		
1,3-Dichlorobenzene-ug/L	0045717-02			ND		
sec-Butylbenzene-ug/L	0045717-02			ND		
1,4-Dichlorobenzene-ug/L	0045717-02			ND		
n-Butylbenzene-ug/L	0045717-02			ND		
1,2-Dichlorobenzene-ug/L	0045717-02			ND		
1,2-Dibromo-3-chloropropane-ug/L	0045717-02			ND		
1,2,4-Trichlorobenzene-ug/L	0045717-02			ND		
Hexachlorobutadiene-ug/L	0045717-02			ND		
Naphthalene-ug/L	0045717-02			ND		
1,2,3-Trichlorobenzene-ug/L	0045717-02			ND		

CONTROL WATER	LAB-ID #	Sample Concentr.	Spike Concentr.	QC Test Result	Pct (%) Recovery	RPD
Dichlorodifluoromethane-ug/L	0045717-03		48.0	40.0	83.3%	
Chloromethane-ug/L	0045717-03		48.0	43.0	89.6%	
Vinyl chloride-ug/L	0045717-03		48.0	44.0	91.7%	
Bromomethane-ug/L	0045717-03		48.0	43.0	89.6%	
Chloroethane-ug/L	0045717-03		48.0	47.0	97.9%	
Trichlorofluoromethane-ug/L	0045717-03		48.0	43.0	89.6%	
Trichlorotrifluoroethane-ug/L	0045717-03		48.0	45.0	93.8%	
Acetone-ug/L	0045717-03		48.0	38.0	79.2%	
1,1-Dichloroethylene-ug/L	0045717-03		48.0	49.0	102.1%	

Connecticut Testing Laboratories, Inc.

QUALITY CONTROL REPORT

EPA 8260B Volatile Organics RCP

Order#: 0315359

CONTROL WATER	LAB-ID #	Sample Concentr.	Spike Concentr.	QC Test Result	Pct (%) Recovery	RPD
Methylene chloride-ug/L	0045717-03		48.0	49.0	102.1%	
Methyl tert-butyl ether (MTBE)-ug/L	0045717-03		48.0	47.0	97.9%	
Carbon disulfide-ug/L	0045717-03		48.0	48.0	100.%	
Acrylonitrile-ug/L	0045717-03		48.0	57.0	118.8%	
trans-1,2-Dichloroethylene-ug/L	0045717-03		48.0	49.0	102.1%	
1,1-Dichloroethane-ug/L	0045717-03		48.0	48.0	100.%	
Methyl ethyl ketone-ug/L	0045717-03		48.0	43.0	89.6%	
2,2-Dichloropropane-ug/L	0045717-03		48.0	40.0	83.3%	
cis-1,2-Dichloroethylene-ug/L	0045717-03		48.0	47.0	97.9%	
Tetrahydrofuran-ug/L	0045717-03		48.0	46.0	95.8%	
Chloroform-ug/L	0045717-03		48.0	45.0	93.8%	
Bromochloromethane-ug/L	0045717-03		48.0	40.0	83.3%	
1,1,1-Trichloroethane-ug/L	0045717-03		48.0	46.0	95.8%	
1,1-Dichloropropylene-ug/L	0045717-03		48.0	46.0	95.8%	
Carbon tetrachloride-ug/L	0045717-03		48.0	47.0	97.9%	
Benzene-ug/L	0045717-03		48.0	49.0	102.1%	
1,2-Dichloroethane-ug/L	0045717-03		48.0	47.0	97.9%	
Trichloroethylene-ug/L	0045717-03		48.0	45.0	93.8%	
1,2-Dichloropropane-ug/L	0045717-03		48.0	46.0	95.8%	
Bromodichloromethane-ug/L	0045717-03		48.0	44.0	91.7%	
Dibromomethane-ug/L	0045717-03		48.0	41.0	85.4%	
MIBK-ug/L	0045717-03		48.0	38.0	79.2%	
cis-1,3-Dichloropropylene-ug/L	0045717-03		48.0	43.0	89.6%	
Toluene-ug/L	0045717-03		48.0	48.0	100.%	
trans-1,3-Dichloropropylene-ug/L	0045717-03		48.0	43.0	89.6%	
1,1,2-Trichloroethane-ug/L	0045717-03		48.0	42.0	87.5%	
Methyl butyl ketone-ug/L	0045717-03		48.0	35.0	72.9%	
Tetrachloroethylene-ug/L	0045717-03		48.0	47.0	97.9%	
1,3-Dichloropropane-ug/L	0045717-03		48.0	45.0	93.8%	
Dibromochloromethane-ug/L	0045717-03		48.0	41.0	85.4%	
1,2-Dibromoethane-ug/L	0045717-03		48.0	43.0	89.6%	
Chlorobenzene-ug/L	0045717-03		48.0	44.0	91.7%	
Ethyl Benzene-ug/L	0045717-03		48.0	46.0	95.8%	
1,1,1,2-Tetrachloroethane-ug/L	0045717-03		48.0	42.0	87.5%	
p/m-Xylene-ug/L	0045717-03		96.0	95.0	99.%	
o-Xylene-ug/L	0045717-03		48.0	46.0	95.8%	
Styrene-ug/L	0045717-03		48.0	45.0	93.8%	
Bromoform-ug/L	0045717-03		48.0	43.0	89.6%	
Isopropylbenzene-ug/L	0045717-03		48.0	45.0	93.8%	
1,1,2,2-Tetrachloroethane-ug/L	0045717-03		48.0	40.0	83.3%	

Connecticut Testing Laboratories, Inc.

QUALITY CONTROL REPORT

EPA 8260B Volatile Organics RCP

Order#: 0315359

CONTROL WATER	LAB-ID #	Sample Concentr.	Spike Concentr.	QC Test Result	Pct (%) Recovery	RPD
Bromobenzene-ug/L	0045717-03		48.0	44.0	91.7%	
n-Propylbenzene-ug/L	0045717-03		48.0	44.0	91.7%	
1,2,3-Trichloropropane-ug/L	0045717-03		48.0	43.0	89.6%	
2-Chlorotoluene-ug/L	0045717-03		48.0	45.0	93.8%	
1,2,4-Trimethylbenzene-ug/L	0045717-03		48.0	44.0	91.7%	
t-1,4-Dichloro-2-butene-ug/L	0045717-03		48.0	47.0	97.9%	
4-Chlorotoluene-ug/L	0045717-03		48.0	44.0	91.7%	
tert-Butylbenzene-ug/L	0045717-03		48.0	43.0	89.6%	
1,3,5-Trimethylbenzene-ug/L	0045717-03		48.0	44.0	91.7%	
p-Isopropyltoluene-ug/L	0045717-03		48.0	44.0	91.7%	
1,3-Dichlorobenzene-ug/L	0045717-03		48.0	44.0	91.7%	
sec-Butylbenzene-ug/L	0045717-03		48.0	45.0	93.8%	
1,4-Dichlorobenzene-ug/L	0045717-03		48.0	43.0	89.6%	
n-Butylbenzene-ug/L	0045717-03		48.0	44.0	91.7%	
1,2-Dichlorobenzene-ug/L	0045717-03		48.0	42.0	87.5%	
1,2-Dibromo-3-chloropropane-ug/L	0045717-03		48.0	41.0	85.4%	
1,2,4-Trichlorobenzene-ug/L	0045717-03		48.0	42.0	87.5%	
Hexachlorobutadiene-ug/L	0045717-03		48.0	44.0	91.7%	
Naphthalene-ug/L	0045717-03		48.0	42.0	87.5%	
1,2,3-Trichlorobenzene-ug/L	0045717-03		48.0	42.0	87.5%	

Type of QC	Surrogates	% Recovered	QC Limits (%)	
BLANK	1,2-Dichloroethane-d4	96%	70	130
BLANK	Toluene-d8	94%	70	130
BLANK	4-Bromofluorobenzene	85%	70	130
Type of QC	**Surrogates**	**% Recovered**	**QC Limits (%)**	
CONTROL	1,2-Dichloroethane-d4	85%	70	130
CONTROL	Toluene-d8	90%	70	130
CONTROL	4-Bromofluorobenzene	96%	70	130

Connecticut Testing Laboratories, Inc.

QUALITY CONTROL REPORT

EPA 8270C PAH - RCP

Order#: 0315359

BLANK SOIL	LAB-ID #	Sample Concentr.	Spike Concentr.	QC Test Result	Pct (%) Recovery	RPD
Naphthalene-ug/Kg	0045712-02			ND		
2-Methylnaphthalene-ug/Kg	0045712-02			ND		
2-Chloronaphthalene-ug/Kg	0045712-02			ND		
Acenaphthylene-ug/Kg	0045712-02			ND		
Acenaphthene-ug/Kg	0045712-02			ND		
Fluorene-ug/Kg	0045712-02			ND		
Phenanthrene-ug/Kg	0045712-02			ND		
Anthracene-ug/Kg	0045712-02			ND		
Carbazole-ug/Kg	0045712-02			ND		
Fluoranthene-ug/Kg	0045712-02			ND		
Pyrene-ug/Kg	0045712-02			ND		
Benzo(a)anthracene-ug/Kg	0045712-02			ND		
Chrysene-ug/Kg	0045712-02			ND		
Benzo(b)fluoranthene-ug/Kg	0045712-02			ND		
Benzo(k)fluoranthene-ug/Kg	0045712-02			ND		
Benzo(a)pyrene-ug/Kg	0045712-02			ND		
Indeno(1,2,3-cd)Pyrene-ug/Kg	0045712-02			ND		
Dibenzo(a,h)Anthracene-ug/Kg	0045712-02			ND		
Benzo(g,h,i)Perylene-ug/Kg	0045712-02			ND		
CONTROL SOIL	LAB-ID #	Sample Concentr.	Spike Concentr.	QC Test Result	Pct (%) Recovery	RPD
Naphthalene-ug/Kg	0045712-03		600	641	106.8%	
2-Methylnaphthalene-ug/Kg	0045712-03		600	588	98.%	
2-Chloronaphthalene-ug/Kg	0045712-03		600	592	98.7%	
Acenaphthylene-ug/Kg	0045712-03		600	572	95.3%	
Acenaphthene-ug/Kg	0045712-03		600	610	101.7%	
Fluorene-ug/Kg	0045712-03		600	602	100.3%	
Phenanthrene-ug/Kg	0045712-03		600	608	101.3%	
Anthracene-ug/Kg	0045712-03		600	618	103.%	
Carbazole-ug/Kg	0045712-03		600	634	105.7%	
Fluoranthene-ug/Kg	0045712-03		600	590	98.3%	
Pyrene-ug/Kg	0045712-03		600	593	98.8%	
Benzo(a)anthracene-ug/Kg	0045712-03		600	540	90.%	
Chrysene-ug/Kg	0045712-03		600	591	98.5%	
Benzo(b)fluoranthene-ug/Kg	0045712-03		600	461	76.8%	
Benzo(k)fluoranthene-ug/Kg	0045712-03		600	491	81.8%	
Benzo(a)pyrene-ug/Kg	0045712-03		600	465	77.5%	
Indeno(1,2,3-cd)Pyrene-ug/Kg	0045712-03		600	503	83.8%	
Dibenzo(a,h)Anthracene-ug/Kg	0045712-03		600	510	85.%	
Benzo(g,h,i)Perylene-ug/Kg	0045712-03		600	509	84.8%	

Connecticut Testing Laboratories, Inc.

QUALITY CONTROL REPORT

EPA 8270C PAH - RCP

Order#: 0315359

Type of QC	Surrogates	% Recovered	QC Limits (%)	
BLANK	Nitrobenzene-d5	96%	70	130
BLANK	2-Fluorobiphenyl	96%	70	130
BLANK	p-Terpenyl-d14	95%	40	130
Type of QC	**Surrogates**	**% Recovered**	**QC Limits (%)**	
CONTROL	Nitrobenzene-d5	98%	30	130
CONTROL	2-Fluorobiphenyl	95%	30	130
CONTROL	p-Terpenyl-d14	97%	30	130

RCP DQA SUMMARY TABLE

EPA Method 6010B
SPLP EPA 1312
EPA 3050B

CTL Lab # 0315359
Client: Comprehensive Environmental Inc.
Project: 284-17

CTL Sample #	Analyte	QC Type	Date Tested	Spike Value	Result	RCP Criteria	%R	RPD	Bias	DEVIATIONS
3420,3421	8 RCRA (less Hg)	ICAL	3/30/2015	3 Levels	Pass	"r" > 0.995				No Anomalies
3420,3421	8 RCRA (less Hg)	ICV	3/30/2015	Varies	Pass	±10% TV				No Anomalies
3420,3421	8 RCRA (less Hg)	ICVD	3/30/2015	Varies	Pass	<5% RPD				No Anomalies
3420,3421	8 RCRA (less Hg)	ICB	3/30/2015	0.0	Pass	<RL				No Anomalies
3420,3421	8 RCRA (less Hg)	LLCC	3/30/2015	</=RL	Pass	±30% except Sb, As, Co & Tl +50%				No Anomalies
3420,3421	8 RCRA (less Hg)	CCV	3/30/2015	1.00	Pass	±10% TV				No Anomalies
3420,3421	8 RCRA (less Hg)	CCVD	3/30/2015	1.00	Pass	<5% RPD				No Anomalies
3420,3421	8 RCRA (less Hg)	CCB	3/30/2015	0.0	Pass	<RL				No Anomalies
3420,3421	8 RCRA (less Hg)	ICSA/B	3/30/2015	Varies	Pass	±20%				No Anomalies
3420,3421	8 RCRA (less Hg)	MB	3/30/2015	0.0	Pass	Targets<RL				No Anomalies
3420,3421	8 RCRA (less Hg)	LCS	3/30/2015	Varies	Pass	±20%R				No Anomalies
	8 RCRA (less Hg)	MS	----	Varies	----	75-125% R	----	----	----	
3420	8 RCRA (less Hg)	MD	3/30/2015	----	Fail	<20% RPD Aqueous, <35% RPD Solid				Method 3050B Pb 37% RPD
	8 RCRA (less Hg)	MSD	----	Varies	----	<20% RPD Aqueous, <35% RPD Solid	----	----	----	

ICAL = Initial Calibration
ICV= Initial Calibration Verification
ICVD= Intial Caibration Verification Dupe
ICB= Initial Calibration Blank
LLCC= Low Level Calibration Check (CRDL)
CCV= Continuing Calibration Verification
CCVD= Continuing Calibration Verification Duplicate

CCB= Continuing Calibration Blank
ICSA/B= Interference Check Standards
MB= Method Blank
LCS= Laboratory Control Sample
MS= Matrix Spike
MSD= Matrix Spike Duplicate
MD= Matrix Duplicate

"r"= Correlation Coefficient
TV= True Value
RPD= Relative Percent Difference
%R= % Recovery
RL= reporting Level

RCP DQA SUMMARY TABLE

EPA Method 7470A/7471A
SPLP EPA 1312
Mass Analysis

CTL Lab No.: 0315359
Client: Comprehensive Environmental Inc.
Project: 284-17

CTL Sample #	Analyte	QC Type	Date Tested	Spike Value	Result	RCP Criteria	%R	RPD	Bias	DEVIATIONS
3420,3421	Mercury	ICAL	3/30/2015	6 Levels	Pass	"r" > 0.995				No Anomalies
3420,3421	Mercury	ICV	3/30/2015	Varies	Pass	±10% TV				No Anomalies
3420,3421	Mercury	ICB	3/30/2015	0.0	Pass	<RL				No Anomalies
3420,3421	Mercury	Beg CCV	3/30/2015	0.005	Pass	±20% TV				No Anomalies
3420,3421	Mercury	CCB	3/30/2015	0.0	Pass	<RL				No Anomalies
3420,3421	Mercury	MB	3/30/2015	0.0	Pass	<RL				No Anomalies
3420,3421	Mercury	LCS	3/30/2015	Varies	Pass	±20% TV Aqueous, 95% CL				No Anomalies
3420	Mercury	MD	3/30/2015	----	Pass	±20% RPD Aqueous, ±35% RPD				No Anomalies
	Mercury	MS	----	Varies	----	75-125% R	----	----	----	
	Mercury	MSD	----	Varies	----	75-125% R	----	----	----	
3420,3421	Mercury	End CCV	3/30/2015	0.005	Pass	±20% TV				No Anomalies

ICAL = Initial Calibration
ICV= Initial Calibration Verification
ICB= Initial Calibration Blank
Beg CCV= Beginning Continuing Calibration Verification
CCB= Continuing Calibration Verification
End CCV= End Continuing Calibration Verification

MB= Method Blank
LCS= Laboratory Control Sample
MD= Matrix Dupe
MS= Matrix Spike
MSD= Matrix Spike Duplicate

r= Correlation Coefficient
TV= True Value
RL= Reporting Level
CL = Confidence Limits
RPD= Relative Percent Difference
%R= % Recovery

CONNECTICUT TESTING LAB'S, INC.

RCP DQA SUMMARY TABLE

CT ETPH

CTL Lab # 0315359
Client: Comprehensive Environmental
Project: 284-17

CTL Sample #	Analyte	QC Type		Calibr. Date			Criteria				Notes
3420 & 3421	CT ETPH	ICAL		1/20/15			≤30% RSD				No Anomalies
3420 & 3421	CT ETPH	ICV		1/20/15			See Method				No Anomalies
3420 & 3421	CT ETPH	DChk		1/20/15			+/- 20% D				Meets Method Requirements

		QC Type	Result	Spike Value	%D	%R	Criteria	Bias	RPD	RPD Bias	
3420 & 3421	CT ETPH	CCAL					+/-30%D				No Anomalies
3420 & 3421	CT ETPH	DChk					Pass				Meets Method Requirements
3420 & 3421	CT ETPH	MB	ND				Targets <RL				No Anomalies
3420 & 3421	CT ETPH	LCS					60-120%R				No Anomalies
3420 & 3421	CT ETPH	SR					50-150%R				No Anomalies
---	CT ETPH	MS	----	----		----	50-150%R	----	----	----	---
---	CT ETPH	MSD	----	----		----	50-150%R RPD≤30	----	----	----	---

L=Low H= High NDR=Non Directional
ICAL = Initial Calibration
ICV= Initial Calibration Verification
DChk= Discrimination Check
CCAL=Continuing Calibration

MB= Method Blank
LCS= Laboratory Control Sample
SR= Surrogate Recovery
MS= Matrix Spike
MSD= Matrix Spike Duplicate

RSD= Relative Standard Deviation
%D=% Drift
%R= % Recovery
RPD= Relative Percent Difference

RCP DQA SUMMARY TABLE

EPA Method 8082

CTL Lab No.: 0315359
Client: Comprehensive Environmental
Project: 284-17

CTL Sample #	Analyte	QC Type		Calibr. Date			RCP Criteria				Notes
3420 & 3421	Ac1016, Ac1221, Ac1232, Ac1242, Ac 1248, Ac1254, Ac 1260	ICAL	6 Levels	03/25/15			%RSD≤20				No Anomalies
3420 & 3421	ALL	ICV	2nd Source	03/25/15			----				No Anomalies

		QC Type	Result	Spike Value	%D	%R	RCP Criteria	Bias	RPD	RPD Bias	
3420 & 3421	Ac1016, Ac1260	Beg CCAL					≤15% D				No Anomalies
3420 & 3421	Ac1016, Ac1221, Ac1232, Ac1242, Ac 1248, Ac1254, Ac 1260	MB	ND				Targets <RL				No Anomalies
3420 & 3421	Ac1016, Ac1260	LCS					40-140% R				No Anomalies
3420 & 3421	Decachlorobiphenyl, Tetrachloro-m-xylene	SR					30-150% R				No Anomalies
	Ac1016, Ac1260	MS	----	----		----	40-140% R	----			
	Ac1016, Ac1260	MSD	----	----		----	≤50% RPD	----	----	----	
3420 & 3421	Ac1016, Ac1260	End CCAL					≤15% D				No Anomalies

L=Low H=High NDR=Non Directional
ICAL = Initial Calibration
Beg CCAL= Beginning Continuing Calibration
End CCAL=End Continuing Calibration
MB= Method Blank

LCS= Laboratory Control Sample
SR=Surrogate Recovery %
MS= Matrix Spike
MSD= Matrix Spike Duplicate

RSD= Relative Standard Deviation
%D= % Drift
%R= % Recovery
RPD= Relative Percent Difference
RL= Reporting Level

CONNECTICUT TESTING LAB'S, INC.

RCP DQA SUMMARY TABLE

EPA Method 8260B / 5035
SOIL

CTL Lab No.: 0315359
Client: Comprehensive Environmental Inc.
Project: 284-17

CTL Sample #	Analyte	QC Type		Calibr. Date	%DEV	RF	RCP Criteria	Bias			Notes
3420, 3421	ALL	ICAL		3/20/15			≤15% RSD, CCCs ≤30% RSD,				No Anomalies
3420, 3421	ALL	ICV		3/20/15			+/- 20% Dev				No Anomalies
3420, 3421	ALL	ITUNE		3/20/15			See Method				No Anomalies

		QC Type	Result	Spike Value	%D	%R	RCP Criteria	Bias	RPD	RPD Bias	
3420, 3421	ALL	CCAL					+/-30%D				No Anomalies
3420, 3421	ALL	TUNE					See Method				No Anomalies
3420, 3421	ALL	MB	ND				<RL				No Anomalies
3420, 3421	ALL	LCS					70-130%R				No Anomalies
3420, 3421	ALL	SR					70-130%R				No Anomalies
3420, 3421	ALL	IS					50% to 200% A				No Anomalies
	ALL	MS	----	----		----	70-130%R	----			
	ALL	MSD	----	----		----	RPD≤30%	----	----	----	
	ALL	DUPE	----	----		----	RPD≤30%	----	----	----	

L=Low H= High NDR=Non Directional
ITUNE= Initial Tune BFB
ICAL = Initial Calibration
ICV= Initial Calibration Verification 2nd Sou
CCAL=Continuing Calibration
A= Area counts compared to CCAL
CCCs= Calibration Check Compounds

MB= Method Blank
LCS= Laboratory Control Sample
SR=Surrogate Recovery %
MS= Matrix Spike
MSD= Matrix Spike Duplicate

% RSD= Relative Standard Deviation
%R= % Recovery
%D= % Drift
RPD= Relative Percent Difference
IS= Internal Standard

RCP DQA SUMMARY TABLE

EPA Method 8260B

CTL Lab No.: 0315359
Client: Comprehensive Environmental Inc.
Project: 284-17

CTL Sample #	Analyte	QC Type		Calibr. Date	%DEV	RF	RCP Criteria	Bias			Notes
3423	ALL	ICAL		3/22/15			≤15% RSD, CCCs ≤30% RSD, RF≥0.05				No Anomalies
3423	ALL	ICV		3/22/15			+/- 20% Dev				No Anomalies
3423	ALL	ITUNE		3/22/15			See Method				No Anomalies

		QC Type	Result	Spike Value	%D	%R	RCP Criteria	Bias	RPD	RPD Bias	
3423	ALL	CCAL					+/-30%D				No Anomalies
3423	ALL	TUNE					See Method				No Anomalies
3423	ALL	MB	ND				<RL				No Anomalies
3423	ALL	LCS					70-130%R				No Anomalies
3423	ALL	SR					70-130%R				No Anomalies
3423	ALL	IS					50% to 200% A				No Anomalies
	ALL	MS	----	----		----	70-130%R	----			
	ALL	MSD	----	----		----	RPD≤30%	----	----	----	
	ALL	DUPE	----	----		----	RPD≤30%	----	----	----	

BATCH = Series of samples analyzed under one DQA summary.

Bias: L=Low H= High NDR=Non Directional

ITUNE= Initial Tune BFB
ICAL = Initial Calibration
ICV= Initial Calibration Verification 2nd Source
CCAL=Continuing Calibration
A= Area counts compared to CCAL
CCCs= Calibration Check Compounds

MB= Method Blank
LCS= Laboratory Control Sample
SR=Surrogate Recovery %
MS= Matrix Spike
MSD= Matrix Spike Dupe
DUPE= Laboratory Duplicate

% RSD= Relative Standard Deviation
%R= % Recovery
%D= % Drift
RPD= Relative Percent Difference
IS= Internal Standard
ND= None Detected

RCP DQA SUMMARY TABLE

EPA Method 8270C
PAH

CTL Lab No.: 0315359
Client: Comprehensive Environmental Inc.
Project: 284-17

CTL Sample #	Analyte	QC Type		Calibr. Date	%D	RF	RCP Criteria	Bias			Notes
3420-3421	ALL	TUNE		2/20/15			See Method				No Anomalies
3420-3421	ALL	ICAL		2/20/15			≤15% RSD				No Anomalies
3420-3421	ALL	ICAL RF		2/20/15			≥ 0.05				No Anomalies
3420-3421	ALL	ICV		2/20/15			80-120% R				No Anomalies

		QC Type	Result	Spike Value	%D	%R	RCP Criteria	Bias	RPD	RPD Bias	
3420-3421	ALL	TUNE					See Method				No Anomalies
3420-3421	ALL	CCAL					≤30%D, CCCs ≤20%D				No Anomalies
3420-3421	ALL	MB	ND				<RL				No Anomalies
3420-3421	ALL	LCS					BN 40-140%R, Acids 30-130%R				No Anomalies
3420-3421	ALL	SR					BN 30-130%R, Acids 15-110%				No Anomalies
3420-3421	ALL	IS					50% to 200% A				No Anomalies
	ALL	MS	----	----		----	BN 40-140%R, Acids 30-130%R	----	----	----	
	ALL	MSD	----	----		----	Water ≤20% RPD, Soil ≤30% RPD	----	----	----	

L=Low, H= High NDR = Non Directional

TUNE= Initial Tune (DFTPP)
ICAL = Initial Calibration
ICV= Initial Calibration Verification
CCAL=Continuing Calibration
MB= Method Blank
CCC= Calibration Check Compound

LCS= Laboratory Control Sample
SR=Surrogate Recovery %
MS= Matrix Spike
MSD= Matrix Spike Duplicate
IS= Internal standard

% RSD= Relative Standard Devaition
%R= % Recovery
%D= % Drift
RPD= Relative Percent Difference
A= Area counts compared to CCAL

April 07, 2015

Comprehensive Environmental Inc.
225 Cedar Hill Street
Marlborough, MA 01752

Attn: Ms. Jessica Cajigas

Please find attached laboratory report(s) for the samples submitted on:
March 24, 2015.

SUBMITTED ADDITIONAL DATA ON APRIL 15, 2015.

All pertinent information for this analysis is located on the report. Should it be necessary to contact us regarding billing or the test results, please have the following information readily available:

Lab No.	: 0315359
PO/Job No.	: 284-17
Invoice No.	: 191670
Customer No.	: 3282

Please contact us if you have any questions.

Very truly yours,

Stephen J. Franco
Laboratory Director
PH-0547

connecticut testing laboratories inc.
WATER ▪ SOIL ▪ AIR

STEPHEN J. FRANCO
Laboratory Director
PHONE ▪ 203/634-3731
www.ctl-web.com / ctestlab@erols.com
165 GRACEY AVENUE ▪ MERIDEN, CT ▪ 06451

REASONABLE CONFIDENCE PROTOCOL
LABORATORY ANALYSIS QA/QC CERTIFICATION FORM

Laboratory Name:	**Connecticut Testing Lab's, Inc.**	Client:	**Comprehensive Env., Inc.**
Project Location:	**Former Police STA**	Project Number:	**284-17**
Laboratory Sample Id(s):	**3422**	Sampling Date(s):	**03/24/15**
List RCP Method(s) Used:	**6010**	CTL Lab #:	**0315359, Revision 1.0**

Reactivation ☒ Date Reactivated: 04/06/15

1	For each analytical method referenced in this laboratory report package, were all specified QA/QC performance criteria followed, including the requirement to explain any criteria falling outside of acceptable guidelines, as specified in the CTDEP method-specific Reasonable Confidence Protocol documents?	☒ Yes ☐ No
1A	Were the method specified preservation and holding time requirements met?	☒ Yes ☐ No
1B	*VPH and EPH Methods only*: Was the VPH or EPH method conducted without significant modifications (see Section 11.3 of respective RCP methods)	☐ Yes ☐ No ☒ N/A
2	Were all samples received by the laboratory in a condition consistent with that described on the associated chain-of-custody document(s)?	☒ Yes ☐ No
3	Were samples received at an appropriate temperature? ☒ Iced ☐ No Ice ☐ Iced (insufficient time to cool samples)	☒ Yes ☐ No ☐ Na ☐ Time
4	Was all QA/QC performance criteria specified in the CTDEP Reasonable Confidence Protocol documents achieved?	☒ Yes ☐ No
5	a) Were reporting limits specified or referenced on the chain-of-custody? b) Were these reporting limits met?	☐ Yes ☒ No ☐ Yes ☐ No ☒ Na
6	For each analytical method referenced in this laboratory report package, were results reported for all constituents identified in the method-specific analyte lists presented in the Reasonable Confidence Protocol documents?	☐ Yes ☒ No Partial 6010 list
7	Are project-specific matrix spikes and laboratory duplicates included in this data set?	☐ Yes ☒ No

Notes: For all questions to which the response was "No" (with the exception of question #7), additional information must be provided in an attached narrative. If the answer to question #1, #1A, or #1B is "No", the data package does not meet the requirements for "Reasonable Confidence." This form may not be altered and all questions must be answered.

I, the undersigned, attest under the pains and penalties of perjury that, to the best of my knowledge and belief and based upon my personal inquiry of those responsible for providing the information contained in this analytical report, such information is accurate and complete.

Authorized Signature: _____ Position: **Lab Director PH-0547**

Printed Name: **Stephen J. Franco** Date: **4/14/15**

Name of Laboratory: **Connecticut Testing Laboratories, Inc.**

CASE NARRATIVE

Connecticut Testing Laboratories, Inc.

Prepared for:

Comprehensive Environmental Inc.
1 Hartford Square
New Britain, CT 06052

Order#: 0315359

Project: 284-17

The following samples were received as indicated below and on the attached Chain of Custody record. All analyses were performed within the holding time and with acceptable quality control results unless otherwise noted.

SAMPLE ID	LAB ID	MATRIX	Date Collected	Date Received
PS-MW3 (0-4)	3420	SOIL	03/24/2015	03/24/2015
PS-MW3 (10-12)	3421	SOIL	03/24/2015	03/24/2015
PS-MW3 (20-22)	3422	SOIL	03/24/2015	03/24/2015
Trip Blank	3423	WATER	03/24/2015	03/24/2015

Revision 1.0

Additional Arsenic analysis was requested for CTL sample no. 3422 on 04/06/15.

There were no anomalies associated with the reported data.

The enclosed results of analyses are representative of the samples as received by the laboratory. Connecticut Testing Laboratories, Inc. makes no representations or certifications as to the methods of sample collection, sample identification, or transportation handling procedures used prior to our receipt of samples. To the best of my knowledge, the information contained in this report is accurate and complete.

Approved By: _____ Date: 4/24/15

Connecticut Testing Laboratories, Inc.

Date Samples Received: 03/24/2015

Client Name:	Comprehensive Environmental Inc.	CTL Lab No.:	0315359
Report Date:	04/14/2015	PO No:	284-17
		Analyst:	CP

RESULTS OF ANALYSIS

Matrix Type: SOIL
CTL Sample No.: 3422
Field ID: PS-MW3 (20-22)

Parameters	Date Tested	RL					Method #
Arsenic, Total-mg/kg	04/11/2015	1.0	ND				6010B

RL=Reporting Level ND = None Detected

Connecticut Testing Laboratories, Inc.
165 Gracey Avenue / Meriden, CT 06451
(203) 634-3731 (Fax) 630-1336
Certification CT-PH0547 / MA-CT035

Connecticut Testing Laboratories, Inc.

QUALITY CONTROL REPORT

Test Parameters

Order#: 0315359

BLANK SOIL	LAB-ID #	Sample Concentr.	Spike Concentr.	QC Test Result	Pct (%) Recovery	RPD
Arsenic, Total-mg/kg	0045977-01			ND		
CONTROL SOIL	**LAB-ID #**	**Sample Concentr.**	**Spike Concentr.**	**QC Test Result**	**Pct (%) Recovery**	**RPD**
Arsenic, Total-mg/kg	0045977-02		151	144	95.4%	

RCP DQA SUMMARY TABLE

EPA Method 6010B
EPA 3050B

CTL Lab # 0315359, Revision 1.0
Client: Comprehensive Environmental Inc.
Project: 284-17

CTL Sample #	Analyte	QC Type	Date Tested	Spike Value	Result	RCP Criteria	%R	RPD	Bias	DEVIATIONS
3422	As	ICAL	4/11/2015	3 Levels	Pass	"r" > 0.995				No Anomalies
3422	As	ICV	4/11/2015	Varies	Pass	±10% TV				No Anomalies
3422	As	ICVD	4/11/2015	Varies	Pass	<5% RPD				No Anomalies
3422	As	ICB	4/11/2015	0.0	Pass	<RL				No Anomalies
3422	As	LLCC	4/11/2015	</=RL	Pass	±30% except Sb, As, Co & Tl ±50%				No Anomalies
3422	As	CCV	4/11/2015	1.00	Pass	±10% TV				No Anomalies
3422	As	CCVD	4/11/2015	1.00	Pass	<5% RPD				No Anomalies
3422	As	CCB	4/11/2015	0.0	Pass	<RL				No Anomalies
3422	As	ICSA/B	4/11/2015	Varies	Pass	±20%				No Anomalies
3422	As	MB	4/11/2015	0.0	Pass	Targets<RL				No Anomalies
3422	As	LCS	4/11/2015	Varies	Pass	±20%R				No Anomalies
	As	MS	----	Varies	----	75-125% R	----	----	----	
	As	MD	----	----	----	<20% RPD Aqueous, <35% RPD Solid	----	----	----	
	As	MSD	----	Varies	----	<20% RPD Aqueous, <35% RPD Solid	----	----	----	

ICAL = Initial Calibration
ICV= Initial Calibration Verification
ICVD= Intial Caibration Verification Dupe
ICB= Initial Calibration Blank
LLCC= Low Level Calibration Check (CRDL)
CCV= Continuing Calibration Verification
CCVD= Continuing Calibration Verification Duplicate

CCB= Continuing Calibration Blank
ICSA/B= Interference Check Standards
MB= Method Blank
LCS= Laboratory Control Sample
MS= Matrix Spike
MSD= Matrix Spike Duplicate
MD= Matrix Duplicate

"r"= Correlation Coefficient
TV= True Value
RPD= Relative Percent Difference
%R= % Recovery
RL= reporting Level

REASONABLE CONFIDENCE PROTOCOL
LABORATORY ANALYSIS QA/QC CERTIFICATION FORM

Laboratory Name:	Connecticut Testing Lab's, Inc.	Client:	Comprehensive Env., Inc.
Project Location:	Former Police Station/Tufano	Project Number:	284-17
Laboratory Sample Id(s):	3485-3494	Sampling Date(s):	03/24/15
List RCP Method(s) Used:	8270, 8260, 8082, 7471, 7470, 6010, 1312, CT ETPH	CTL Lab #:	0315381

Reactivation ☐ Date Reactivated:

1	For each analytical method referenced in this laboratory report package, were all specified QA/QC performance criteria followed, including the requirement to explain any criteria falling outside of acceptable guidelines, as specified in the CTDEP method-specific Reasonable Confidence Protocol documents?	☒ Yes ☐ No
1A	Were the method specified preservation and holding time requirements met?	☒ Yes ☐ No
1B	*VPH and EPH Methods only*: Was the VPH or EPH method conducted without significant modifications (see Section 11.3 of respective RCP methods)	☐ Yes ☐ No ☒ N/A
2	Were all samples received by the laboratory in a condition consistent with that described on the associated chain-of-custody document(s)?	☒ Yes ☐ No
3	Were samples received at an appropriate temperature? ☒ Iced ☐ No Ice ☐ Iced (insufficient time to cool samples)	☒ Yes ☐ No ☐ Na ☐ Time
4	Was all QA/QC performance criteria specified in the CTDEP Reasonable Confidence Protocol documents achieved?	☒ Yes ☐ No
5	a) Were reporting limits specified or referenced on the chain-of-custody? b) Were these reporting limits met?	☒ Yes ☐ No ☒ Yes ☐ No
6	For each analytical method referenced in this laboratory report package, were results reported for all constituents identified in the method-specific analyte lists presented in the Reasonable Confidence Protocol documents?	☐ Yes ☒ No Partial 6010 & 8270 lists
7	Are project-specific matrix spikes and laboratory duplicates included in this data set?	☐ Yes ☒ No

Notes: For all questions to which the response was "No" (with the exception of question #7), additional information must be provided in an attached narrative. If the answer to question #1, #1A, or #1B is "No", the data package does not meet the requirements for "Reasonable Confidence." This form may not be altered and all questions must be answered.

I, the undersigned, attest under the pains and penalties of perjury that, to the best of my knowledge and belief and based upon my personal inquiry of those responsible for providing the information contained in this analytical report, such information is accurate and complete.

Authorized Signature: _____ Position: **Lab Director PH-0547**

Printed Name: **Stephen J. Franco** Date: **04/06/15**

Name of Laboratory: **Connecticut Testing Laboratories, Inc.**

CASE NARRATIVE

Connecticut Testing Laboratories, Inc.

Prepared for:

Comprehensive Environmental Inc.
1 Hartford Square
New Britain, CT 06052

Order#: 0315381

Project: 284-17

The following samples were received as indicated below and on the attached Chain of Custody record. All analyses were performed within the holding time and with acceptable quality control results unless otherwise noted.

SAMPLE ID	LAB ID	MATRIX	Date Collected	Date Received
PS-B1 (0-2)	3485	SOIL	03/24/2015	03/25/2015
PS-B2 (0-2)	3486	SOIL	03/24/2015	03/25/2015
PS-B3 (0-2)	3487	SOIL	03/24/2015	03/25/2015
PS-B4 (0-2)	3488	SOIL	03/24/2015	03/25/2015
PS-B12 (0-2)	3489	SOIL	03/24/2015	03/25/2015
T-B1 (0-2)	3490	SOIL	03/24/2015	03/25/2015
T-B303 (2.5-3.5)	3491	SOIL	03/24/2015	03/25/2015
T-B3 (0-2)	3492	SOIL	03/24/2015	03/25/2015
Trip Blank	3493	WATER	03/24/2015	03/25/2015
Equipment Blank	3494	WATER	03/24/2015	03/25/2015

The ETPH discrimination check meets RCP criteria.

There were no anomalies associated with the reported data.

The enclosed results of analyses are representative of the samples as received by the laboratory. Connecticut Testing Laboratories, Inc. makes no representations or certifications as to the methods of sample collection, sample identification, or transportation handling procedures used prior to our receipt of samples. To the best of my knowledge, the information contained in this report is accurate and complete.

Approved By: _____ Date: 4/16/15

Connecticut Testing Laboratories, Inc.

Date Samples Received: 03/25/2015

Client Name:	Comprehensive Environmental Inc.	CTL Lab No.:	0315381
Report Date:	04/06/2015	PO No:	284-17
		Analyst:	CP

RESULTS OF ANALYSIS

11 RCRA Metals -Total

Matrix Type:			SOIL	SOIL	SOIL	SOIL
CTL Sample No.:			3489	3490	3491	3492
Field ID:			PS-B12 (0-2)	T-B1 (0-2)	T-B303 (2.5-3.5)	T-B3 (0-2)
Parameters	**Date Tested**	**RL**				**Method #**
Arsenic, Total-mg/kg	03/30/2015	1.0	ND	ND	ND	ND	6010B
Barium, Total-mg/kg	03/30/2015	5	34	46	45	67	6010B
Cadmium, Total-mg/kg	03/30/2015	0.5	ND	ND	ND	ND	6010B
Chromium, Total-mg/kg	03/30/2015	0.5	4.2	6.9	8.7	11.8	6010B
Lead, Total-mg/kg	03/30/2015	0.5	12.1	15.5	19.3	13.7	6010B
Mercury, Total-mg/kg	03/31/2015	0.02	ND	0.02	0.03	ND	7471A
Selenium, Total-mg/kg	03/30/2015	0.5	ND	ND	ND	ND	6010B
Silver, Total-mg/kg	03/30/2015	0.2	ND	ND	ND	ND	6010B
Copper, Total-mg/kg	03/30/2015	0.5	50.2	36.5	37.9	34.2	6010B
Nickel, Total-mg/kg	03/30/2015	0.5	16.5	13.9	16.9	20.2	6010B
Zinc, Total-mg/kg	03/30/2015	0.5	52.1	32.4	39.4	60.1	6010B

RL=Reporting Level ND = None Detected

Connecticut Testing Laboratories, Inc.
165 Gracey Avenue / Meriden, CT 06451
(203) 634-3731 (Fax) 630-1336
Certification CT-PH0547 / MA-CT035

Date Samples Received: 03/25/2015

Client Name:	Comprehensive Environmental Inc.	CTL Lab No.:	0315381
Report Date:	04/06/2015	PO No:	284-17
		Analyst:	CP

RESULTS OF ANALYSIS

SPLP 11 Metals

Matrix Type:			SOIL	SOIL	SOIL	SOIL
CTL Sample No.:			3489	3490	3491	3492
Field ID:			PS-B12 (0-2)	T-B1 (0-2)	T-B303 (2.5-3.5)	T-B3 (0-2)
Parameters	**Date Tested**	**RL**				**Method #**
Arsenic, SPLP-mg/L	03/30/2015	0.01	ND	ND	ND	ND	6010B/1312
Barium - SPLP-mg/L	03/30/2015	0.1	0.1	ND	ND	ND	6010B/1312
Cadmium - SPLP-mg/L	03/30/2015	0.005	ND	ND	ND	ND	6010B/1312
Chromium, Total - SPLP-mg/L	03/30/2015	0.05	ND	ND	ND	ND	6010B/1312
Lead - SPLP-mg/L	03/30/2015	0.005	ND	ND	ND	ND	6010B/1312
Mercury - SPLP-mg/L	03/31/2015	0.002	ND	ND	ND	ND	7470A/1312
Selenium-SPLP-mg/L	03/30/2015	0.01	ND	ND	ND	ND	6010B/1312
Silver, SPLP-mg/L	03/30/2015	0.01	ND	ND	ND	ND	6010B/1312
Copper,SPLP-mg/L	03/30/2015	0.01	0.01	0.01	0.01	0.01	6010B/1312
Nickel, SPLP-mg/L	03/30/2015	0.05	ND	ND	ND	ND	6010B/1312
Zinc-SPLP-mg/L	03/30/2015	0.05	ND	ND	ND	ND	6010B/1312

RL=Reporting Level ND = None Detected

Connecticut Testing Laboratories, Inc.
165 Gracey Avenue / Meriden, CT 06451
(203) 634-3731 (Fax) 630-1336
Certification CT-PH0547 / MA-CT035

Date Samples Received: 03/25/2015

Client Name:	Comprehensive Environmental Inc.	CTL Lab No.:	0315381
Report Date:	04/06/2015	PO No:	284-17
		Analyst:	CP

RESULTS OF ANALYSIS

11 RCRA Metals -Total

Matrix Type: WATER
CTL Sample No.: 3494
Field ID: Equipment Blank

Parameters	Date Tested	RL					Method #
Arsenic, Total-mg/L	03/30/2015	0.01	ND				6010B
Barium, Total-mg/L	03/30/2015	0.1	ND				6010B
Cadmium, Total-mg/L	03/30/2015	0.005	ND				6010B
Chromium, Total-mg/L	03/30/2015	0.05	ND				6010B
Lead, Total-mg/L	03/30/2015	0.005	ND				6010B
Mercury, Total-mg/L	03/31/2015	0.002	ND				7470A
Selenium, Total-mg/L	03/30/2015	0.01	ND				6010B
Silver, Total-mg/L	03/30/2015	0.01	ND				6010B
Copper, Total-mg/L	03/30/2015	0.01	ND				6010B
Nickel, Total-mg/L	03/30/2015	0.05	ND				6010B
Zinc, Total-mg/L	03/30/2015	0.05	ND				6010B

RL=Reporting Level ND = None Detected

Connecticut Testing Laboratories, Inc.
165 Gracey Avenue / Meriden, CT 06451
(203) 634-3731 (Fax) 630-1336
Certification CT-PH0547 / MA-CT035

Date Samples Received: 03/25/2015

Client Name:	Comprehensive Environmental Inc.	CTL Lab No.:	0315381
Report Date:	04/06/2015	PO No:	284-17
		Analyst:	CP

RESULTS OF ANALYSIS

Matrix Type:			SOIL	SOIL	SOIL	SOIL	
CTL Sample No.:			3485	3486	3487	3488	
Field ID:			PS-B1 (0-2)	PS-B2 (0-2)	PS-B3 (0-2)	PS-B4 (0-2)	
Parameters	**Date Tested**	**RL**					**Method #**
Lead, Total-mg/kg	03/30/2015	0.5	60.2	31.6	12.1	10.9	6010B

RL=Reporting Level ND = None Detected

Connecticut Testing Laboratories, Inc.
165 Gracey Avenue / Meriden, CT 06451
(203) 634-3731 (Fax) 630-1336
Certification CT-PH0547 / MA-CT035

Date Samples Received: 03/25/2015

Client Name:	Comprehensive Environmental Inc.	CTL Lab No.:	0315381
Report Date:	04/06/2015	PO No:	284-17
		Analyst:	CP

RESULTS OF ANALYSIS

Matrix Type:			SOIL	SOIL	SOIL	SOIL	
CTL Sample No.:			3485	3486	3487	3488	
Field ID:			PS-B1 (0-2)	PS-B2 (0-2)	PS-B3 (0-2)	PS-B4 (0-2)	
Parameters	**Date Tested**	**RL**					**Method #**
Lead - SPLP-mg/L	03/30/3015	0.005	ND	ND	ND	ND	6010B/1312

RL=Reporting Level ND = None Detected

Connecticut Testing Laboratories, Inc.
165 Gracey Avenue / Meriden, CT 06451
(203) 634-3731 (Fax) 630-1336
Certification CT-PH0547 / MA-CT035

Date Samples Received: 03/25/2015

Client Name:	Comprehensive Environmental Inc.	CTL Lab No.:	0315381
Report Date:	04/06/2015	PO No:	284-17
Method #:	CT ETPH/3545	Analyst:	LP

RESULTS OF ANALYSIS

CTETPH-RCP

Matrix Type:	SOIL	SOIL	SOIL	SOIL
CTL Sample No.:	3489	3490	3491	3492
Field ID:	PS-B12 (0-2)	T-B1 (0-2)	T-B303 (2.5-3.5)	T-B3 (0-2)
Date Analyzed:	03/30/2015	03/26/2015	03/26/2015	03/26/2015
Date Extracted:	03/25/2015	03/25/2015	03/25/2015	03/25/2015

Parameters	Units	RL				
CT ETPH	mg/kg	50	71	ND	ND	ND
1-Chloro-Octadecene	%	----	90	74	72	80

RL=Reporting Level ND = None Detected

Connecticut Testing Laboratories, Inc.
165 Gracey Avenue / Meriden, CT 06451
(203) 634-3731 (Fax) 630-1336
Certification CT-PH0547 / MA-CT035

Date Samples Received: 03/25/2015

Client Name:	Comprehensive Environmental Inc.	CTL Lab No.:	0315381
Report Date:	04/06/2015	PO No:	284-17
Method #:	CT ETPH/3535A	Analyst:	BM

RESULTS OF ANALYSIS

CTETPH-RCP

Matrix Type:	WATER
CTL Sample No.:	3494
Field ID:	Equipment Blank
Date Analyzed:	04/01/2015
Date Extracted:	03/31/2015

Parameters	Units	RL				
CT ETPH	mg/L	0.25	ND			
1-Chloro-Octadecene	%	----	94			

RL=Reporting Level ND = None Detected

Connecticut Testing Laboratories, Inc.
165 Gracey Avenue / Meriden, CT 06451
(203) 634-3731 (Fax) 630-1336
Certification CT-PH0547 / MA-CT035

Date Samples Received: 03/25/2015

Client Name:	Comprehensive Environmental Inc.	CTL Lab No.:	0315381
Report Date:	04/06/2015	PO No:	284-17
Method #:	3545/8082A	Analyst:	SM

RESULTS OF ANALYSIS

EPA Method 8082 RCP

Matrix Type: SOIL
CTL Sample No.: 3489
Field ID: PS-B12 (0-2)
Date Analyzed: 03/26/2015
Date Extracted: 03/26/2015

Parameters	Units	RL				
Aroclor 1016	mg/kg	0.5	ND			
Aroclor 1221	mg/kg	0.5	ND			
Aroclor 1232	mg/kg	0.5	ND			
Aroclor 1242	mg/kg	0.5	ND			
Aroclor 1248	mg/kg	0.5	ND			
Aroclor 1254	mg/kg	0.5	ND			
Aroclor 1260	mg/kg	0.5	ND			
PCBs, Total	mg/kg	0.5	ND			
Decachlorobiphenyl-SR	%	----	91			
Tetrachloro-m-Xylene-SR	%	----	87			

RL=Reporting Level ND = None Detected

Connecticut Testing Laboratories, Inc.
165 Gracey Avenue / Meriden, CT 06451
(203) 634-3731 (Fax) 630-1336
Certification CT-PH0547 / MA-CT035

Date Samples Received: 03/25/2015

Client Name:	Comprehensive Environmental Inc.	CTL Lab No.:	0315381
Report Date:	04/06/2015	PO No:	284-17
Method #:	3510/8082A	Analyst:	SM

RESULTS OF ANALYSIS

EPA Method 8082 RCP

Matrix Type:	WATER
CTL Sample No.:	3494
Field ID:	Equipment Blank
Date Analyzed:	03/30/2015
Date Extracted:	03/27/2015

Parameters	Units	RL				
Aroclor 1016	ug/L	0.5	ND			
Aroclor 1221	ug/L	0.5	ND			
Aroclor 1232	ug/L	0.5	ND			
Aroclor 1242	ug/L	0.5	ND			
Aroclor 1248	ug/L	0.5	ND			
Aroclor 1254	ug/L	0.5	ND			
Aroclor 1260	ug/L	0.5	ND			
PCBs, Total	ug/L	0.5	ND			
Decachlorobiphenyl-SR	%	----	96			
Tetrachloro-m-Xylene-SR	%	----	97			

RL=Reporting Level ND = None Detected

Connecticut Testing Laboratories, Inc.
165 Gracey Avenue / Meriden, CT 06451
(203) 634-3731 (Fax) 630-1336
Certification CT-PH0547 / MA-CT035

Date Samples Received: 03/25/2015

Client Name:	Comprehensive Environmental Inc.	CTL Lab No.:	0315381
Report Date:	04/06/2015	PO No:	284-17
Method #:	SW 5035/8260B	Analyst:	MDR

RESULTS OF ANALYSIS

EPA 8260B/5035 Volatile Organics RCP

Matrix Type:	SOIL	SOIL	SOIL	SOIL
CTL Sample No.:	3489	3490	3491	3492
Field ID:	PS-B12 (0-2)	T-B1 (0-2)	T-B303 (2.5-3.5)	T-B3 (0-2)
Date Analyzed:	03/27/2015	03/27/2015	03/27/2015	03/27/2015
Date Extracted:	03/24/2015	03/24/2015	03/24/2015	03/24/2015

Parameters	Units	RL				
Dichlorodifluoromethane	ug/Kg	10	ND	ND	ND	ND
Chloromethane	ug/Kg	10	ND	ND	ND	ND
Vinyl chloride	ug/Kg	10	ND	ND	ND	ND
Bromomethane	ug/Kg	10	ND	ND	ND	ND
Chloroethane	ug/Kg	10	ND	ND	ND	ND
Trichlorofluoromethane	ug/Kg	10	ND	ND	ND	ND
Trichlorotrifluoroethane	ug/Kg	100	ND	ND	ND	ND
Acetone	ug/Kg	100	ND	ND	ND	ND
1,1-Dichloroethylene	ug/Kg	10	ND	ND	ND	ND
Methylene chloride	ug/Kg	10	ND	ND	ND	ND
Methyl tert-butyl ether (MTBE)	ug/Kg	10	ND	ND	ND	ND
Carbon disulfide	ug/Kg	100	ND	ND	ND	ND
Acrylonitrile	ug/Kg	10	ND	ND	ND	ND
trans-1,2-Dichloroethylene	ug/Kg	10	ND	ND	ND	ND
1,1-Dichloroethane	ug/Kg	10	ND	ND	ND	ND
Methyl ethyl ketone	ug/Kg	50	ND	ND	ND	ND
2,2-Dichloropropane	ug/Kg	10	ND	ND	ND	ND
cis-1,2-Dichloroethylene	ug/Kg	10	ND	ND	ND	ND
Tetrahydrofuran	ug/Kg	50	ND	ND	ND	ND
Chloroform	ug/Kg	10	ND	ND	ND	ND
Bromochloromethane	ug/Kg	10	ND	ND	ND	ND
1,1,1-Trichloroethane	ug/Kg	10	ND	ND	ND	ND
1,1-Dichloropropylene	ug/Kg	10	ND	ND	ND	ND
Carbon tetrachloride	ug/Kg	10	ND	ND	ND	ND
Benzene	ug/Kg	10	ND	ND	ND	ND
1,2-Dichloroethane	ug/Kg	10	ND	ND	ND	ND
Trichloroethylene	ug/Kg	10	ND	ND	ND	ND
1,2-Dichloropropane	ug/Kg	10	ND	ND	ND	ND
Bromodichloromethane	ug/Kg	10	ND	ND	ND	ND
Dibromomethane	ug/Kg	10	ND	ND	ND	ND
MIBK	ug/Kg	50	ND	ND	ND	ND
cis-1,3-Dichloropropylene	ug/Kg	7	ND	ND	ND	ND
Toluene	ug/Kg	10	ND	ND	ND	ND
trans-1,3-Dichloropropylene	ug/Kg	7	ND	ND	ND	ND

RL=Reporting Level ND = None Detected

Connecticut Testing Laboratories, Inc.
165 Gracey Avenue / Meriden, CT 06451
(203) 634-3731 (Fax) 630-1336
Certification CT-PH0547 / MA-CT035

Date Samples Received: 03/25/2015

Client Name:	Comprehensive Environmental Inc.	CTL Lab No.:	0315381
Report Date:	04/06/2015	PO No:	284-17
Method #:	SW 5035/8260B	Analyst:	MDR

RESULTS OF ANALYSIS

EPA 8260B/5035 Volatile Organics RCP

Matrix Type:	SOIL	SOIL	SOIL	SOIL
CTL Sample No.:	3489	3490	3491	3492
Field ID:	PS-B12 (0-2)	T-B1 (0-2)	T-B303 (2.5-3.5)	T-B3 (0-2)
Date Analyzed:	03/27/2015	03/27/2015	03/27/2015	03/27/2015
Date Extracted:	03/24/2015	03/24/2015	03/24/2015	03/24/2015

Parameters	Units	RL				
1,1,2-Trichloroethane	ug/Kg	10	ND	ND	ND	ND
Methyl butyl ketone	ug/Kg	50	ND	ND	ND	ND
Tetrachloroethylene	ug/Kg	10	ND	ND	ND	ND
1,3-Dichloropropane	ug/Kg	10	ND	ND	ND	ND
Dibromochloromethane	ug/Kg	10	ND	ND	ND	ND
1,2-Dibromoethane	ug/Kg	7	ND	ND	ND	ND
Chlorobenzene	ug/Kg	10	ND	ND	ND	ND
Ethyl Benzene	ug/Kg	10	ND	ND	ND	ND
1,1,1,2-Tetrachloroethane	ug/Kg	10	ND	ND	ND	ND
p/m-Xylene	ug/Kg	10	ND	ND	ND	ND
o-Xylene	ug/Kg	10	ND	ND	ND	ND
Styrene	ug/Kg	10	ND	ND	ND	ND
Bromoform	ug/Kg	10	ND	ND	ND	ND
Isopropylbenzene	ug/Kg	10	ND	ND	ND	ND
1,1,2,2-Tetrachloroethane	ug/Kg	10	ND	ND	ND	ND
Bromobenzene	ug/Kg	10	ND	ND	ND	ND
n-Propylbenzene	ug/Kg	10	ND	ND	ND	ND
1,2,3-Trichloropropane	ug/Kg	10	ND	ND	ND	ND
2-Chlorotoluene	ug/Kg	10	ND	ND	ND	ND
1,3,5-Trimethylbenzene	ug/Kg	10	ND	ND	ND	ND
t-1,4-Dichloro-2-butene	ug/Kg	10	ND	ND	ND	ND
4-Chlorotoluene	ug/Kg	10	ND	ND	ND	ND
tert-Butylbenzene	ug/Kg	10	ND	ND	ND	ND
1,2,4-Trimethylbenzene	ug/Kg	10	ND	ND	ND	ND
p-Isopropyltoluene	ug/Kg	10	ND	ND	ND	ND
1,3-Dichlorobenzene	ug/Kg	10	ND	ND	ND	ND
sec-Butylbenzene	ug/Kg	10	ND	ND	ND	ND
1,4-Dichlorobenzene	ug/Kg	10	ND	ND	ND	ND
n-Butylbenzene	ug/Kg	10	ND	ND	ND	ND
1,2-Dichlorobenzene	ug/Kg	10	ND	ND	ND	ND
1,2-Dibromo-3-chloropropane	ug/Kg	10	ND	ND	ND	ND
1,2,4-Trichlorobenzene	ug/Kg	10	ND	ND	ND	ND
Hexachlorobutadiene	ug/Kg	50	ND	ND	ND	ND
Naphthalene	ug/Kg	50	ND	ND	ND	ND

RL=Reporting Level ND = None Detected

Connecticut Testing Laboratories, Inc.
165 Gracey Avenue / Meriden, CT 06451
(203) 634-3731 (Fax) 630-1336
Certification CT-PH0547 / MA-CT035

Date Samples Received: 03/25/2015

Client Name:	Comprehensive Environmental Inc.	CTL Lab No.:	0315381
Report Date:	04/06/2015	PO No:	284-17
Method #:	SW 5035/8260B	Analyst:	MDR

RESULTS OF ANALYSIS

EPA 8260B/5035 Volatile Organics RCP

Matrix Type:	SOIL	SOIL	SOIL	SOIL
CTL Sample No.:	3489	3490	3491	3492
Field ID:	PS-B12 (0-2)	T-B1 (0-2)	T-B303 (2.5-3.5)	T-B3 (0-2)
Date Analyzed:	03/27/2015	03/27/2015	03/27/2015	03/27/2015
Date Extracted:	03/24/2015	03/24/2015	03/24/2015	03/24/2015

Parameters	Units	RL				
1,2,3-Trichlorobenzene	ug/Kg	10	ND	ND	ND	ND
1,2-Dichloroethane-d4	%	----	94	90	88	94
Toluene-d8	%	----	95	91	90	96
4-Bromofluorobenzene	%	----	95	93	90	94

RL=Reporting Level ND = None Detected

Connecticut Testing Laboratories, Inc.
165 Gracey Avenue / Meriden, CT 06451
(203) 634-3731 (Fax) 630-1336
Certification CT-PH0547 / MA-CT035

Date Samples Received: 03/25/2015

Client Name:	Comprehensive Environmental Inc.	CTL Lab No.:	0315381
Report Date:	04/06/2015	PO No:	284-17
Method #:	5030/8260B	Analyst:	MDR

RESULTS OF ANALYSIS

EPA 8260B Volatile Organics RCP

Matrix Type:	WATER	WATER
CTL Sample No.:	3493	3494
Field ID:	Trip Blank	Equipment Blank
Date Analyzed:	03/26/2015	03/26/2015
Date Extracted:	03/26/2015	03/26/2015

Parameters	Units	RL				
Dichlorodifluoromethane	ug/L	0.5	ND	ND		
Chloromethane	ug/L	0.5	ND	ND		
Vinyl chloride	ug/L	0.5	ND	ND		
Bromomethane	ug/L	0.5	ND	ND		
Chloroethane	ug/L	0.5	ND	ND		
Trichlorofluoromethane	ug/L	0.5	ND	ND		
Trichlorotrifluoroethane	ug/L	0.5	ND	ND		
Acetone	ug/L	5.0	ND	ND		
1,1-Dichloroethylene	ug/L	0.5	ND	ND		
Methylene chloride	ug/L	0.5	ND	ND		
Methyl tert-butyl ether (MTBE)	ug/L	0.5	ND	ND		
Carbon disulfide	ug/L	0.5	ND	ND		
Acrylonitrile	ug/L	0.5	ND	ND		
trans-1,2-Dichloroethylene	ug/L	0.5	ND	ND		
1,1-Dichloroethane	ug/L	0.5	ND	ND		
Methyl ethyl ketone	ug/L	5.0	ND	ND		
2,2-Dichloropropane	ug/L	0.5	ND	ND		
cis-1,2-Dichloroethylene	ug/L	0.5	ND	ND		
Tetrahydrofuran	ug/L	5.0	ND	ND		
Chloroform	ug/L	0.5	ND	23.7		
Bromochloromethane	ug/L	0.5	ND	ND		
1,1,1-Trichloroethane	ug/L	0.5	ND	ND		
1,1-Dichloropropylene	ug/L	0.5	ND	ND		
Carbon tetrachloride	ug/L	0.5	ND	ND		
Benzene	ug/L	0.5	ND	ND		
1,2-Dichloroethane	ug/L	0.5	ND	ND		
Trichloroethylene	ug/L	0.5	ND	ND		
1,2-Dichloropropane	ug/L	0.5	ND	ND		
Bromodichloromethane	ug/L	0.5	ND	7.2		
Dibromomethane	ug/L	0.5	ND	ND		
MIBK	ug/L	5.0	ND	ND		
cis-1,3-Dichloropropylene	ug/L	0.5	ND	ND		
Toluene	ug/L	0.5	ND	ND		
trans-1,3-Dichloropropylene	ug/L	0.5	ND	ND		

RL=Reporting Level ND = None Detected

Connecticut Testing Laboratories, Inc.
165 Gracey Avenue / Meriden, CT 06451
(203) 634-3731 (Fax) 630-1336
Certification CT-PH0547 / MA-CT035

Date Samples Received: 03/25/2015

Client Name:	Comprehensive Environmental Inc.	CTL Lab No.:	0315381
Report Date:	04/06/2015	PO No:	284-17
Method #:	5030/8260B	Analyst:	MDR

RESULTS OF ANALYSIS

EPA 8260B Volatile Organics RCP

Matrix Type:	WATER	WATER
CTL Sample No.:	3493	3494
Field ID:	Trip Blank	Equipment Blank
Date Analyzed:	03/26/2015	03/26/2015
Date Extracted:	03/26/2015	03/26/2015

Parameters	Units	RL				
1,1,2-Trichloroethane	ug/L	0.5	ND	ND		
Methyl butyl ketone	ug/L	5.0	ND	ND		
Tetrachloroethylene	ug/L	0.5	ND	ND		
1,3-Dichloropropane	ug/L	0.5	ND	ND		
Dibromochloromethane	ug/L	0.5	ND	4.8		
1,2-Dibromoethane	ug/L	0.5	ND	ND		
Chlorobenzene	ug/L	0.5	ND	ND		
Ethyl Benzene	ug/L	0.5	ND	ND		
1,1,1,2-Tetrachloroethane	ug/L	0.5	ND	ND		
p/m-Xylene	ug/L	0.5	ND	ND		
o-Xylene	ug/L	0.5	ND	ND		
Styrene	ug/L	0.5	ND	ND		
Bromoform	ug/L	0.5	ND	0.6		
Isopropylbenzene	ug/L	0.5	ND	ND		
1,1,2,2-Tetrachloroethane	ug/L	0.5	ND	ND		
Bromobenzene	ug/L	0.5	ND	ND		
n-Propylbenzene	ug/L	0.5	ND	ND		
1,2,3-Trichloropropane	ug/L	0.5	ND	ND		
2-Chlorotoluene	ug/L	0.5	ND	ND		
1,2,4-Trimethylbenzene	ug/L	0.5	ND	ND		
t-1,4-Dichloro-2-butene	ug/L	0.5	ND	ND		
4-Chlorotoluene	ug/L	0.5	ND	ND		
tert-Butylbenzene	ug/L	0.5	ND	ND		
1,3,5-Trimethylbenzene	ug/L	0.5	ND	ND		
p-Isopropyltoluene	ug/L	0.5	ND	ND		
1,3-Dichlorobenzene	ug/L	0.5	ND	ND		
sec-Butylbenzene	ug/L	0.5	ND	ND		
1,4-Dichlorobenzene	ug/L	0.5	ND	ND		
n-Butylbenzene	ug/L	0.5	ND	ND		
1,2-Dichlorobenzene	ug/L	0.5	ND	ND		
1,2-Dibromo-3-chloropropane	ug/L	0.5	ND	ND		
1,2,4-Trichlorobenzene	ug/L	0.5	ND	ND		
Hexachlorobutadiene	ug/L	0.45	ND	ND		
Naphthalene	ug/L	0.5	ND	ND		

RL=Reporting Level ND = None Detected

Connecticut Testing Laboratories, Inc.
165 Gracey Avenue / Meriden, CT 06451
(203) 634-3731 (Fax) 630-1336
Certification CT-PH0547 / MA-CT035

Date Samples Received: 03/25/2015

Client Name:	Comprehensive Environmental Inc.	CTL Lab No.:	0315381
Report Date:	04/06/2015	PO No:	284-17
Method #:	5030/8260B	Analyst:	MDR

RESULTS OF ANALYSIS

EPA 8260B Volatile Organics RCP

Matrix Type:	WATER	WATER
CTL Sample No.:	3493	3494
Field ID:	Trip Blank	Equipment Blank
Date Analyzed:	03/26/2015	03/26/2015
Date Extracted:	03/26/2015	03/26/2015

Parameters	Units	RL				
1,2,3-Trichlorobenzene	ug/L	0.5	ND	ND		
1,2-Dichloroethane-d4	%	----	93	90		
Toluene-d8	%	----	88	91		
4-Bromofluorobenzene	%	----	87	88		

RL=Reporting Level ND = None Detected

Connecticut Testing Laboratories, Inc.
165 Gracey Avenue / Meriden, CT 06451
(203) 634-3731 (Fax) 630-1336
Certification CT-PH0547 / MA-CT035

Date Samples Received: 03/25/2015

Client Name:	Comprehensive Environmental Inc.	CTL Lab No.:	0315381
Report Date:	04/06/2015	PO No:	284-17
Method #:	8270C - PAH	Analyst:	KM

RESULTS OF ANALYSIS

EPA 8270C PAH - RCP

Matrix Type:	SOIL	SOIL	SOIL	SOIL
CTL Sample No.:	3489	3490	3491	3492
Field ID:	PS-B12 (0-2)	T-B1 (0-2)	T-B303 (2.5-3.5)	T-B3 (0-2)
Date Analyzed:	03/26/2015	03/25/2015	03/25/2015	03/25/2015
Date Extracted:	03/25/2015	03/25/2015	03/25/2015	03/25/2015

Parameters	Units	RL				
Naphthalene	ug/Kg	50	ND	ND	ND	ND
2-Methylnaphthalene	ug/Kg	100	ND	ND	ND	ND
2-Chloronaphthalene	ug/Kg	100	ND	ND	ND	ND
Acenaphthylene	ug/Kg	50	ND	ND	ND	ND
Acenaphthene	ug/Kg	50	ND	ND	ND	ND
Fluorene	ug/Kg	50	ND	ND	ND	ND
Phenanthrene	ug/Kg	50	53.0	58.0	ND	ND
Anthracene	ug/Kg	50	ND	58.0	ND	ND
Carbazole	ug/Kg	100	ND	ND	ND	ND
Fluoranthene	ug/Kg	50	113.0	164.0	110.0	ND
Pyrene	ug/Kg	50	91.0	153.0	101.0	ND
Benzo(a)anthracene	ug/Kg	50	ND	100.0	ND	ND
Chrysene	ug/Kg	50	64.0	119.0	66.0	ND
Benzo(b)fluoranthene	ug/Kg	50	56.0	96.0	70.0	ND
Benzo(k)fluoranthene	ug/Kg	50	ND	ND	ND	ND
Benzo(a)pyrene	ug/Kg	50	ND	78.0	ND	ND
Indeno(1,2,3-cd)Pyrene	ug/Kg	50	ND	52.0	ND	ND
Dibenzo(a,h)Anthracene	ug/Kg	100	ND	ND	ND	ND
Benzo(g,h,i)Perylene	ug/Kg	100	ND	ND	ND	ND
Nitrobenzene-d5	%	----	89	62	67	56
2-Fluorobiphenyl	%	----	100	63	73	63
p-Terpenyl-d14	%	----	83	72	72	71

RL=Reporting Level ND = None Detected

Connecticut Testing Laboratories, Inc.
165 Gracey Avenue / Meriden, CT 06451
(203) 634-3731 (Fax) 630-1336
Certification CT-PH0547 / MA-CT035

Date Samples Received: 03/25/2015

Client Name:	Comprehensive Environmental Inc.	CTL Lab No.:	0315381
Report Date:	04/06/2015	PO No:	284-17
Method #:	8270C - PAH	Analyst:	SJF

RESULTS OF ANALYSIS

EPA 8270C PAH - RCP

Matrix Type: WATER
CTL Sample No.: 3494
Field ID: Equipment Blank
Date Analyzed: 03/30/2015
Date Extracted: 03/27/2015

Parameters	Units	RL				
Naphthalene	ug/L	1.0	ND			
2-Methylnaphthalene	ug/L	1.0	ND			
2-Chloronaphthalene	ug/L	1.0	ND			
Acenaphthylene	ug/L	0.3	ND			
Acenaphthene	ug/L	1.0	ND			
Fluorene	ug/L	1.0	ND			
Phenanthrene	ug/L	0.07	ND			
Anthracene	ug/L	1.0	ND			
Carbazole	ug/L	1.0	ND			
Fluoranthene	ug/L	1.0	ND			
Pyrene	ug/L	1.0	ND			
Benzo(a)anthracene	ug/L	0.06	ND			
Chrysene	ug/L	1.0	ND			
Benzo(b)fluoranthene	ug/L	0.08	ND			
Benzo(k)fluoranthene	ug/L	0.3	ND			
Benzo(a)pyrene	ug/L	0.2	ND			
Indeno(1,2,3-cd)Pyrene	ug/L	0.2	ND			
Dibenzo(a,h)Anthracene	ug/L	0.2	ND			
Benzo(g,h,i)Perylene	ug/L	1.0	ND			
Nitrobenzene-d5	%	---	59			
2-Fluorobiphenyl	%	---	54			
p-Terpenyl-d14	%	---	55			

RL=Reporting Level ND = None Detected

Connecticut Testing Laboratories, Inc.
165 Gracey Avenue / Meriden, CT 06451
(203) 634-3731 (Fax) 630-1336
Certification CT-PH0547 / MA-CT035

Connecticut Testing Laboratories, Inc.

QUALITY CONTROL REPORT

11 RCRA Metals -Total

Order#: 0315381

BLANK SOIL	LAB-ID #	Sample Concentr.	Spike Concentr.	QC Test Result	Pct (%) Recovery	RPD
Arsenic, Total-mg/kg	0045759-02			ND		
Barium, Total-mg/kg	0045759-02			ND		
Cadmium, Total-mg/kg	0045759-02			ND		
Chromium, Total-mg/kg	0045759-02			ND		
Lead, Total-mg/kg	0045759-02			ND		
Mercury, Total-mg/kg	0045759-02			ND		
Selenium, Total-mg/kg	0045759-02			ND		
Silver, Total-mg/kg	0045759-02			ND		
Copper, Total-mg/kg	0045759-02			ND		
Nickel, Total-mg/kg	0045759-02			ND		
Zinc, Total-mg/kg	0045759-02			ND		
CONTROL SOIL	**LAB-ID #**	**Sample Concentr.**	**Spike Concentr.**	**QC Test Result**	**Pct (%) Recovery**	**RPD**
Arsenic, Total-mg/kg	0045759-03		151	152	100.7%	
Barium, Total-mg/kg	0045759-03		262	244	93.1%	
Cadmium, Total-mg/kg	0045759-03		152	144	94.7%	
Chromium, Total-mg/kg	0045759-03		117	113	96.6%	
Lead, Total-mg/kg	0045759-03		254	250	98.4%	
Mercury, Total-mg/kg	0045759-03		5.76	6.29	109.2%	
Selenium, Total-mg/kg	0045759-03		162	184	113.6%	
Silver, Total-mg/kg	0045759-03		44.3	42.9	96.8%	
Copper, Total-mg/kg	0045759-03		68.7	72.6	105.7%	
Nickel, Total-mg/kg	0045759-03		315	334	106.%	
Zinc, Total-mg/kg	0045759-03		306	304	99.3%	

Connecticut Testing Laboratories, Inc.

QUALITY CONTROL REPORT

SPLP 11 Metals

Order#: 0315381

BLANK SOIL	LAB-ID #	Sample Concentr.	Spike Concentr.	QC Test Result	Pct (%) Recovery	RPD
Arsenic, SPLP-mg/L	0045755-02			ND		
Barium - SPLP-mg/L	0045755-02			ND		
Cadmium - SPLP-mg/L	0045755-02			ND		
Chromium, Total - SPLP-mg/L	0045755-02			ND		
Lead - SPLP-mg/L	0045755-02			ND		
Mercury - SPLP-mg/L	0045755-02			ND		
Selenium-SPLP-mg/L	0045755-02			ND		
Silver, SPLP-mg/L	0045755-02			ND		
Copper,SPLP-mg/L	0045755-02			ND		
Nickel, SPLP-mg/L	0045755-02			ND		
Zinc-SPLP-mg/L	0045755-02			ND		
CONTROL SOIL	LAB-ID #	Sample Concentr.	Spike Concentr.	QC Test Result	Pct (%) Recovery	RPD
Arsenic, SPLP-mg/L	0045755-03		0.438	0.412	94.1%	
Barium - SPLP-mg/L	0045755-03		0.365	0.377	103.3%	
Cadmium - SPLP-mg/L	0045755-03		0.334	0.345	103.3%	
Chromium, Total - SPLP-mg/L	0045755-03		0.797	0.802	100.6%	
Lead - SPLP-mg/L	0045755-03		1.47	1.5	102.%	
Mercury - SPLP-mg/L	0045755-03		0.00340	0.00360	105.9%	
Selenium-SPLP-mg/L	0045755-03		0.521	0.531	101.9%	
Silver, SPLP-mg/L	0045755-03		0.384	0.379	98.7%	
Copper,SPLP-mg/L	0045755-03		0.177	0.183	103.4%	
Nickel, SPLP-mg/L	0045755-03		1.71	1.65	96.5%	
Zinc-SPLP-mg/L	0045755-03		1.53	1.58	103.3%	

Connecticut Testing Laboratories, Inc.

QUALITY CONTROL REPORT

11 RCRA Metals -Total

Order#: 0315381

BLANK WATER	LAB-ID #	Sample Concentr.	Spike Concentr.	QC Test Result	Pct (%) Recovery	RPD
Arsenic, Total-mg/L	0045757-02			ND		
Barium, Total-mg/L	0045757-02			ND		
Cadmium, Total-mg/L	0045757-02			ND		
Chromium, Total-mg/L	0045757-02			ND		
Lead, Total-mg/L	0045757-02			ND		
Mercury, Total-mg/L	0045757-02			ND		
Selenium, Total-mg/L	0045757-02			ND		
Silver, Total-mg/L	0045757-02			ND		
Copper, Total-mg/L	0045757-02			ND		
Nickel, Total-mg/L	0045757-02			ND		
Zinc, Total-mg/L	0045757-02			ND		
CONTROL WATER	**LAB-ID #**	**Sample Concentr.**	**Spike Concentr.**	**QC Test Result**	**Pct (%) Recovery**	**RPD**
Arsenic, Total-mg/L	0045757-03		0.438	0.412	94.1%	
Barium, Total-mg/L	0045757-03		0.365	0.377	103.3%	
Cadmium, Total-mg/L	0045757-03		0.334	0.345	103.3%	
Chromium, Total-mg/L	0045757-03		0.797	0.802	100.6%	
Lead, Total-mg/L	0045757-03		1.47	1.5	102.%	
Mercury, Total-mg/L	0045757-03		0.00340	0.00360	105.9%	
Selenium, Total-mg/L	0045757-03		0.521	0.531	101.9%	
Silver, Total-mg/L	0045757-03		0.384	0.379	98.7%	
Copper, Total-mg/L	0045757-03		0.177	0.183	103.4%	
Nickel, Total-mg/L	0045757-03		1.71	1.66	97.1%	
Zinc, Total-mg/L	0045757-03		1.53	1.58	103.3%	

Connecticut Testing Laboratories, Inc.

QUALITY CONTROL REPORT

Test Parameters

Order#: 0315381

BLANK SOIL	LAB-ID #	Sample Concentr.	Spike Concentr.	QC Test Result	Pct (%) Recovery	RPD
Lead, Total-mg/kg	0045760-01			ND		
CONTROL SOIL	**LAB-ID #**	**Sample Concentr.**	**Spike Concentr.**	**QC Test Result**	**Pct (%) Recovery**	**RPD**
Lead, Total-mg/kg	0045760-02		254	247	97.2%	

Connecticut Testing Laboratories, Inc.

QUALITY CONTROL REPORT

Test Parameters

Order#: 0315381

BLANK SOIL	LAB-ID #	Sample Concentr.	Spike Concentr.	QC Test Result	Pct (%) Recovery	RPD
Lead - SPLP-mg/L	0045756-01			ND		
CONTROL SOIL	LAB-ID #	Sample Concentr.	Spike Concentr.	QC Test Result	Pct (%) Recovery	RPD
Lead - SPLP-mg/L	0045756-02		1.47	1.5	102.%	

Connecticut Testing Laboratories, Inc.

QUALITY CONTROL REPORT

CTETPH-RCP

Order#: Batch

BLANK SOIL	LAB-ID #	Sample Concentr.	Spike Concentr.	QC Test Result	Pct (%) Recovery	RPD
CT ETPH-mg/kg	0045743-02			ND		
CONTROL SOIL	**LAB-ID #**	**Sample Concentr.**	**Spike Concentr.**	**QC Test Result**	**Pct (%) Recovery**	**RPD**
CT ETPH-mg/kg	0045743-03		680	626	92.1%	

Type of QC	Surrogates	% Recovered	QC Limits (%)	
BLANK	1-Chloro-Octadecene	63%	50	150
Type of QC	**Surrogates**	**% Recovered**	**QC Limits (%)**	
CONTROL	1-Chloro-Octadecene	76%	50	150

Connecticut Testing Laboratories, Inc.

QUALITY CONTROL REPORT

CTETPH-RCP

Order#: 0315381

BLANK SOIL	LAB-ID #	Sample Concentr.	Spike Concentr.	QC Test Result	Pct (%) Recovery	RPD
CT ETPH-mg/kg	0045785-02			ND		
CONTROL SOIL	**LAB-ID #**	**Sample Concentr.**	**Spike Concentr.**	**QC Test Result**	**Pct (%) Recovery**	**RPD**
CT ETPH-mg/kg	0045785-03		680	598	87.9%	

Type of QC	Surrogates	% Recovered	QC Limits (%)	
BLANK	1-Chloro-Octadecene	76%	50	150
Type of QC	**Surrogates**	**% Recovered**	**QC Limits (%)**	
CONTROL	1-Chloro-Octadecene	107%	50	150

Connecticut Testing Laboratories, Inc.

QUALITY CONTROL REPORT

CTETPH-RCP

Order#: 0315381

BLANK WATER	LAB-ID #	Sample Concentr.	Spike Concentr.	QC Test Result	Pct (%) Recovery	RPD
CT ETPH-mg/L	0045804-02			ND		
CONTROL WATER	LAB-ID #	Sample Concentr.	Spike Concentr.	QC Test Result	Pct (%) Recovery	RPD
CT ETPH-mg/L	0045804-03		1.4	1.25	89.3%	

Type of QC	Surrogates	% Recovered	QC Limits (%)	
BLANK	1-Chloro-Octadecene	93%	50	150
Type of QC	**Surrogates**	**% Recovered**	**QC Limits (%)**	
CONTROL	1-Chloro-Octadecene	115%	50	150

Connecticut Testing Laboratories, Inc.

QUALITY CONTROL REPORT

EPA Method 8082 RCP

Order#: 0315381

BLANK SOIL	LAB-ID #	Sample Concentr.	Spike Concentr.	QC Test Result	Pct (%) Recovery	RPD
Aroclor 1016-mg/kg	0045722-02			ND		
Aroclor 1221-mg/kg	0045722-02			ND		
Aroclor 1232-mg/kg	0045722-02			ND		
Aroclor 1242-mg/kg	0045722-02			ND		
Aroclor 1248-mg/kg	0045722-02			ND		
Aroclor 1254-mg/kg	0045722-02			ND		
Aroclor 1260-mg/kg	0045722-02			ND		
CONTROL SOIL	LAB-ID #	Sample Concentr.	Spike Concentr.	QC Test Result	Pct (%) Recovery	RPD
Aroclor 1016-mg/kg	0045722-03		10.0	11.2	112.%	
Aroclor 1260-mg/kg	0045722-03		10.0	11.5	115.%	

Type of QC	Surrogates	% Recovered	QC Limits (%)	
BLANK	Decachlorobiphenyl-SR	93%	70	130
BLANK	Tetrachloro-m-Xylene-SR	91%	70	130
Type of QC	**Surrogates**	**% Recovered**	**QC Limits (%)**	
CONTROL	Decachlorobiphenyl-SR	97%	30	150
CONTROL	Tetrachloro-m-Xylene-SR	97%	30	150

Connecticut Testing Laboratories, Inc.

QUALITY CONTROL REPORT

EPA Method 8082 RCP

Order#: 0315381

BLANK WATER	LAB-ID #	Sample Concentr.	Spike Concentr.	QC Test Result	Pct (%) Recovery	RPD
Aroclor 1016-ug/L	0045775-02			ND		
Aroclor 1221-ug/L	0045775-02			ND		
Aroclor 1232-ug/L	0045775-02			ND		
Aroclor 1242-ug/L	0045775-02			ND		
Aroclor 1248-ug/L	0045775-02			ND		
Aroclor 1254-ug/L	0045775-02			ND		
Aroclor 1260-ug/L	0045775-02			ND		
CONTROL WATER	LAB-ID #	Sample Concentr.	Spike Concentr.	QC Test Result	Pct (%) Recovery	RPD
Aroclor 1016-ug/L	0045775-03		10.0	10.4	104.%	
Aroclor 1260-ug/L	0045775-03		10.0	10.4	104.%	

Type of QC	Surrogates	% Recovered	QC Limits (%)	
BLANK	Decachlorobiphenyl-SR	118%	70	130
BLANK	Tetrachloro-m-Xylene-SR	118%	70	130
Type of QC	Surrogates	% Recovered	QC Limits (%)	
CONTROL	Decachlorobiphenyl-SR	115%	30	150
CONTROL	Tetrachloro-m-Xylene-SR	113%	30	150

Connecticut Testing Laboratories, Inc.

QUALITY CONTROL REPORT

EPA 8260B/5035 Volatile Organics RCP

Order#: 0315381

BLANK SOIL	LAB-ID #	Sample Concentr.	Spike Concentr.	QC Test Result	Pct (%) Recovery	RPD
Dichlorodifluoromethane-ug/Kg	0045763-02			ND		
Chloromethane-ug/Kg	0045763-02			ND		
Vinyl chloride-ug/Kg	0045763-02			ND		
Bromomethane-ug/Kg	0045763-02			ND		
Chloroethane-ug/Kg	0045763-02			ND		
Trichlorofluoromethane-ug/Kg	0045763-02			ND		
Trichlorotrifluoroethane-ug/Kg	0045763-02			ND		
Acetone-ug/Kg	0045763-02			ND		
1,1-Dichloroethylene-ug/Kg	0045763-02			ND		
Methylene chloride-ug/Kg	0045763-02			ND		
Methyl tert-butyl ether (MTBE)-ug/Kg	0045763-02			ND		
Carbon disulfide-ug/Kg	0045763-02			ND		
Acrylonitrile-ug/Kg	0045763-02			ND		
trans-1,2-Dichloroethylene-ug/Kg	0045763-02			ND		
1,1-Dichloroethane-ug/Kg	0045763-02			ND		
Methyl ethyl ketone-ug/Kg	0045763-02			ND		
2,2-Dichloropropane-ug/Kg	0045763-02			ND		
cis-1,2-Dichloroethylene-ug/Kg	0045763-02			ND		
Tetrahydrofuran-ug/Kg	0045763-02			ND		
Chloroform-ug/Kg	0045763-02			ND		
Bromochloromethane-ug/Kg	0045763-02			ND		
1,1,1-Trichloroethane-ug/Kg	0045763-02			ND		
1,1-Dichloropropylene-ug/Kg	0045763-02			ND		
Carbon tetrachloride-ug/Kg	0045763-02			ND		
Benzene-ug/Kg	0045763-02			ND		
1,2-Dichloroethane-ug/Kg	0045763-02			ND		
Trichloroethylene-ug/Kg	0045763-02			ND		
1,2-Dichloropropane-ug/Kg	0045763-02			ND		
Bromodichloromethane-ug/Kg	0045763-02			ND		
Dibromomethane-ug/Kg	0045763-02			ND		
MIBK-ug/Kg	0045763-02			ND		
cis-1,3-Dichloropropylene-ug/Kg	0045763-02			ND		
Toluene-ug/Kg	0045763-02			ND		
trans-1,3-Dichloropropylene-ug/Kg	0045763-02			ND		
1,1,2-Trichloroethane-ug/Kg	0045763-02			ND		
Methyl butyl ketone-ug/Kg	0045763-02			ND		
Tetrachloroethylene-ug/Kg	0045763-02			ND		
1,3-Dichloropropane-ug/Kg	0045763-02			ND		
Dibromochloromethane-ug/Kg	0045763-02			ND		
1,2-Dibromoethane-ug/Kg	0045763-02			ND		

Connecticut Testing Laboratories, Inc.

QUALITY CONTROL REPORT

EPA 8260B/5035 Volatile Organics RCP

Order#: 0315381

BLANK SOIL	LAB-ID #	Sample Concentr.	Spike Concentr.	QC Test Result	Pct (%) Recovery	RPD
Chlorobenzene-ug/Kg	0045763-02			ND		
Ethyl Benzene-ug/Kg	0045763-02			ND		
1,1,1,2-Tetrachloroethane-ug/Kg	0045763-02			ND		
p/m-Xylene-ug/Kg	0045763-02			ND		
o-Xylene-ug/Kg	0045763-02			ND		
Styrene-ug/Kg	0045763-02			ND		
Bromoform-ug/Kg	0045763-02			ND		
Isopropylbenzene-ug/Kg	0045763-02			ND		
1,1,2,2-Tetrachloroethane-ug/Kg	0045763-02			ND		
Bromobenzene-ug/Kg	0045763-02			ND		
n-Propylbenzene-ug/Kg	0045763-02			ND		
1,2,3-Trichloropropane-ug/Kg	0045763-02			ND		
2-Chlorotoluene-ug/Kg	0045763-02			ND		
1,3,5-Trimethylbenzene-ug/Kg	0045763-02			ND		
t-1,4-Dichloro-2-butene-ug/Kg	0045763-02			ND		
4-Chlorotoluene-ug/Kg	0045763-02			ND		
tert-Butylbenzene-ug/Kg	0045763-02			ND		
1,2,4-Trimethylbenzene-ug/Kg	0045763-02			ND		
p-Isopropyltoluene-ug/Kg	0045763-02			ND		
1,3-Dichlorobenzene-ug/Kg	0045763-02			ND		
sec-Butylbenzene-ug/Kg	0045763-02			ND		
1,4-Dichlorobenzene-ug/Kg	0045763-02			ND		
n-Butylbenzene-ug/Kg	0045763-02			ND		
1,2-Dichlorobenzene-ug/Kg	0045763-02			ND		
1,2-Dibromo-3-chloropropane-ug/Kg	0045763-02			ND		
1,2,4-Trichlorobenzene-ug/Kg	0045763-02			ND		
Hexachlorobutadiene-ug/Kg	0045763-02			ND		
Naphthalene-ug/Kg	0045763-02			ND		
1,2,3-Trichlorobenzene-ug/Kg	0045763-02			ND		
CONTROL SOIL	LAB-ID #	Sample Concentr.	Spike Concentr.	QC Test Result	Pct (%) Recovery	RPD
Dichlorodifluoromethane-ug/Kg	0045763-03		160	199	124.4%	
Chloromethane-ug/Kg	0045763-03		160	164	102.5%	
Vinyl chloride-ug/Kg	0045763-03		160	148	92.5%	
Bromomethane-ug/Kg	0045763-03		160	176	110.%	
Chloroethane-ug/Kg	0045763-03		160	149	93.1%	
Trichlorofluoromethane-ug/Kg	0045763-03		160	168	105.%	
Trichlorotrifluoroethane-ug/Kg	0045763-03		160	174	108.8%	
Acetone-ug/Kg	0045763-03		160	199	124.4%	
1,1-Dichloroethylene-ug/Kg	0045763-03		160	181	113.1%	

Connecticut Testing Laboratories, Inc.

QUALITY CONTROL REPORT

EPA 8260B/5035 Volatile Organics RCP

Order#: 0315381

CONTROL SOIL	LAB-ID #	Sample Concentr.	Spike Concentr.	QC Test Result	Pct (%) Recovery	RPD
Methylene chloride-ug/Kg	0045763-03		160	166	103.8%	
Methyl tert-butyl ether (MTBE)-ug/Kg	0045763-03		160	179	111.9%	
Carbon disulfide-ug/Kg	0045763-03		160	176	110.%	
Acrylonitrile-ug/Kg	0045763-03		160	174	108.8%	
trans-1,2-Dichloroethylene-ug/Kg	0045763-03		160	181	113.1%	
1,1-Dichloroethane-ug/Kg	0045763-03		160	175	109.4%	
Methyl ethyl ketone-ug/Kg	0045763-03		160	188	117.5%	
2,2-Dichloropropane-ug/Kg	0045763-03		160	184	115.%	
cis-1,2-Dichloroethylene-ug/Kg	0045763-03		160	170	106.3%	
Tetrahydrofuran-ug/Kg	0045763-03		160	157	98.1%	
Chloroform-ug/Kg	0045763-03		160	167	104.4%	
Bromochloromethane-ug/Kg	0045763-03		160	161	100.6%	
1,1,1-Trichloroethane-ug/Kg	0045763-03		160	178	111.3%	
1,1-Dichloropropylene-ug/Kg	0045763-03		160	176	110.%	
Carbon tetrachloride-ug/Kg	0045763-03		160	179	111.9%	
Benzene-ug/Kg	0045763-03		160	161	100.6%	
1,2-Dichloroethane-ug/Kg	0045763-03		160	161	100.6%	
Trichloroethylene-ug/Kg	0045763-03		160	193	120.6%	
1,2-Dichloropropane-ug/Kg	0045763-03		160	178	111.3%	
Bromodichloromethane-ug/Kg	0045763-03		160	178	111.3%	
Dibromomethane-ug/Kg	0045763-03		160	170	106.3%	
MIBK-ug/Kg	0045763-03		160	173	108.1%	
cis-1,3-Dichloropropylene-ug/Kg	0045763-03		160	184	115.%	
Toluene-ug/Kg	0045763-03		160	183	114.4%	
trans-1,3-Dichloropropylene-ug/Kg	0045763-03		160	179	111.9%	
1,1,2-Trichloroethane-ug/Kg	0045763-03		160	169	105.6%	
Methyl butyl ketone-ug/Kg	0045763-03		160	196	122.5%	
Tetrachloroethylene-ug/Kg	0045763-03		160	173	108.1%	
1,3-Dichloropropane-ug/Kg	0045763-03		160	172	107.5%	
Dibromochloromethane-ug/Kg	0045763-03		160	170	106.3%	
1,2-Dibromoethane-ug/Kg	0045763-03		160	171	106.9%	
Chlorobenzene-ug/Kg	0045763-03		160	164	102.5%	
Ethyl Benzene-ug/Kg	0045763-03		160	166	103.8%	
1,1,1,2-Tetrachloroethane-ug/Kg	0045763-03		160	189	118.1%	
p/m-Xylene-ug/Kg	0045763-03		320	374	116.9%	
o-Xylene-ug/Kg	0045763-03		160	183	114.4%	
Styrene-ug/Kg	0045763-03		160	180	112.5%	
Bromoform-ug/Kg	0045763-03		160	162	101.3%	
Isopropylbenzene-ug/Kg	0045763-03		160	164	102.5%	
1,1,2,2-Tetrachloroethane-ug/Kg	0045763-03		160	160	100.%	

Connecticut Testing Laboratories, Inc.

QUALITY CONTROL REPORT

EPA 8260B/5035 Volatile Organics RCP

Order#: 0315381

CONTROL SOIL	LAB-ID #	Sample Concentr.	Spike Concentr.	QC Test Result	Pct (%) Recovery	RPD
Bromobenzene-ug/Kg	0045763-03		160	164	102.5%	
n-Propylbenzene-ug/Kg	0045763-03		160	165	103.1%	
1,2,3-Trichloropropane-ug/Kg	0045763-03		160	166	103.8%	
2-Chlorotoluene-ug/Kg	0045763-03		160	173	108.1%	
1,3,5-Trimethylbenzene-ug/Kg	0045763-03		160	180	112.5%	
t-1,4-Dichloro-2-butene-ug/Kg	0045763-03		160	163	101.9%	
4-Chlorotoluene-ug/Kg	0045763-03		160	178	111.3%	
tert-Butylbenzene-ug/Kg	0045763-03		160	184	115.%	
1,2,4-Trimethylbenzene-ug/Kg	0045763-03		160	176	110.%	
p-Isopropyltoluene-ug/Kg	0045763-03		160	176	110.%	
1,3-Dichlorobenzene-ug/Kg	0045763-03		160	169	105.6%	
sec-Butylbenzene-ug/Kg	0045763-03		160	176	110.%	
1,4-Dichlorobenzene-ug/Kg	0045763-03		160	164	102.5%	
n-Butylbenzene-ug/Kg	0045763-03		160	182	113.8%	
1,2-Dichlorobenzene-ug/Kg	0045763-03		160	172	107.5%	
1,2-Dibromo-3-chloropropane-ug/Kg	0045763-03		160	172	107.5%	
1,2,4-Trichlorobenzene-ug/Kg	0045763-03		160	172	107.5%	
Hexachlorobutadiene-ug/Kg	0045763-03		160	175	109.4%	
Naphthalene-ug/Kg	0045763-03		160	169	105.6%	
1,2,3-Trichlorobenzene-ug/Kg	0045763-03		160	164	102.5%	

Type of QC	Surrogates	% Recovered	QC Limits (%)	
BLANK	1,2-Dichloroethane-d4	90%	70	130
BLANK	Toluene-d8	90%	70	130
BLANK	4-Bromofluorobenzene	87%	70	130
Type of QC	**Surrogates**	**% Recovered**	**QC Limits (%)**	
CONTROL	1,2-Dichloroethane-d4	91%	70	130
CONTROL	Toluene-d8	91%	70	130
CONTROL	4-Bromofluorobenzene	91%	70	130

Connecticut Testing Laboratories, Inc.

QUALITY CONTROL REPORT

EPA 8260B Volatile Organics RCP

Order#: 0315381

BLANK WATER	LAB-ID #	Sample Concentr.	Spike Concentr.	QC Test Result	Pct (%) Recovery	RPD
Dichlorodifluoromethane-ug/L	0045751-02			ND		
Chloromethane-ug/L	0045751-02			ND		
Vinyl chloride-ug/L	0045751-02			ND		
Bromomethane-ug/L	0045751-02			ND		
Chloroethane-ug/L	0045751-02			ND		
Trichlorofluoromethane-ug/L	0045751-02			ND		
Trichlorotrifluoroethane-ug/L	0045751-02			ND		
Acetone-ug/L	0045751-02			ND		
1,1-Dichloroethylene-ug/L	0045751-02			ND		
Methylene chloride-ug/L	0045751-02			ND		
Methyl tert-butyl ether (MTBE)-ug/L	0045751-02			ND		
Carbon disulfide-ug/L	0045751-02			ND		
Acrylonitrile-ug/L	0045751-02			ND		
trans-1,2-Dichloroethylene-ug/L	0045751-02			ND		
1,1-Dichloroethane-ug/L	0045751-02			ND		
Methyl ethyl ketone-ug/L	0045751-02			ND		
2,2-Dichloropropane-ug/L	0045751-02			ND		
cis-1,2-Dichloroethylene-ug/L	0045751-02			ND		
Tetrahydrofuran-ug/L	0045751-02			ND		
Chloroform-ug/L	0045751-02			ND		
Bromochloromethane-ug/L	0045751-02			ND		
1,1,1-Trichloroethane-ug/L	0045751-02			ND		
1,1-Dichloropropylene-ug/L	0045751-02			ND		
Carbon tetrachloride-ug/L	0045751-02			ND		
Benzene-ug/L	0045751-02			ND		
1,2-Dichloroethane-ug/L	0045751-02			ND		
Trichloroethylene-ug/L	0045751-02			ND		
1,2-Dichloropropane-ug/L	0045751-02			ND		
Bromodichloromethane-ug/L	0045751-02			ND		
Dibromomethane-ug/L	0045751-02			ND		
MIBK-ug/L	0045751-02			ND		
cis-1,3-Dichloropropylene-ug/L	0045751-02			ND		
Toluene-ug/L	0045751-02			ND		
trans-1,3-Dichloropropylene-ug/L	0045751-02			ND		
1,1,2-Trichloroethane-ug/L	0045751-02			ND		
Methyl butyl ketone-ug/L	0045751-02			ND		
Tetrachloroethylene-ug/L	0045751-02			ND		
1,3-Dichloropropane-ug/L	0045751-02			ND		
Dibromochloromethane-ug/L	0045751-02			ND		
1,2-Dibromoethane-ug/L	0045751-02			ND		

Connecticut Testing Laboratories, Inc.

QUALITY CONTROL REPORT

EPA 8260B Volatile Organics RCP

Order#: 0315381

BLANK WATER	LAB-ID #	Sample Concentr.	Spike Concentr.	QC Test Result	Pct (%) Recovery	RPD
Chlorobenzene-ug/L	0045751-02			ND		
Ethyl Benzene-ug/L	0045751-02			ND		
1,1,1,2-Tetrachloroethane-ug/L	0045751-02			ND		
p/m-Xylene-ug/L	0045751-02			ND		
o-Xylene-ug/L	0045751-02			ND		
Styrene-ug/L	0045751-02			ND		
Bromoform-ug/L	0045751-02			ND		
Isopropylbenzene-ug/L	0045751-02			ND		
1,1,2,2-Tetrachloroethane-ug/L	0045751-02			ND		
Bromobenzene-ug/L	0045751-02			ND		
n-Propylbenzene-ug/L	0045751-02			ND		
1,2,3-Trichloropropane-ug/L	0045751-02			ND		
2-Chlorotoluene-ug/L	0045751-02			ND		
1,2,4-Trimethylbenzene-ug/L	0045751-02			ND		
t-1,4-Dichloro-2-butene-ug/L	0045751-02			ND		
4-Chlorotoluene-ug/L	0045751-02			ND		
tert-Butylbenzene-ug/L	0045751-02			ND		
1,3,5-Trimethylbenzene-ug/L	0045751-02			ND		
p-Isopropyltoluene-ug/L	0045751-02			ND		
1,3-Dichlorobenzene-ug/L	0045751-02			ND		
sec-Butylbenzene-ug/L	0045751-02			ND		
1,4-Dichlorobenzene-ug/L	0045751-02			ND		
n-Butylbenzene-ug/L	0045751-02			ND		
1,2-Dichlorobenzene-ug/L	0045751-02			ND		
1,2-Dibromo-3-chloropropane-ug/L	0045751-02			ND		
1,2,4-Trichlorobenzene-ug/L	0045751-02			ND		
Hexachlorobutadiene-ug/L	0045751-02			ND		
Naphthalene-ug/L	0045751-02			ND		
1,2,3-Trichlorobenzene-ug/L	0045751-02			ND		
CONTROL WATER	**LAB-ID #**	**Sample Concentr.**	**Spike Concentr.**	**QC Test Result**	**Pct (%) Recovery**	**RPD**
Dichlorodifluoromethane-ug/L	0045751-03		48.0	40.0	83.3%	
Chloromethane-ug/L	0045751-03		48.0	46.0	95.8%	
Vinyl chloride-ug/L	0045751-03		48.0	47.0	97.9%	
Bromomethane-ug/L	0045751-03		48.0	47.0	97.9%	
Chloroethane-ug/L	0045751-03		48.0	53.0	110.4%	
Trichlorofluoromethane-ug/L	0045751-03		48.0	45.0	93.8%	
Trichlorotrifluoroethane-ug/L	0045751-03		48.0	45.0	93.8%	
Acetone-ug/L	0045751-03		48.0	37.0	77.1%	
1,1-Dichloroethylene-ug/L	0045751-03		48.0	51.0	106.3%	

Connecticut Testing Laboratories, Inc.

QUALITY CONTROL REPORT

EPA 8260B Volatile Organics RCP

Order#: 0315381

CONTROL WATER	LAB-ID #	Sample Concentr.	Spike Concentr.	QC Test Result	Pct (%) Recovery	RPD
Methylene chloride-ug/L	0045751-03		48.0	50.0	104.2%	
Methyl tert-butyl ether (MTBE)-ug/L	0045751-03		48.0	50.0	104.2%	
Carbon disulfide-ug/L	0045751-03		48.0	50.0	104.2%	
Acrylonitrile-ug/L	0045751-03		48.0	43.0	89.6%	
trans-1,2-Dichloroethylene-ug/L	0045751-03		48.0	50.0	104.2%	
1,1-Dichloroethane-ug/L	0045751-03		48.0	50.0	104.2%	
Methyl ethyl ketone-ug/L	0045751-03		48.0	38.0	79.2%	
2,2-Dichloropropane-ug/L	0045751-03		48.0	47.0	97.9%	
cis-1,2-Dichloroethylene-ug/L	0045751-03		48.0	49.0	102.1%	
Tetrahydrofuran-ug/L	0045751-03		48.0	35.0	72.9%	
Chloroform-ug/L	0045751-03		48.0	46.0	95.8%	
Bromochloromethane-ug/L	0045751-03		48.0	42.0	87.5%	
1,1,1-Trichloroethane-ug/L	0045751-03		48.0	48.0	100.%	
1,1-Dichloropropylene-ug/L	0045751-03		48.0	49.0	102.1%	
Carbon tetrachloride-ug/L	0045751-03		48.0	48.0	100.%	
Benzene-ug/L	0045751-03		48.0	50.0	104.2%	
1,2-Dichloroethane-ug/L	0045751-03		48.0	46.0	95.8%	
Trichloroethylene-ug/L	0045751-03		48.0	47.0	97.9%	
1,2-Dichloropropane-ug/L	0045751-03		48.0	46.0	95.8%	
Bromodichloromethane-ug/L	0045751-03		48.0	44.0	91.7%	
Dibromomethane-ug/L	0045751-03		48.0	40.0	83.3%	
MIBK-ug/L	0045751-03		48.0	37.0	77.1%	
cis-1,3-Dichloropropylene-ug/L	0045751-03		48.0	44.0	91.7%	
Toluene-ug/L	0045751-03		48.0	47.0	97.9%	
trans-1,3-Dichloropropylene-ug/L	0045751-03		48.0	44.0	91.7%	
1,1,2-Trichloroethane-ug/L	0045751-03		48.0	41.0	85.4%	
Methyl butyl ketone-ug/L	0045751-03		48.0	34.0	70.8%	
Tetrachloroethylene-ug/L	0045751-03		48.0	48.0	100.%	
1,3-Dichloropropane-ug/L	0045751-03		48.0	42.0	87.5%	
Dibromochloromethane-ug/L	0045751-03		48.0	41.0	85.4%	
1,2-Dibromoethane-ug/L	0045751-03		48.0	38.0	79.2%	
Chlorobenzene-ug/L	0045751-03		48.0	45.0	93.8%	
Ethyl Benzene-ug/L	0045751-03		48.0	48.0	100.%	
1,1,1,2-Tetrachloroethane-ug/L	0045751-03		48.0	44.0	91.7%	
p/m-Xylene-ug/L	0045751-03		96.0	99.0	103.1%	
o-Xylene-ug/L	0045751-03		48.0	47.0	97.9%	
Styrene-ug/L	0045751-03		48.0	46.0	95.8%	
Bromoform-ug/L	0045751-03		48.0	42.0	87.5%	
Isopropylbenzene-ug/L	0045751-03		48.0	42.0	87.5%	
1,1,2,2-Tetrachloroethane-ug/L	0045751-03		48.0	35.0	72.9%	

Connecticut Testing Laboratories, Inc.

QUALITY CONTROL REPORT

EPA 8260B Volatile Organics RCP

Order#: 0315381

CONTROL WATER	LAB-ID #	Sample Concentr.	Spike Concentr.	QC Test Result	Pct (%) Recovery	RPD
Bromobenzene-ug/L	0045751-03		48.0	40.0	83.3%	
n-Propylbenzene-ug/L	0045751-03		48.0	41.0	85.4%	
1,2,3-Trichloropropane-ug/L	0045751-03		48.0	36.0	75.%	
2-Chlorotoluene-ug/L	0045751-03		48.0	37.0	77.1%	
1,2,4-Trimethylbenzene-ug/L	0045751-03		48.0	41.0	85.4%	
t-1,4-Dichloro-2-butene-ug/L	0045751-03		48.0	42.0	87.5%	
4-Chlorotoluene-ug/L	0045751-03		48.0	41.0	85.4%	
tert-Butylbenzene-ug/L	0045751-03		48.0	41.0	85.4%	
1,3,5-Trimethylbenzene-ug/L	0045751-03		48.0	42.0	87.5%	
p-Isopropyltoluene-ug/L	0045751-03		48.0	42.0	87.5%	
1,3-Dichlorobenzene-ug/L	0045751-03		48.0	41.0	85.4%	
sec-Butylbenzene-ug/L	0045751-03		48.0	42.0	87.5%	
1,4-Dichlorobenzene-ug/L	0045751-03		48.0	41.0	85.4%	
n-Butylbenzene-ug/L	0045751-03		48.0	41.0	85.4%	
1,2-Dichlorobenzene-ug/L	0045751-03		48.0	39.0	81.3%	
1,2-Dibromo-3-chloropropane-ug/L	0045751-03		48.0	34.0	70.8%	
1,2,4-Trichlorobenzene-ug/L	0045751-03		48.0	40.0	83.3%	
Hexachlorobutadiene-ug/L	0045751-03		48.0	43.0	89.6%	
Naphthalene-ug/L	0045751-03		48.0	35.0	72.9%	
1,2,3-Trichlorobenzene-ug/L	0045751-03		48.0	38.0	79.2%	

Type of QC	Surrogates	% Recovered	QC Limits (%)	
BLANK	1,2-Dichloroethane-d4	91%	70	130
BLANK	Toluene-d8	89%	70	130
BLANK	4-Bromofluorobenzene	88%	70	130
Type of QC	**Surrogates**	**% Recovered**	**QC Limits (%)**	
CONTROL	1,2-Dichloroethane-d4	77%	70	130
CONTROL	Toluene-d8	89%	70	130
CONTROL	4-Bromofluorobenzene	93%	70	130

Connecticut Testing Laboratories, Inc.

QUALITY CONTROL REPORT

EPA 8270C PAH - RCP

Order#: 0315381

BLANK SOIL	LAB-ID #	Sample Concentr.	Spike Concentr.	QC Test Result	Pct (%) Recovery	RPD
Naphthalene-ug/Kg	0045712-02			ND		
2-Methylnaphthalene-ug/Kg	0045712-02			ND		
2-Chloronaphthalene-ug/Kg	0045712-02			ND		
Acenaphthylene-ug/Kg	0045712-02			ND		
Acenaphthene-ug/Kg	0045712-02			ND		
Fluorene-ug/Kg	0045712-02			ND		
Phenanthrene-ug/Kg	0045712-02			ND		
Anthracene-ug/Kg	0045712-02			ND		
Carbazole-ug/Kg	0045712-02			ND		
Fluoranthene-ug/Kg	0045712-02			ND		
Pyrene-ug/Kg	0045712-02			ND		
Benzo(a)anthracene-ug/Kg	0045712-02			ND		
Chrysene-ug/Kg	0045712-02			ND		
Benzo(b)fluoranthene-ug/Kg	0045712-02			ND		
Benzo(k)fluoranthene-ug/Kg	0045712-02			ND		
Benzo(a)pyrene-ug/Kg	0045712-02			ND		
Indeno(1,2,3-cd)Pyrene-ug/Kg	0045712-02			ND		
Dibenzo(a,h)Anthracene-ug/Kg	0045712-02			ND		
Benzo(g,h,i)Perylene-ug/Kg	0045712-02			ND		

CONTROL SOIL	LAB-ID #	Sample Concentr.	Spike Concentr.	QC Test Result	Pct (%) Recovery	RPD
Naphthalene-ug/Kg	0045712-03		600	641	106.8%	
2-Methylnaphthalene-ug/Kg	0045712-03		600	588	98.%	
2-Chloronaphthalene-ug/Kg	0045712-03		600	592	98.7%	
Acenaphthylene-ug/Kg	0045712-03		600	572	95.3%	
Acenaphthene-ug/Kg	0045712-03		600	610	101.7%	
Fluorene-ug/Kg	0045712-03		600	602	100.3%	
Phenanthrene-ug/Kg	0045712-03		600	608	101.3%	
Anthracene-ug/Kg	0045712-03		600	618	103.%	
Carbazole-ug/Kg	0045712-03		600	634	105.7%	
Fluoranthene-ug/Kg	0045712-03		600	590	98.3%	
Pyrene-ug/Kg	0045712-03		600	593	98.8%	
Benzo(a)anthracene-ug/Kg	0045712-03		600	540	90.%	
Chrysene-ug/Kg	0045712-03		600	591	98.5%	
Benzo(b)fluoranthene-ug/Kg	0045712-03		600	461	76.8%	
Benzo(k)fluoranthene-ug/Kg	0045712-03		600	491	81.8%	
Benzo(a)pyrene-ug/Kg	0045712-03		600	465	77.5%	
Indeno(1,2,3-cd)Pyrene-ug/Kg	0045712-03		600	503	83.8%	
Dibenzo(a,h)Anthracene-ug/Kg	0045712-03		600	510	85.%	
Benzo(g,h,i)Perylene-ug/Kg	0045712-03		600	509	84.8%	

Connecticut Testing Laboratories, Inc.

QUALITY CONTROL REPORT

EPA 8270C PAH - RCP

Order#: 0315381

Type of QC	Surrogates	% Recovered	QC Limits (%)	
BLANK	Nitrobenzene-d5	96%	70	130
BLANK	2-Fluorobiphenyl	96%	70	130
BLANK	p-Terpenyl-d14	95%	40	130
Type of QC	**Surrogates**	**% Recovered**	**QC Limits (%)**	
CONTROL	Nitrobenzene-d5	98%	30	130
CONTROL	2-Fluorobiphenyl	95%	30	130
CONTROL	p-Terpenyl-d14	97%	30	130

Connecticut Testing Laboratories, Inc.

QUALITY CONTROL REPORT

EPA 8270C PAH - RCP

Order#: 0315381

BLANK SOIL	LAB-ID #	Sample Concentr.	Spike Concentr.	QC Test Result	Pct (%) Recovery	RPD
Naphthalene-ug/Kg	0045723-02			ND		
2-Methylnaphthalene-ug/Kg	0045723-02			ND		
2-Chloronaphthalene-ug/Kg	0045723-02			ND		
Acenaphthylene-ug/Kg	0045723-02			ND		
Acenaphthene-ug/Kg	0045723-02			ND		
Fluorene-ug/Kg	0045723-02			ND		
Phenanthrene-ug/Kg	0045723-02			ND		
Anthracene-ug/Kg	0045723-02			ND		
Carbazole-ug/Kg	0045723-02			ND		
Fluoranthene-ug/Kg	0045723-02			ND		
Pyrene-ug/Kg	0045723-02			ND		
Benzo(a)anthracene-ug/Kg	0045723-02			ND		
Chrysene-ug/Kg	0045723-02			ND		
Benzo(b)fluoranthene-ug/Kg	0045723-02			ND		
Benzo(k)fluoranthene-ug/Kg	0045723-02			ND		
Benzo(a)pyrene-ug/Kg	0045723-02			ND		
Indeno(1,2,3-cd)Pyrene-ug/Kg	0045723-02			ND		
Dibenzo(a,h)Anthracene-ug/Kg	0045723-02			ND		
Benzo(g,h,i)Perylene-ug/Kg	0045723-02			ND		
CONTROL SOIL	**LAB-ID #**	**Sample Concentr.**	**Spike Concentr.**	**QC Test Result**	**Pct (%) Recovery**	**RPD**
Naphthalene-ug/Kg	0045723-03		600	646	107.7%	
2-Methylnaphthalene-ug/Kg	0045723-03		600	628	104.7%	
2-Chloronaphthalene-ug/Kg	0045723-03		600	641	106.8%	
Acenaphthylene-ug/Kg	0045723-03		600	634	105.7%	
Acenaphthene-ug/Kg	0045723-03		600	615	102.5%	
Fluorene-ug/Kg	0045723-03		600	613	102.2%	
Phenanthrene-ug/Kg	0045723-03		600	596	99.3%	
Anthracene-ug/Kg	0045723-03		600	601	100.2%	
Carbazole-ug/Kg	0045723-03		600	606	101.%	
Fluoranthene-ug/Kg	0045723-03		600	586	97.7%	
Pyrene-ug/Kg	0045723-03		600	578	96.3%	
Benzo(a)anthracene-ug/Kg	0045723-03		600	481	80.2%	
Chrysene-ug/Kg	0045723-03		600	583	97.2%	
Benzo(b)fluoranthene-ug/Kg	0045723-03		600	615	102.5%	
Benzo(k)fluoranthene-ug/Kg	0045723-03		600	521	86.8%	
Benzo(a)pyrene-ug/Kg	0045723-03		600	546	91.%	
Indeno(1,2,3-cd)Pyrene-ug/Kg	0045723-03		600	532	88.7%	
Dibenzo(a,h)Anthracene-ug/Kg	0045723-03		600	545	90.8%	
Benzo(g,h,i)Perylene-ug/Kg	0045723-03		600	567	94.5%	

Connecticut Testing Laboratories, Inc.

QUALITY CONTROL REPORT

EPA 8270C PAH - RCP

Order#: 0315381

Type of QC	Surrogates	% Recovered	QC Limits (%)	
BLANK	Nitrobenzene-d5	95%	70	130
BLANK	2-Fluorobiphenyl	100%	70	130
BLANK	p-Terpenyl-d14	91%	40	130
Type of QC	**Surrogates**	**% Recovered**	**QC Limits (%)**	
CONTROL	Nitrobenzene-d5	95%	30	130
CONTROL	2-Fluorobiphenyl	104%	30	130
CONTROL	p-Terpenyl-d14	96%	30	130

Connecticut Testing Laboratories, Inc.

QUALITY CONTROL REPORT

EPA 8270C PAH - RCP

Order#: 0315381

BLANK WATER	LAB-ID #	Sample Concentr.	Spike Concentr.	QC Test Result	Pct (%) Recovery	RPD
Naphthalene-ug/L	0045787-02			ND		
2-Methylnaphthalene-ug/L	0045787-02			ND		
2-Chloronaphthalene-ug/L	0045787-02			ND		
Acenaphthylene-ug/L	0045787-02			ND		
Acenaphthene-ug/L	0045787-02			ND		
Fluorene-ug/L	0045787-02			ND		
Phenanthrene-ug/L	0045787-02			ND		
Anthracene-ug/L	0045787-02			ND		
Carbazole-ug/L	0045787-02			ND		
Fluoranthene-ug/L	0045787-02			ND		
Pyrene-ug/L	0045787-02			ND		
Benzo(a)anthracene-ug/L	0045787-02			ND		
Chrysene-ug/L	0045787-02			ND		
Benzo(b)fluoranthene-ug/L	0045787-02			ND		
Benzo(k)fluoranthene-ug/L	0045787-02			ND		
Benzo(a)pyrene-ug/L	0045787-02			ND		
Indeno(1,2,3-cd)Pyrene-ug/L	0045787-02			ND		
Dibenzo(a,h)Anthracene-ug/L	0045787-02			ND		
Benzo(g,h,i)Perylene-ug/L	0045787-02			ND		
CONTROL WATER	LAB-ID #	Sample Concentr.	Spike Concentr.	QC Test Result	Pct (%) Recovery	RPD
Naphthalene-ug/L	0045787-03		1.0	0.950	95.%	
2-Methylnaphthalene-ug/L	0045787-03		1.0	0.930	93.%	
2-Chloronaphthalene-ug/L	0045787-03		1.0	0.90	90.%	
Acenaphthylene-ug/L	0045787-03		1.0	0.860	86.%	
Acenaphthene-ug/L	0045787-03		1.0	0.950	95.%	
Fluorene-ug/L	0045787-03		1.0	0.940	94.%	
Phenanthrene-ug/L	0045787-03		1.0	0.950	95.%	
Anthracene-ug/L	0045787-03		1.0	0.760	76.%	
Carbazole-ug/L	0045787-03		1.0	0.910	91.%	
Fluoranthene-ug/L	0045787-03		1.0	0.950	95.%	
Pyrene-ug/L	0045787-03		1.0	0.950	95.%	
Benzo(a)anthracene-ug/L	0045787-03		1.0	0.880	88.%	
Chrysene-ug/L	0045787-03		1.0	0.970	97.%	
Benzo(b)fluoranthene-ug/L	0045787-03		1.0	0.810	81.%	
Benzo(k)fluoranthene-ug/L	0045787-03		1.0	0.940	94.%	
Benzo(a)pyrene-ug/L	0045787-03		1.0	0.80	80.%	
Indeno(1,2,3-cd)Pyrene-ug/L	0045787-03		1.0	0.760	76.%	
Dibenzo(a,h)Anthracene-ug/L	0045787-03		1.0	0.740	74.%	
Benzo(g,h,i)Perylene-ug/L	0045787-03		1.0	0.810	81.%	

Connecticut Testing Laboratories, Inc.

QUALITY CONTROL REPORT

EPA 8270C PAH - RCP

Order#: 0315381

Type of QC	Surrogates	% Recovered	QC Limits (%)	
BLANK	Nitrobenzene-d5	76%	70	130
BLANK	2-Fluorobiphenyl	73%	70	130
BLANK	p-Terpenyl-d14	96%	40	130
Type of QC	**Surrogates**	**% Recovered**	**QC Limits (%)**	
CONTROL	Nitrobenzene-d5	108%	30	130
CONTROL	2-Fluorobiphenyl	98%	15	120
CONTROL	p-Terpenyl-d14	105%	30	130

RCP DQA SUMMARY TABLE

EPA Method 6010B
SPLP EPA 1312
EPA 3050B

CTL Lab # 0315381
Client: Comprehensive Environmental
Project: 284-17

CTL Sample #	Analyte	QC Type	Date Tested	Spike Value	Result	RCP Criteria	%R	RPD	Bias	DEVIATIONS
3489-3492	8 RCRA,Cu,Ni,Zn (less Hg)	ICAL	3/30/2015	3 Levels	Pass	"r" > 0.995				No Anomalies
3489-3492	8 RCRA,Cu,Ni,Zn (less Hg)	ICV	3/30/2015	Varies	Pass	±10% TV				No Anomalies
3489-3492	8 RCRA,Cu,Ni,Zn (less Hg)	ICVD	3/30/2015	Varies	Pass	<5% RPD				No Anomalies
3489-3492	8 RCRA,Cu,Ni,Zn (less Hg)	ICB	3/30/2015	0.0	Pass	<RL				No Anomalies
3489-3492	8 RCRA,Cu,Ni,Zn (less Hg)	LLCC	3/30/2015	</=RL	Pass	±30% except Sb, As, Co & Tl +50%				No Anomalies
3489-3492	8 RCRA,Cu,Ni,Zn (less Hg)	CCV	3/30/2015	1.00	Pass	±10% TV				No Anomalies
3489-3492	8 RCRA,Cu,Ni,Zn (less Hg)	CCVD	3/30/2015	1.00	Pass	<5% RPD				No Anomalies
3489-3492	8 RCRA,Cu,Ni,Zn (less Hg)	CCB	3/30/2015	0.0	Pass	<RL				No Anomalies
3489-3492	8 RCRA,Cu,Ni,Zn (less Hg)	ICSA/B	3/30/2015	Varies	Pass	±20%				No Anomalies
3489-3492	8 RCRA,Cu,Ni,Zn (less Hg)	MB	3/30/2015	0.0	Pass	Targets<RL				No Anomalies
3489-3492	8 RCRA,Cu,Ni,Zn (less Hg)	LCS	3/30/2015	Varies	Pass	±20%R				No Anomalies
	8 RCRA,Cu,Ni,Zn (less Hg)	MS	----	Varies	----	75-125% R	----	----	----	
	8 RCRA,Cu,Ni,Zn (less Hg)	MD	----	----	----	<20% RPD Aqueous, <35% RPD Solid	----	----	----	
	8 RCRA,Cu,Ni,Zn (less Hg)	MSD	----	Varies	----	<20% RPD Aqueous, <35% RPD Solid	----	----	----	

ICAL = Initial Calibration
ICV= Initial Calibration Verification
ICVD= Intial Caibration Verification Dupe
ICB= Initial Calibration Blank
LLCC= Low Level Calibration Check (CRDL)
CCV= Continuing Calibration Verification
CCVD= Continuing Calibration Verification Duplicate

CCB= Continuing Calibration Blank
ICSA/B= Interference Check Standards
MB= Method Blank
LCS= Laboratory Control Sample
MS= Matrix Spike
MSD= Matrix Spike Duplicate
MD= Matrix Duplicate

"r"= Correlation Coefficient
TV= True Value
RPD= Relative Percent Difference
%R= % Recovery
RL= reporting Level

RCP DQA SUMMARY TABLE

EPA Method 7470A/7471A
SPLP EPA 1312
Mass Analysis

CTL Lab No.: 0315381
Client: Comprehensive Environmental
Project: 284-17

CTL Sample #	Analyte	QC Type	Date Tested	Spike Value	Result	RCP Criteria	%R	RPD	Bias	DEVIATIONS
3489-3492	Mercury	ICAL	3/31/2015	6 Levels	Pass	"r" > 0.995				No Anomalies
3489-3492	Mercury	ICV	3/31/2015	Varies	Pass	±10% TV				No Anomalies
3489-3492	Mercury	ICB	3/31/2015	0.0	Pass	<RL				No Anomalies
3489-3492	Mercury	Beg CCV	3/31/2015	0.005	Pass	±20% TV				No Anomalies
3489-3492	Mercury	CCB	3/31/2015	0.0	Pass	<RL				No Anomalies
3489-3492	Mercury	MB	3/31/2015	0.0	Pass	<RL				No Anomalies
3489-3492	Mercury	LCS	3/31/2015	Varies	Pass	±20% TV Aqueous, 95% CL				No Anomalies
	Mercury	MD	----	----	----	±20% RPD Aqueous, ±35% RPD	----	----	----	
	Mercury	MS	----	Varies	----	75-125% R	----	----	----	
	Mercury	MSD	----	Varies	----	75-125% R	----	----	----	
3489-3492	Mercury	End CCV	3/31/2015	0.005	Pass	±20% TV				No Anomalies

ICAL = Initial Calibration
ICV= Initial Calibration Verification
ICB= Initial Calibration Blank
Beg CCV= Beginning Continuing Calibration Verification
CCB= Continuing Calibration Verification
End CCV= End Continuing Calibration Verification

MB= Method Blank
LCS= Laboratory Control Sample
MD= Matrix Dupe
MS= Matrix Spike
MSD= Matrix Spike Duplicate

r= Correlation Coefficient
TV= True Value
RL= Reporting Level
CL = Confidence Limits
RPD= Relative Percent Difference
%R= % Recovery

RCP DQA SUMMARY TABLE

EPA Method 6010B

CTL Lab # 0315381
Client: Comprehensive Environmental
Project: 284-17

CTL Sample #	Analyte	QC Type	Date Tested	Spike Value	Result	RCP Criteria	%R	RPD	Bias	DEVIATIONS
3494	8 RCRA,Cu,Ni,Zn (less Hg)	ICAL	3/30/2015	3 Levels	Pass	"r" > 0.995				No Anomalies
3494	8 RCRA,Cu,Ni,Zn (less Hg)	ICV	3/30/2015	Varies	Pass	±10% TV				No Anomalies
3494	8 RCRA,Cu,Ni,Zn (less Hg)	ICVD	3/30/2015	Varies	Pass	<5% RPD				No Anomalies
3494	8 RCRA,Cu,Ni,Zn (less Hg)	ICB	3/30/2015	0.0	Pass	<RL				No Anomalies
3494	8 RCRA,Cu,Ni,Zn (less Hg)	LLCC	3/30/2015	</=RL	Pass	±30% except Sb, As, Co & Tl +50%				No Anomalies
3494	8 RCRA,Cu,Ni,Zn (less Hg)	CCV	3/30/2015	1.00	Pass	±10% TV				No Anomalies
3494	8 RCRA,Cu,Ni,Zn (less Hg)	CCVD	3/30/2015	1.00	Pass	<5% RPD				No Anomalies
3494	8 RCRA,Cu,Ni,Zn (less Hg)	CCB	3/30/2015	0.0	Pass	<RL				No Anomalies
3494	8 RCRA,Cu,Ni,Zn (less Hg)	ICSA/B	3/30/2015	Varies	Pass	±20%				No Anomalies
3494	8 RCRA,Cu,Ni,Zn (less Hg)	MB	3/30/2015	0.0	Pass	Targets<RL				No Anomalies
3494	8 RCRA,Cu,Ni,Zn (less Hg)	LCS	3/30/2015	Varies	Pass	±20%R				No Anomalies
	8 RCRA,Cu,Ni,Zn (less Hg)	MS	----	Varies	----	75-125% R	----	----	----	
	8 RCRA,Cu,Ni,Zn (less Hg)	MD	----	----	----	<20% RPD Aqueous, <35% RPD Solid	----	----	----	
	8 RCRA,Cu,Ni,Zn (less Hg)	MSD	----	Varies	----	<20% RPD Aqueous, <35% RPD Solid	----	----	----	

ICAL = Initial Calibration
ICV= Initial Calibration Verification
ICVD= Intial Caibration Verification Dupe
ICB= Initial Calibration Blank
LLCC= Low Level Calibration Check (CRDL)
CCV= Continuing Calibration Verification
CCVD= Continuing Calibration Verification Duplicate

CCB= Continuing Calibration Blank
ICSA/B= Interference Check Standards
MB= Method Blank
LCS= Laboratory Control Sample
MS= Matrix Spike
MSD= Matrix Spike Duplicate
MD= Matrix Duplicate

"r"= Correlation Coefficient
TV= True Value
RPD= Relative Percent Difference
%R= % Recovery
RL= reporting Level

RCP DQA SUMMARY TABLE

EPA Method 7470A/7471A

CTL Lab No.: 0315381
Client: Comprehensive Environmental
Project: 284-17

CTL Sample #	Analyte	QC Type	Date Tested	Spike Value	Result	RCP Criteria	%R	RPD	Bias	DEVIATIONS
3494	Mercury	ICAL	3/31/2015	6 Levels	Pass	"r" > 0.995				No Anomalies
3494	Mercury	ICV	3/31/2015	Varies	Pass	±10% TV				No Anomalies
3494	Mercury	ICB	3/31/2015	0.0	Pass	<RL				No Anomalies
3494	Mercury	Beg CCV	3/31/2015	0.005	Pass	±20% TV				No Anomalies
3494	Mercury	CCB	3/31/2015	0.0	Pass	<RL				No Anomalies
3494	Mercury	MB	3/31/2015	0.0	Pass	<RL				No Anomalies
3494	Mercury	LCS	3/31/2015	Varies	Pass	±20% TV Aqueous, 95% CL				No Anomalies
	Mercury	MD	----	----	----	±20% RPD Aqueous, ±35% RPD	----	----	----	
	Mercury	MS	----	Varies	----	75-125% R	----	----	----	
	Mercury	MSD	----	Varies	----	75-125% R	----	----	----	
3494	Mercury	End CCV	3/31/2015	0.005	Pass	±20% TV				No Anomalies

ICAL = Initial Calibration
ICV= Initial Calibration Verification
ICB= Initial Calibration Blank
Beg CCV= Beginning Continuing Calibration Verification
CCB= Continuing Calibration Verification
End CCV= End Continuing Calibration Verification

MB= Method Blank
LCS= Laboratory Control Sample
MD= Matrix Dupe
MS= Matrix Spike
MSD= Matrix Spike Duplicate

r= Correlation Coefficient
TV= True Value
RL= Reporting Level
CL = Confidence Limits
RPD= Relative Percent Difference
%R= % Recovery

RCP DQA SUMMARY TABLE

EPA Method 6010B
SPLP EPA 1312
EPA 3050B

CTL Lab # 0315381
Client: Comprehensive Environmental
Project: 284-17

CTL Sample #	Analyte	QC Type	Date Tested	Spike Value	Result	RCP Criteria	%R	RPD	Bias	DEVIATIONS
3485-3488	Pb	ICAL	3/30/2015	3 Levels	Pass	"r" > 0.995				No Anomalies
3485-3488	Pb	ICV	3/30/2015	Varies	Pass	±10% TV				No Anomalies
3485-3488	Pb	ICVD	3/30/2015	Varies	Pass	<5% RPD				No Anomalies
3485-3488	Pb	ICB	3/30/2015	0.0	Pass	<RL				No Anomalies
3485-3488	Pb	LLCC	3/30/2015	</=RL	Pass	±30% except Sb, As, Co & Tl ±50%				No Anomalies
3485-3488	Pb	CCV	3/30/2015	1.00	Pass	±10% TV				No Anomalies
3485-3488	Pb	CCVD	3/30/2015	1.00	Pass	<5% RPD				No Anomalies
3485-3488	Pb	CCB	3/30/2015	0.0	Pass	<RL				No Anomalies
3485-3488	Pb	ICSA/B	3/30/2015	Varies	Pass	±20%				No Anomalies
3485-3488	Pb	MB	3/30/2015	0.0	Pass	Targets<RL				No Anomalies
3485-3488	Pb	LCS	3/30/2015	Varies	Pass	±20%R				No Anomalies
	Pb	MS	----	Varies	----	75-125% R	----	----	----	
	Pb	MD	----	----	----	<20% RPD Aqueous, <35% RPD Solid	----	----	----	
	Pb	MSD	----	Varies	----	<20% RPD Aqueous, <35% RPD Solid	----	----	----	

ICAL = Initial Calibration
ICV= Initial Calibration Verification
ICVD= Intial Caibration Verification Dupe
ICB= Initial Calibration Blank
LLCC= Low Level Calibration Check (CRDL)
CCV= Continuing Calibration Verification
CCVD= Continuing Calibration Verification Duplicate

CCB= Continuing Calibration Blank
ICSA/B= Interference Check Standards
MB= Method Blank
LCS= Laboratory Control Sample
MS= Matrix Spike
MSD= Matrix Spike Duplicate
MD= Matrix Duplicate

"r"= Correlation Coefficient
TV= True Value
RPD= Relative Percent Difference
%R= % Recovery
RL= reporting Level

CONNECTICUT TESTING LAB'S, INC.

RCP DQA SUMMARY TABLE

CT ETPH

CTL Lab # 0315381
Client: Comprehensive Envronmental
Project: 284-17

CTL Sample #	Analyte	QC Type		Calibr. Date			Criteria				Notes
3489 - 3492	CT ETPH	ICAL		1/20/15			≤30% RSD				No Anomalies
3489 - 3492	CT ETPH	ICV		1/20/15			See Method				No Anomalies
3489 - 3492	CT ETPH	DChk		1/20/15			+/- 20% D				Meets Method Requirements

Batch 1

		QC Type	Result	Spike Value	%D	%R	Criteria	Bias	RPD	RPD Bias	
3490 - 3492	CT ETPH	CCAL					+/-30%D				No Anomalies
3490 - 3492	CT ETPH	DChk					Pass				Meets Method Requirements
3490 - 3492	CT ETPH	MB	ND				Targets <RL				No Anomalies
3490 - 3492	CT ETPH	LCS					60-120%R				No Anomalies
3490 - 3492	CT ETPH	SR					50-150%R				No Anomalies
---	CT ETPH	MS	----	----		----	50-150%R	----	----	----	---
---	CT ETPH	MSD	----	----		----	50-150%R RPD≤30	----	----	----	---

Batch 2

		QC Type	Result	Spike Value	%D	%R	Criteria	Bias	RPD	RPD Bias	
3489	CT ETPH	CCAL					+/-30%D				No Anomalies
3489	CT ETPH	DChk					Pass				Meets Method Requirements
3489	CT ETPH	MB	ND				Targets <RL				No Anomalies
3489	CT ETPH	LCS					60-120%R				No Anomalies
3489	CT ETPH	SR					50-150%R				No Anomalies
---	CT ETPH	MS	----	----		----	50-150%R	----	----	----	---
---	CT ETPH	MSD	----	----		----	50-150%R RPD≤30	----	----	----	---

L=Low H= High NDR=Non Directional
ICAL = Initial Calibration
ICV= Initial Calibration Verification
DChk= Discrimination Check
CCAL=Continuing Calibration

MB= Method Blank
LCS= Laboratory Control Sample
SR= Surrogate Recovery
MS= Matrix Spike
MSD= Matrix Spike Duplicate

RSD= Relative Standard Deviation
%D=% Drift
%R= % Recovery
RPD= Relative Percent Difference

CONNECTICUT TESTING LAB'S, INC.

RCP DQA SUMMARY TABLE

CT ETPH

CTL Lab # 0315381
Client: CEI
Project: 284-17

CTL Sample #	Analyte	QC Type		Calibr. Date			Criteria				Notes
3494	CT ETPH	ICAL		9/9/14			≤30% RSD				No Anomalies
3494	CT ETPH	ICV		9/9/14			See Method				No Anomalies
3494	CT ETPH	DChk		9/9/14			+/- 20% D				Meets Method Requirements

		QC Type	Result	Spike Value	%D	%R	Criteria	Bias	RPD	RPD Bias	
3494	CT ETPH	CCAL					+/-30%D				No Anomalies
3494	CT ETPH	DChk					Pass				Meets Method Requirements
3494	CT ETPH	MB	ND				Targets <RL				No Anomalies
3494	CT ETPH	LCS					60-120%R				No Anomalies
3494	CT ETPH	SR					50-150%R				No Anomalies
----	CT ETPH	MS	----	----		----	50-150%R	----	----	----	----
----	CT ETPH	MSD	----	----		----	50-150%R RPD≤30	----	----	----	----

L=Low H= High NDR=Non Directional
ICAL = Initial Calibration
ICV= Initial Calibration Verification
DChk= Discrimination Check
CCAL=Continuing Calibration

MB= Method Blank
LCS= Laboratory Control Sample
SR= Surrogate Recovery
MS= Matrix Spike
MSD= Matrix Spike Duplicate

RSD= Relative Standard Deviation
%D=% Drift
%R= % Recovery
RPD= Relative Percent Difference

RCP DQA SUMMARY TABLE

EPA Method 8082

CTL Lab No.: 0315381
Client: Comprehensive Environmental
Project: 284-17

CTL Sample #	Analyte	QC Type		Calibr. Date			RCP Criteria				Notes
3489	Ac1016, Ac1221, Ac1232, Ac1242, Ac 1248, Ac1254, Ac 1260	ICAL	6 Levels	03/25/15			%RSD≤20				No Anomalies
3489	ALL	ICV	2nd Source	03/25/15			----				No Anomalies

		QC Type	Result	Spike Value	%D	%R	RCP Criteria	Bias	RPD	RPD Bias	
3489	Ac1016, Ac1260	Beg CCAL					≤15% D				No Anomalies
3489	Ac1016, Ac1221, Ac1232, Ac1242, Ac 1248, Ac1254, Ac 1260	MB	ND				Targets <RL				No Anomalies
3489	Ac1016, Ac1260	LCS					40-140% R				No Anomalies
3489	Decachlorobiphenyl, Tetrachloro-m-xylene	SR					30-150% R				No Anomalies
	Ac1016, Ac1260	MS	----	----		----	40-140% R	----			
	Ac1016, Ac1260	MSD	----	----		----	≤50% RPD	----	----	----	
3489	Ac1016, Ac1260	End CCAL					≤15% D				No Anomalies

L=Low H=High NDR=Non Directional
ICAL = Initial Calibration
Beg CCAL= Beginning Continuing Calibration
End CCAL=End Continuing Calibration
MB= Method Blank

LCS= Laboratory Control Sample
SR=Surrogate Recovery %
MS= Matrix Spike
MSD= Matrix Spike Duplicate

RSD= Relative Standard Deviation
%D= % Drift
%R= % Recovery
RPD= Relative Percent Difference
RL= Reporting Level

RCP DQA SUMMARY TABLE

EPA Method 8082

CTL Lab No.: 0315381
Client: Comprehensive Environmental
Project: 284-17

CTL Sample #	Analyte	QC Type		Calibr. Date			RCP Criteria				Notes
3494	Ac1016, Ac1221, Ac1232, Ac1242, Ac 1248, Ac1254, Ac 1260	ICAL	6 Levels	03/30/15			%RSD≤20				No Anomalies
3494	ALL	ICV	2nd Source	03/30/15			----				No Anomalies

		QC Type	Result	Spike Value	%D	%R	RCP Criteria	Bias	RPD	RPD Bias	
3494	Ac1016, Ac1260	Beg CCAL					≤15% D				No Anomalies
3494	Ac1016, Ac1221, Ac1232, Ac1242, Ac 1248, Ac1254, Ac 1260	MB	ND				Targets <RL				No Anomalies
3494	Ac1016, Ac1260	LCS					40-140% R				No Anomalies
3494	Decachlorobiphenyl, Tetrachloro-m-xylene	SR					30-150% R				No Anomalies
	Ac1016, Ac1260	MS	----	----		----	40-140% R	----			
	Ac1016, Ac1260	MSD	----	----		----	≤50% RPD	----	----	----	
3494	Ac1016, Ac1260	End CCAL					≤15% D				No Anomalies

L=Low H=High NDR=Non Directional
ICAL = Initial Calibration
Beg CCAL= Beginning Continuing Calibration
End CCAL=End Continuing Calibration
MB= Method Blank

LCS= Laboratory Control Sample
SR=Surrogate Recovery %
MS= Matrix Spike
MSD= Matrix Spike Duplicate

RSD= Relative Standard Deviation
%D= % Drift
%R= % Recovery
RPD= Relative Percent Difference
RL= Reporting Level

CONNECTICUT TESTING LAB'S, INC.

RCP DQA SUMMARY TABLE

EPA Method 8260B / 5035
SOIL
BATCH 1 OF 2

CTL Lab No.: 0315381
Client: Comprehensive Environmental Inc.
Project: 284-17

CTL Sample #	Analyte	QC Type		Calibr. Date	%DEV	RF	RCP Criteria	Bias			Notes
3490-3492	ALL	ICAL		3/20/15			≤15% RSD, CCCs ≤30% RSD,				No Anomalies
3490-3492	ALL	ICV		3/20/15			+/- 20% Dev				No Anomalies
3490-3492	ALL	ITUNE		3/20/15			See Method				No Anomalies

		QC Type	Result	Spike Value	%D	%R	RCP Criteria	Bias	RPD	RPD Bias	
3490-3492	ALL	CCAL					+/-30%D				No Anomalies
3490-3492	ALL	TUNE					See Method				No Anomalies
3490-3492	ALL	MB	ND				<RL				No Anomalies
3490-3492	ALL	LCS					70-130%R				No Anomalies
3490-3492	ALL	SR					70-130%R				No Anomalies
3490-3492	ALL	IS					50% to 200% A				No Anomalies
	ALL	MS	----	----		----	70-130%R	----			
	ALL	MSD	----	----		----	RPD≤30%	----	----	----	
	ALL	DUPE	----	----		----	RPD≤30%	----	----	----	

L=Low H= High NDR=Non Directional
ITUNE= Initial Tune BFB
ICAL = Initial Calibration
ICV= Initial Calibration Verification 2nd Sou
CCAL=Continuing Calibration
A= Area counts compared to CCAL
CCCs= Calibration Check Compounds

MB= Method Blank
LCS= Laboratory Control Sample
SR=Surrogate Recovery %
MS= Matrix Spike
MSD= Matrix Spike Duplicate

% RSD= Relative Standard Deviation
%R= % Recovery
%D= % Drift
RPD= Relative Percent Difference
IS= Internal Standard

RCP DQA SUMMARY TABLE

EPA Method 8260B / 5035
SOIL
BATCH 2 OF 2

CTL Lab No.: 0315381
Client: Comprehensive Environmental Inc.
Project: 284-17

CTL Sample #	Analyte	QC Type		Calibr. Date	%DEV	RF	RCP Criteria	Bias			Notes
3489	ALL	ICAL		3/20/15			≤15% RSD, CCCs ≤30% RSD,				No Anomalies
3489	ALL	ICV		3/20/15			+/- 20% Dev				No Anomalies
3489	ALL	ITUNE		3/20/15			See Method				No Anomalies

		QC Type	Result	Spike Value	%D	%R	RCP Criteria	Bias	RPD	RPD Bias	
3489	ALL	CCAL					+/-30%D				No Anomalies
3489	ALL	TUNE					See Method				No Anomalies
3489	ALL	MB	ND				<RL				No Anomalies
3489	ALL	LCS					70-130%R				No Anomalies
3489	ALL	SR					70-130%R				No Anomalies
3489	ALL	IS					50% to 200% A				No Anomalies
	ALL	MS	----	----		----	70-130%R	----			
	ALL	MSD	----	----		----	RPD≤30%	----	----	----	
	ALL	DUPE	----	----		----	RPD≤30%	----	----	----	

L=Low H= High NDR=Non Directional
ITUNE= Initial Tune BFB
ICAL = Initial Calibration
ICV= Initial Calibration Verification 2nd Sou
CCAL=Continuing Calibration
A= Area counts compared to CCAL
CCCs= Calibration Check Compounds

MB= Method Blank
LCS= Laboratory Control Sample
SR=Surrogate Recovery %
MS= Matrix Spike
MSD= Matrix Spike Duplicate

% RSD= Relative Standard Deviation
%R= % Recovery
%D= % Drift
RPD= Relative Percent Difference
IS= Internal Standard

RCP DQA SUMMARY TABLE

EPA Method 8260B

CTL Lab No.: 0315381
Client: Comprehensive Environmental Inc.
Project: 284-17

CTL Sample #	Analyte	QC Type		Calibr. Date	%DEV	RF	RCP Criteria	Bias			Notes
3493, 3494	ALL	ICAL		3/22/15			≤15% RSD, CCCs ≤30% RSD, RF≥0.05				No Anomalies
3493, 3494	ALL	ICV		3/22/15			+/- 20% Dev				No Anomalies
3493, 3494	ALL	ITUNE		3/22/15			See Method				No Anomalies

		QC Type	Result	Spike Value	%D	%R	RCP Criteria	Bias	RPD	RPD Bias	
3493, 3494	ALL	CCAL					+/-30%D				No Anomalies
3493, 3494	ALL	TUNE					See Method				No Anomalies
3493, 3494	ALL	MB	ND				<RL				No Anomalies
3493, 3494	ALL	LCS					70-130%R				No Anomalies
3493, 3494	ALL	SR					70-130%R				No Anomalies
3493, 3494	ALL	IS					50% to 200% A				No Anomalies
	ALL	MS	----	----		----	70-130%R	----			
	ALL	MSD	----	----		----	RPD≤30%	----	----	----	
	ALL	DUPE	----	----		----	RPD≤30%	----	----	----	

BATCH = Series of samples analyzed under one DQA summary.

Bias: L=Low H= High NDR=Non Directional

ITUNE= Initial Tune BFB
ICAL = Initial Calibration
ICV= Initial Calibration Verification 2nd Source
CCAL=Continuing Calibration
A= Area counts compared to CCAL
CCCs= Calibration Check Compounds

MB= Method Blank
LCS= Laboratory Control Sample
SR=Surrogate Recovery %
MS= Matrix Spike
MSD= Matrix Spike Dupe
DUPE= Laboratory Duplicate

% RSD= Relative Standard Deviation
%R= % Recovery
%D= % Drift
RPD= Relative Percent Difference
IS= Internal Standard
ND= None Detected

RCP DQA SUMMARY TABLE

EPA Method 8270C
PAH

CTL Lab No.: 0315381
Client: Comprehensive Environmental Inc.
Project: 284-17

CTL Sample #	Analyte	QC Type		Calibr. Date	%D	RF	RCP Criteria	Bias			Notes
3489-3492	ALL	TUNE		3/17/15			See Method				No Anomalies
3489-3492	ALL	ICAL		3/17/15			≤15% RSD				No Anomalies
3489-3492	ALL	ICAL RF		3/17/15			≥ 0.05				No Anomalies
3489-3492	ALL	ICV		3/17/15			80-120% R				No Anomalies

Batch 2		QC Type	Result	Spike Value	%D	%R	RCP Criteria	Bias	RPD	RPD Bias	
3490-3492	ALL	TUNE					See Method				No Anomalies
3490-3492	ALL	CCAL					≤30%D, CCCs ≤20%D				No Anomalies
3490-3492	ALL	MS	ND				<RL				No Anomalies
3490-3492	ALL	LCS					BN 40-140%R, Acids 30-130%R				No Anomalies
3490-3492	ALL	SR					BN 30-130%R, Acids 15-110%				No Anomalies
3490-3492	ALL	IS					50% to 200% A				No Anomalies
	ALL	MS	----	----		----	BN 40-140%R, Acids 30-130%R	----	----	----	
	ALL	MSD	----	----		----	Water ≤20% RPD, Soil ≤30% RPD	----	----	----	

Batch 2		Type	Result	Value	%D	%R	Criteria	Bias	RPD	Bias	
3489	ALL	TUNE					See Method				No Anomalies
3489	ALL	CCAL					≤30%D, CCCs ≤20%D				No Anomalies
3489	ALL	MB	ND				<RL				No Anomalies
3489	ALL	LCS					BN 40-140%R, Acids 30-130%R				No Anomalies
3489	ALL	SR					BN 30-130%R, Acids 15-110%				No Anomalies
3489	ALL	IS					50% to 200% A				No Anomalies
	ALL	MS	----	----		----	BN 40-140%R, Acids 30-130%R	----	----	----	
	ALL	MSD	----	----		----	Water ≤20% RPD, Soil ≤30% RPD	----	----	----	

L=Low, H= High NDR = Non Directional
TUNE= Initial Tune (DFTPP)
ICAL = Initial Calibration
ICV= Initial Calibration Verification
CCAL=Continuing Calibration
MB= Method Blank
CCC= Calibration Check Compound

LCS= Laboratory Control Sample
SR=Surrogate Recovery %
MS= Matrix Spike
MSD= Matrix Spike Duplicate
IS= Internal standard

% RSD= Relative Standard Deviation
%R= % Recovery
%D= % Drift
RPD= Relative Percent Difference
A= Area counts compared to CCAL

RCP DQA SUMMARY TABLE

SIM MODE 0.050 to 2.00 ug/L

EPA Method 8270C

PAH ONLY

CTL Lab No.: **03158381**
Client: **Comprehensive Env.**
Project: **284-17**

CTL Sample #	Analyte	QC Type		Calibr. Date			RCP Criteria				Notes
3494	All SIM Compounds *	TUNE		3/21/15			See Method				No Anomalies
3494	All SIM Compounds *	ICAL Scan		3/21/15			≤15% RSD				No Anomalies
3494	All SIM Compounds *	ICV		3/21/15			80-120% R <20% Out OK but must be 65-135%R				No Anomalies

		QC Type	Result	Spike Value	%D	%R	RCP Criteria	RPD Bias			Notes
3494	All SIM Compounds *	TUNE					See Method				No Anomalies
3494	All SIM Compounds *	CCAL					≤30%D, CCCs ≤20%D				No Anomalies
3494	All SIM Compounds *	MB	ND				<RL				No Anomalies
3494	All SIM Compounds *	LCS					BN 40-140%R, Acids 30-130%R				No Anomalies
3494	All SIM Compounds *	SR					BN 30-130%R, Acids 15-110%				No Anomalies
3494	All SIM Compounds *	IS					-50% to 100% A				No Anomalies
		MS	----	----		----	BN 40-140%R, Acids 30-130%R	----	----	----	
		MSD	----	----		----	Water ≤20% RPD, Soil ≤30% RPD	----	----	----	

TUNE= Initial Tune (DFTPP)
ICAL = Initial Calibration
ICV= Initial Calibration Verification
CCAL=Continuing Calibration
CCC= Calibration Check Compound
L=Low, H= High NDR = Non Directional

LCS= Laboratory Control Sample
SR=Surrogate Recovery %
MS= Matrix Spike
MSD= Matrix Spike Duplicate
IS= Internal standard
MB= Method Blank

% RSD= Relative Standard Devaition
%R= % Recovery
%D= % Drift
RPD= Relative Percent Difference
A= Area counts compared to CCAL

*** SIM compound list**

Acenaphthylene
Phenanthrene
Benzo(a)anthracene
Benzo(b)fluoranthene
Benzo(k)fluoranthene
Benzo(a)pyrene
Indeno(123cd)pyrene
Dibenzo(ah)anthracene

RCP DQA SUMMARY TABLE

EPA Method 8270C

PAH ONLY

SCAN MODE 0.7 to 40.0 ug/L

CTL Lab No.: **03158381**
Client: **Comprehensive Env.**
Project: **284-17**

CTL Sample #	Analyte	QC Type		Calibr. Date			RCP Criteria	RF			Notes
3494	ALL	TUNE		3/17/15			See Method				No Anomalies
3494	ALL	ICAL Scan		3/17/15			≤15% RSD				No Anomalies
3494	ALL	ICV		3/17/15			80-120% R				No Anomalies

		QC Type	Result	Spike Value	%D	%R	RCP Criteria	Bias	RPD	Bias	
3494	ALL	TUNE					See Method				No Anomalies
3494	ALL	CCAL					≤30%D, CCCs ≤20%D				No Anomalies
3494	ALL	MB	ND				<RL				No Anomalies
3494	ALL	LCS					BN 40-140%R, Acids 30-130%R				No Anomalies
3494	ALL	SR					BN 30-130%R, Acids 15-110%				No Anomalies
3494	ALL	IS					-50% to 100% A				No Anomalies
	ALL	MS	----	----		----	BN 40-140%R, Acids 30-130%R	----	----	----	
	ALL	MSD	----	----		----	Water ≤20% RPD, Soil ≤30% RPD	----	----	----	

TUNE= Initial Tune (DFTPP)
ICAL = Initial Calibration
ICV= Initial Calibration Verification
CCAL=Continuing Calibration
CCC= Calibration Check Compound
L=Low, H= High NDR = Non Directional

LCS= Laboratory Control Sample
SR=Surrogate Recovery %
MS= Matrix Spike
MSD= Matrix Spike Duplicate
IS= Internal standard
MB= Method Blank

% RSD= Relative Standard Devaition
%R= % Recovery
%D= % Drift
RPD= Relative Percent Difference
A= Area counts compared to CCAL

CHAIN OF CUSTODY RECORD

connecticut testing laboratories inc.

Lab Tracking #: 0315381

Treat w/ HNO3 @ Lab

CTL Client: CEI

Client PO # Former Police Station / Tiffany 284-17

Sampler(s): _____ (signature)

Helen P Dignan (print)

Requested Analyses

Lab Use	Field ID (please print)	Date	Time	Matrix	Preserv Code	PAHs	VOCs	EPH	PCBs	RCRA 8 CN	METALS SPLP	LEAD (MULTI SPLP)	EPH SPLP	PAH SPLP	HOLD ETPH SPLP + PAH SPLP	Container Type Code	Total Number of Containers
3485	PS-B1(0-2)	3-24-15	2:15p	S							✓					(1) 8oz	
86	PS-B2(0-2)		2:06p								✓						
87	PS-B3(0-2)		3:10p								✓						
88	PS-B4(0-2)		3:41p								✓						
89	PS-B12(0-2)		4:25p			✓	✓	✓	✓	✓	✓	✓	✓	✓		(1) 8oz (3) VOA	
90	T-B4 (0-2)		10:26a			✓	✓	✓		✓	✓	✓	✓				
91	T-B303(2.5-3.5)		11:32a			✓	✓	✓		✓	✓	✓	✓				
92	T-B3 (0-2)		12:10p	↓		✓	✓	✓		✓	✓	✓	✓				
93	TRIP BLANK		—	W			✓									(2) VOA	
94	EQUIPMENT BLANK	↓	4:50p	↓		✓	✓	✓	✓	✓	✓					(3) AMBER (2) VOA	

Container Types : P = Plastic C = Cube AG = Amber Glass V = EPA Vial S = Sterile T =Tedlar Bag

Matrix : A = Air W= Water DW = Drinking Water S = Soil Wp= Wipe SM = Summa Canister ____ L

5035 Preservation : M = Methanol SB = Sodium Bisulfate Ev = Empty Vial W= Water En = Encore Type

Emailed to Jessica C. 3/26

Temp 1.5

REPORT INFORMATION

Send Report To: Jessica Cajigas

Email Report To: Jessica Cajigas

Quote ID

Invoice To: CEI

Fax Report To: _____

RSR Criteria (Check One) GWP____ GA____ SWP____ CAPMC / RDEC

DATA REPORT TYPE

RCP ☒ State EDI ☐

Excel ☐ Other * ☐

PDF ☒ Email ☒

*Specify

Received By Laboratory: (Signature) M. McMahon Date / Time 3/25/15 12:40

Samples Iced? ✓ Date Encores Frozen : _____

Temp C : 2.0

Relinquished By: (Signature)	Date / Time	Received By: (Signature)	Date / Time
	3/25/15 10:00		3-25-15 10:00
Relinquished By: (Signature)	Date / Time	Received By: (Signature)	Date / Time

Turn Around Time

24 HR* ☐ 3 Day* ☐ 5 Day ☒

48 HR* ☐ 4 Day* ☐ 10 Day ☐

CTL will not be held liable for incorrectly filled out Chain of Custody Records.
Samples held for 45 days from receipt.

*Turnaround times less than " 5 Days" may be subject to priority fee charges.

Page ____ of ____

Connecticut Testing Laboratories, Inc.
165 Gracey Ave. / Meriden, CT 06451
Tel. (203) 634-3731 / Fax (203) 630-1336

April 10, 2015

Comprehensive Environmental Inc.
225 Cedar Hill Street
Marlborough, MA 01752

Attn: Ms. Jessica Cajigas

Please find attached laboratory report(s) for the samples submitted on:
March 25, 2015.

All pertinent information for this analysis is located on the report. Should it be necessary to contact us regarding billing or the test results, please have the following information readily available:

Lab No. : 0315388
PO/Job No. : 284-17
Invoice No. : 191743
Customer No. : 3282

Please contact us if you have any questions.

Very truly yours,

Stephen J. Franco
Laboratory Director
PH-0547

connecticut testing laboratories *inc.*
WATER ■ SOIL ■ AIR

STEPHEN J. FRANCO
Laboratory Director
PHONE ■ 203/634-3731
www.ctl-web.com / ctestlab@erols.com
165 GRACEY AVENUE ■ MERIDEN, CT ■ 06451

REASONABLE CONFIDENCE PROTOCOL
LABORATORY ANALYSIS QA/QC CERTIFICATION FORM

Laboratory Name:	**Connecticut Testing Lab's, Inc.**	Client:	**Comprehensive Env., Inc.**
Project Location:	**Former Police Station**	Project Number:	**284-17**
Laboratory Sample Id(s):	**3518-3527**	Sampling Date(s):	**03/25/15**
List RCP Method(s) Used:	**9010, 8270, 8260, 8082, 7471, 7470, 6010, 1312, CT ETPH**	CTL Lab #:	**0315388**

Reactivation ☐ Date Reactivated:

1	For each analytical method referenced in this laboratory report package, were all specified QA/QC performance criteria followed, including the requirement to explain any criteria falling outside of acceptable guidelines, as specified in the CTDEP method-specific Reasonable Confidence Protocol documents?	☒ Yes ☐ No
1A	Were the method specified preservation and holding time requirements met?	☒ Yes ☐ No
1B	*VPH and EPH Methods only*: Was the VPH or EPH method conducted without significant modifications (see Section 11.3 of respective RCP methods)	☐ Yes ☐ No ☒ N/A
2	Were all samples received by the laboratory in a condition consistent with that described on the associated chain-of-custody document(s)?	☒ Yes ☐ No
3	Were samples received at an appropriate temperature? ☒ Iced ☐ No Ice ☐ Iced (insufficient time to cool samples)	☒ Yes ☐ No ☐ Na ☐ Time
4	Was all QA/QC performance criteria specified in the CTDEP Reasonable Confidence Protocol documents achieved?	☒ Yes ☐ No
5	a) Were reporting limits specified or referenced on the chain-of-custody? b) Were these reporting limits met?	☐ Yes ☒ No ☐ Yes ☐ No ☒ Na
6	For each analytical method referenced in this laboratory report package, were results reported for all constituents identified in the method-specific analyte lists presented in the Reasonable Confidence Protocol documents?	☐ Yes ☒ No Partial 6010 & 8270 lists
7	Are project-specific matrix spikes and laboratory duplicates included in this data set?	☒ Yes ☐ No

Notes: For all questions to which the response was "No" (with the exception of question #7), additional information must be provided in an attached narrative. If the answer to question #1, #1A, or #1B is "No", the data package does not meet the requirements for "Reasonable Confidence." This form may not be altered and all questions must be answered.

I, the undersigned, attest under the pains and penalties of perjury that, to the best of my knowledge and belief and based upon my personal inquiry of those responsible for providing the information contained in this analytical report, such information is accurate and complete.

Authorized Signature: _____ Position: **Lab Director PH-0547**

Printed Name: **Stephen J. Franco** Date: **04/08/15**

Name of Laboratory: **Connecticut Testing Laboratories, Inc.**

CASE NARRATIVE

Connecticut Testing Laboratories, Inc.

Prepared for:

Comprehensive Environmental Inc.
1 Hartford Square
New Britain, CT 06052

Order#: 0315388

Project: 284-17

The following samples were received as indicated below and on the attached Chain of Custody record. All analyses were performed within the holding time and with acceptable quality control results unless otherwise noted.

SAMPLE ID	LAB ID	MATRIX	Date Collected	Date Received
PS-MW1 (0-4')	3518	SOIL	03/25/2015	03/25/2015
PS-MW1 (0-4') Dup	3519	SOIL	03/25/2015	03/25/2015
PS-MW1 (8-10')	3520	SOIL	03/25/2015	03/25/2015
PS-MW1 (23-25')	3521	SOIL	03/25/2015	03/25/2015
PS-MW2 (0-4')	3522	SOIL	03/25/2015	03/25/2015
PS-MW2 (0-4') Dup	3523	SOIL	03/25/2015	03/25/2015
PS-MW2 (15-17')	3524	SOIL	03/25/2015	03/25/2015
PS-MW2 (20-22')	3525	SOIL	03/25/2015	03/25/2015
Trip Blank	3526	WATER	03/25/2015	03/25/2015
Equipment Blank	3527	WATER	03/25/2015	03/25/2015

No analytical was requested for CTL sample no. 3521 & 3525.

The chain of custody was modified on 03/30/15 to reflect deletions to the original analytical requested (SPLP Cyanide cancelled and SPLP Metals put on hold for CTL no. 3518). The chain of custody was modified again on 04/02/15 to reflect additional SPLP metals analysis for CTL sample no. 3518.

The ETPH discrimination check meets RCP criteria.

There were no anomalies associated with the reported data.

The enclosed results of analyses are representative of the samples as received by the laboratory. Connecticut Testing Laboratories, Inc. makes no representations or certifications as to the methods of sample collection, sample identification, or transportation handling procedures used prior to our receipt of samples. To the best of my knowledge, the information contained in this report is accurate and complete.

Approved By: _____ Date: 4/8/15

Connecticut Testing Laboratories, Inc.

Date Samples Received: 03/25/2015

Client Name:	Comprehensive Environmental Inc.	CTL Lab No.:	0315388
Report Date:	04/08/2015	PO No:	284-17
		Analyst:	CP

RESULTS OF ANALYSIS

11 RCRA Metals -Total

Matrix Type:			SOIL	SOIL	SOIL	SOIL
CTL Sample No.:			3518	3520	3522	3523
Field ID:			PS-MW1 (0-4')	PS-MW1 (8-10')	PS-MW2 (0-4')	PS-MW2 (0-4') Dup
Parameters	**Date Tested**	**RL**				**Method #**
Arsenic, Total-mg/kg	04/01/2015	1.0	ND	ND	ND	1.4	6010B
Barium, Total-mg/kg	04/01/2015	5	62	86	120	167	6010B
Cadmium, Total-mg/kg	04/01/2015	0.5	ND	ND	ND	ND	6010B
Chromium, Total-mg/kg	04/01/2015	0.5	12.2	12.4	7.7	11.1	6010B
Lead, Total-mg/kg	04/01/2015	0.5	11.5	7.7	36.1	60.8	6010B
Mercury, Total-mg/kg	04/01/2015	0.02	ND	ND	0.04	0.05	7471A
Selenium, Total-mg/kg	04/01/2015	0.5	ND	ND	ND	ND	6010B
Silver, Total-mg/kg	04/01/2015	0.2	ND	ND	ND	ND	6010B
Copper, Total-mg/kg	04/01/2015	0.5	32.3	17.9	56.7	62.0	6010B
Nickel, Total-mg/kg	04/01/2015	0.5	18.9	15.8	17.2	18.6	6010B
Zinc, Total-mg/kg	04/01/2015	0.5	32.6	25.8	87.2	106	6010B

RL=Reporting Level ND = None Detected

Connecticut Testing Laboratories, Inc.
165 Gracey Avenue / Meriden, CT 06451
(203) 634-3731 (Fax) 630-1336
Certification CT-PH0547 / MA-CT035

Date Samples Received: 03/25/2015

Client Name:	Comprehensive Environmental Inc.	CTL Lab No.:	0315388
Report Date:	04/08/2015	PO No:	284-17
		Analyst:	CP

RESULTS OF ANALYSIS

11 RCRA Metals -Total

Matrix Type: SOIL
CTL Sample No.: 3524
Field ID: PS-MW2 (15-17')

Parameters	Date Tested	RL					Method #
Arsenic, Total-mg/kg	04/01/2015	1.0	ND				6010B
Barium, Total-mg/kg	04/01/2015	5	93				6010B
Cadmium, Total-mg/kg	04/01/2015	0.5	ND				6010B
Chromium, Total-mg/kg	04/01/2015	0.5	14.5				6010B
Lead, Total-mg/kg	04/01/2015	0.5	8.3				6010B
Mercury, Total-mg/kg	04/01/2015	0.02	ND				7471A
Selenium, Total-mg/kg	04/01/2015	0.5	ND				6010B
Silver, Total-mg/kg	04/01/2015	0.2	ND				6010B
Copper, Total-mg/kg	04/01/2015	0.5	26.4				6010B
Nickel, Total-mg/kg	04/01/2015	0.5	23.6				6010B
Zinc, Total-mg/kg	04/01/2015	0.5	34.6				6010B

RL=Reporting Level ND = None Detected

Connecticut Testing Laboratories, Inc.
165 Gracey Avenue / Meriden, CT 06451
(203) 634-3731 (Fax) 630-1336
Certification CT-PH0547 / MA-CT035

Date Samples Received: 03/25/2015

Client Name:	Comprehensive Environmental Inc.	CTL Lab No.:	0315388
Report Date:	04/08/2015	PO No:	284-17
		Analyst:	CP

RESULTS OF ANALYSIS

SPLP 11 Metals

Matrix Type: SOIL
CTL Sample No.: 3518
Field ID: PS-MW1 (0-4')

Parameters	Date Tested	RL					Method #
Arsenic, SPLP-mg/L	04/07/2015	0.01	ND				6010B/1312
Barium - SPLP-mg/L	04/07/2015	0.1	0.3				6010B/1312
Cadmium - SPLP-mg/L	04/07/2015	0.005	ND				6010B/1312
Chromium, Total - SPLP-mg/L	04/07/2015	0.05	ND				6010B/1312
Lead - SPLP-mg/L	04/07/2015	0.005	ND				6010B/1312
Mercury - SPLP-mg/L	04/08/2015	0.002	ND				7470A/1312
Selenium-SPLP-mg/L	04/07/2015	0.01	ND				6010B/1312
Silver, SPLP-mg/L	04/07/2015	0.01	ND				6010B/1312
Copper,SPLP-mg/L	04/07/2015	0.01	0.01				6010B/1312
Nickel, SPLP-mg/L	04/07/2015	0.05	ND				6010B/1312
Zinc-SPLP-mg/L	04/07/2015	0.05	0.17				6010B/1312

RL=Reporting Level ND = None Detected

Connecticut Testing Laboratories, Inc.
165 Gracey Avenue / Meriden, CT 06451
(203) 634-3731 (Fax) 630-1336
Certification CT-PH0547 / MA-CT035

Date Samples Received: 03/25/2015

Client Name:	Comprehensive Environmental Inc.	CTL Lab No.:	0315388
Report Date:	04/08/2015	PO No:	284-17
		Analyst:	CP

RESULTS OF ANALYSIS

SPLP 11 Metals

Matrix Type:		SOIL	SOIL	SOIL	SOIL	
CTL Sample No.:		3520	3522	3523	3524	
Field ID:		PS-MW1 (8-10')	PS-MW2 (0-4')	PS-MW2 (0-4') Dup	PS-MW2 (15-17')	
Parameters	**Date Tested**	**RL**				**Method #**
Arsenic, SPLP-mg/L	04/01/2015	0.01	ND	ND	ND	ND	6010B/1312
Barium - SPLP-mg/L	04/01/2015	0.1	ND	ND	ND	ND	6010B/1312
Cadmium - SPLP-mg/L	04/01/2015	0.005	ND	ND	ND	ND	6010B/1312
Chromium, Total - SPLP-mg/L	04/01/2015	0.05	ND	ND	ND	ND	6010B/1312
Lead - SPLP-mg/L	04/01/2015	0.005	ND	0.013	ND	ND	6010B/1312
Mercury - SPLP-mg/L	04/01/2015	0.002	ND	ND	ND	ND	7470A/1312
Selenium-SPLP-mg/L	04/01/2015	0.01	ND	ND	ND	ND	6010B/1312
Silver, SPLP-mg/L	04/01/2015	0.01	ND	ND	ND	ND	6010B/1312
Copper,SPLP-mg/L	04/01/2015	0.01	ND	0.01	ND	ND	6010B/1312
Nickel, SPLP-mg/L	04/01/2015	0.05	ND	ND	ND	ND	6010B/1312
Zinc-SPLP-mg/L	04/01/2015	0.05	ND	ND	ND	ND	6010B/1312

RL=Reporting Level ND = None Detected

Connecticut Testing Laboratories, Inc.
165 Gracey Avenue / Meriden, CT 06451
(203) 634-3731 (Fax) 630-1336
Certification CT-PH0547 / MA-CT035

Date Samples Received: 03/25/2015

Client Name:	Comprehensive Environmental Inc.	CTL Lab No.:	0315388
Report Date:	04/08/2015	PO No:	284-17
		Analyst:	CP

RESULTS OF ANALYSIS

11 RCRA Metals -Total

Matrix Type: WATER
CTL Sample No.: 3527
Field ID: Equipment Blank

Parameters	Date Tested	RL					Method #
Arsenic, Total-mg/L	04/01/2015	0.01	ND				6010B
Barium, Total-mg/L	04/01/2015	0.1	ND				6010B
Cadmium, Total-mg/L	04/01/2015	0.005	ND				6010B
Chromium, Total-mg/L	04/01/2015	0.05	ND				6010B
Lead, Total-mg/L	04/01/2015	0.005	ND				6010B
Mercury, Total-mg/L	04/01/2015	0.002	ND				7470A
Selenium, Total-mg/L	04/01/2015	0.01	ND				6010B
Silver, Total-mg/L	04/01/2015	0.01	ND				6010B
Copper, Total-mg/L	04/01/2015	0.01	ND				6010B
Nickel, Total-mg/L	04/01/2015	0.05	ND				6010B
Zinc, Total-mg/L	04/01/2015	0.05	ND				6010B

RL=Reporting Level ND = None Detected

Connecticut Testing Laboratories, Inc.
165 Gracey Avenue / Meriden, CT 06451
(203) 634-3731 (Fax) 630-1336
Certification CT-PH0547 / MA-CT035

Date Samples Received: 03/25/2015

Client Name:	Comprehensive Environmental Inc.	CTL Lab No.:	0315388
Report Date:	04/08/2015	PO No:	284-17
		Analyst:	BM

RESULTS OF ANALYSIS

Matrix Type:			SOIL	SOIL	SOIL		
CTL Sample No.:			3518	3519	3520		
Field ID:			PS-MW1 (0-4')	PS-MW1 (0-4') Dup	PS-MW1 (8-10')		
Parameters	**Date Tested**	**RL**					**Method #**
Cyanide, Total-mg/kg	04/02/2015	1.0	ND	ND	ND		9010B

RL=Reporting Level ND = None Detected

Connecticut Testing Laboratories, Inc.
165 Gracey Avenue / Meriden, CT 06451
(203) 634-3731 (Fax) 630-1336
Certification CT-PH0547 / MA-CT035

Date Samples Received: 03/25/2015

Client Name:	Comprehensive Environmental Inc.	CTL Lab No.:	0315388
Report Date:	04/08/2015	PO No:	284-17
		Analyst:	BM

RESULTS OF ANALYSIS

Matrix Type:			SOIL	SOIL			
CTL Sample No.:			3519	3520			
Field ID:			PS-MW1 (0-4') Dup	PS-MW1 (8-10')			
Parameters	**Date Tested**	**RL**					**Method #**
Cyanide, Total - SPLP-mg/L	04/02/2015	0.05	ND	ND			9010B/1312

RL=Reporting Level ND = None Detected

Connecticut Testing Laboratories, Inc.
165 Gracey Avenue / Meriden, CT 06451
(203) 634-3731 (Fax) 630-1336
Certification CT-PH0547 / MA-CT035

Date Samples Received: 03/25/2015

Client Name:	Comprehensive Environmental Inc.	CTL Lab No.:	0315388
Report Date:	04/08/2015	PO No:	284-17
		Analyst:	BM

RESULTS OF ANALYSIS

Matrix Type: WATER
CTL Sample No.: 3527
Field ID: Equipment Blank

Parameters	Date Tested	RL					Method #
Cyanide, Total-mg/L	04/02/2015	0.05	ND				335.4

RL=Reporting Level ND = None Detected

Connecticut Testing Laboratories, Inc.
165 Gracey Avenue / Meriden, CT 06451
(203) 634-3731 (Fax) 630-1336
Certification CT-PH0547 / MA-CT035

Date Samples Received: 03/25/2015

Client Name:	Comprehensive Environmental Inc.	CTL Lab No.:	0315388
Report Date:	04/08/2015	PO No:	284-17
Method #:	CT ETPH/3545	Analyst:	LP

RESULTS OF ANALYSIS

CTETPH-RCP

Matrix Type:	SOIL	SOIL	SOIL	SOIL
CTL Sample No.:	3518	3520	3522	3523
Field ID:	PS-MW1 (0-4')	PS-MW1 (8-10')	PS-MW2 (0-4')	PS-MW2 (0-4') Dup
Date Analyzed:	03/31/2015	03/31/2015	03/31/2015	03/31/2015
Date Extracted:	03/26/2015	03/26/2015	03/26/2015	03/26/2015

Parameters	Units	RL				
CT ETPH	mg/kg	50	ND	ND	216	265
1-Chloro-Octadecene	%	----	67	78	148	108

RL=Reporting Level ND = None Detected

Connecticut Testing Laboratories, Inc.
165 Gracey Avenue / Meriden, CT 06451
(203) 634-3731 (Fax) 630-1336
Certification CT-PH0547 / MA-CT035

Date Samples Received: 03/25/2015

Client Name:	Comprehensive Environmental Inc.	CTL Lab No.:	0315388
Report Date:	04/08/2015	PO No:	284-17
Method #:	CT ETPH/3545	Analyst:	LP

RESULTS OF ANALYSIS

CTETPH-RCP

Matrix Type:	SOIL
CTL Sample No.:	3524
Field ID:	PS-MW2 (15-17')
Date Analyzed:	03/31/2015
Date Extracted:	03/26/2015

Parameters	Units	RL				
CT ETPH	mg/kg	50	ND			
1-Chloro-Octadecene	%	----	91			

RL=Reporting Level ND = None Detected

Connecticut Testing Laboratories, Inc.
165 Gracey Avenue / Meriden, CT 06451
(203) 634-3731 (Fax) 630-1336
Certification CT-PH0547 / MA-CT035

Date Samples Received: 03/25/2015

Client Name:	Comprehensive Environmental Inc.	CTL Lab No.:	0315388
Report Date:	04/08/2015	PO No:	284-17
Method #:	CT ETPH/3535A	Analyst:	BM

RESULTS OF ANALYSIS

CTETPH-RCP

Matrix Type:	WATER
CTL Sample No.:	3527
Field ID:	Equipment Blank
Date Analyzed:	04/01/2015
Date Extracted:	03/31/2015

Parameters	Units	RL				
CT ETPH	mg/L	0.25	ND			
1-Chloro-Octadecene	%	----	94			

RL=Reporting Level ND = None Detected

Connecticut Testing Laboratories, Inc.
165 Gracey Avenue / Meriden, CT 06451
(203) 634-3731 (Fax) 630-1336
Certification CT-PH0547 / MA-CT035

Date Samples Received: 03/25/2015

Client Name:	Comprehensive Environmental Inc.	CTL Lab No.:	0315388
Report Date:	04/08/2015	PO No:	284-17
Method #:	3545/8082A	Analyst:	SM

RESULTS OF ANALYSIS

EPA Method 8082 RCP

Matrix Type:	SOIL	SOIL	SOIL
CTL Sample No.:	3522	3523	3524
Field ID:	PS-MW2 (0-4')	PS-MW2 (0-4') Dup	PS-MW2 (15-17')
Date Analyzed:	03/26/2015	03/26/2015	03/26/2015
Date Extracted:	03/26/2015	03/26/2015	03/26/2015

Parameters	Units	RL				
Aroclor 1016	mg/kg	0.5	ND	ND	ND	
Aroclor 1221	mg/kg	0.5	ND	ND	ND	
Aroclor 1232	mg/kg	0.5	ND	ND	ND	
Aroclor 1242	mg/kg	0.5	ND	ND	ND	
Aroclor 1248	mg/kg	0.5	ND	ND	ND	
Aroclor 1254	mg/kg	0.5	ND	ND	ND	
Aroclor 1260	mg/kg	0.5	ND	ND	ND	
PCBs, Total	mg/kg	0.5	ND	ND	ND	
Decachlorobiphenyl-SR	%	----	92	88	96	
Tetrachloro-m-Xylene-SR	%	----	85	82	88	

RL=Reporting Level ND = None Detected

Connecticut Testing Laboratories, Inc.
165 Gracey Avenue / Meriden, CT 06451
(203) 634-3731 (Fax) 630-1336
Certification CT-PH0547 / MA-CT035

Date Samples Received: 03/25/2015

Client Name:	Comprehensive Environmental Inc.	CTL Lab No.:	0315388
Report Date:	04/08/2015	PO No:	284-17
Method #:	3510/8082A	Analyst:	SM

RESULTS OF ANALYSIS

EPA Method 8082 RCP

Matrix Type:	WATER
CTL Sample No.:	3527
Field ID:	Equipment Blank
Date Analyzed:	03/31/2015
Date Extracted:	03/27/2015

Parameters	Units	RL				
Aroclor 1016	ug/L	0.5	ND			
Aroclor 1221	ug/L	0.5	ND			
Aroclor 1232	ug/L	0.5	ND			
Aroclor 1242	ug/L	0.5	ND			
Aroclor 1248	ug/L	0.5	ND			
Aroclor 1254	ug/L	0.5	ND			
Aroclor 1260	ug/L	0.5	ND			
PCBs, Total	ug/L	0.5	ND			
Decachlorobiphenyl-SR	%	----	99			
Tetrachloro-m-Xylene-SR	%	----	101			

RL=Reporting Level ND = None Detected

Connecticut Testing Laboratories, Inc.
165 Gracey Avenue / Meriden, CT 06451
(203) 634-3731 (Fax) 630-1336
Certification CT-PH0547 / MA-CT035

Date Samples Received: 03/25/2015

Client Name:	Comprehensive Environmental Inc.	CTL Lab No.:	0315388
Report Date:	04/08/2015	PO No:	284-17
Method #:	SW 5035/8260B	Analyst:	MDR

RESULTS OF ANALYSIS

EPA 8260B/5035 Volatile Organics RCP

Matrix Type:	SOIL	SOIL
CTL Sample No.:	3518	3520
Field ID:	PS-MW1 (0-4')	PS-MW1 (8-10')
Date Analyzed:	03/27/2015	03/27/2015
Date Extracted:	03/25/2015	03/25/2015

Parameters	Units	RL				
Dichlorodifluoromethane	ug/Kg	10	ND	ND		
Chloromethane	ug/Kg	10	ND	ND		
Vinyl chloride	ug/Kg	10	ND	ND		
Bromomethane	ug/Kg	10	ND	ND		
Chloroethane	ug/Kg	10	ND	ND		
Trichlorofluoromethane	ug/Kg	10	ND	ND		
Trichlorotrifluoroethane	ug/Kg	100	ND	ND		
Acetone	ug/Kg	100	ND	ND		
1,1-Dichloroethylene	ug/Kg	10	ND	ND		
Methylene chloride	ug/Kg	10	ND	ND		
Methyl tert-butyl ether (MTBE)	ug/Kg	10	ND	ND		
Carbon disulfide	ug/Kg	100	ND	ND		
Acrylonitrile	ug/Kg	10	ND	ND		
trans-1,2-Dichloroethylene	ug/Kg	10	ND	ND		
1,1-Dichloroethane	ug/Kg	10	ND	ND		
Methyl ethyl ketone	ug/Kg	50	ND	ND		
2,2-Dichloropropane	ug/Kg	10	ND	ND		
cis-1,2-Dichloroethylene	ug/Kg	10	ND	ND		
Tetrahydrofuran	ug/Kg	50	ND	ND		
Chloroform	ug/Kg	10	ND	ND		
Bromochloromethane	ug/Kg	10	ND	ND		
1,1,1-Trichloroethane	ug/Kg	10	ND	ND		
1,1-Dichloropropylene	ug/Kg	10	ND	ND		
Carbon tetrachloride	ug/Kg	10	ND	ND		
Benzene	ug/Kg	10	ND	ND		
1,2-Dichloroethane	ug/Kg	10	ND	ND		
Trichloroethylene	ug/Kg	10	ND	ND		
1,2-Dichloropropane	ug/Kg	10	ND	ND		
Bromodichloromethane	ug/Kg	10	ND	ND		
Dibromomethane	ug/Kg	10	ND	ND		
MIBK	ug/Kg	50	ND	ND		
cis-1,3-Dichloropropylene	ug/Kg	7	ND	ND		
Toluene	ug/Kg	10	ND	ND		
trans-1,3-Dichloropropylene	ug/Kg	7	ND	ND		

RL=Reporting Level ND = None Detected

Connecticut Testing Laboratories, Inc.
165 Gracey Avenue / Meriden, CT 06451
(203) 634-3731 (Fax) 630-1336
Certification CT-PH0547 / MA-CT035

Date Samples Received: 03/25/2015

Client Name:	Comprehensive Environmental Inc.	CTL Lab No.:	0315388
Report Date:	04/08/2015	PO No:	284-17
Method #:	SW 5035/8260B	Analyst:	MDR

RESULTS OF ANALYSIS

EPA 8260B/5035 Volatile Organics RCP

Matrix Type:	SOIL	SOIL
CTL Sample No.:	3518	3520
Field ID:	PS-MW1 (0-4')	PS-MW1 (8-10')
Date Analyzed:	03/27/2015	03/27/2015
Date Extracted:	03/25/2015	03/25/2015

Parameters	Units	RL				
1,1,2-Trichloroethane	ug/Kg	10	ND	ND		
Methyl butyl ketone	ug/Kg	50	ND	ND		
Tetrachloroethylene	ug/Kg	10	ND	ND		
1,3-Dichloropropane	ug/Kg	10	ND	ND		
Dibromochloromethane	ug/Kg	10	ND	ND		
1,2-Dibromoethane	ug/Kg	7	ND	ND		
Chlorobenzene	ug/Kg	10	ND	ND		
Ethyl Benzene	ug/Kg	10	ND	ND		
1,1,1,2-Tetrachloroethane	ug/Kg	10	ND	ND		
p/m-Xylene	ug/Kg	10	ND	ND		
o-Xylene	ug/Kg	10	ND	ND		
Styrene	ug/Kg	10	ND	ND		
Bromoform	ug/Kg	10	ND	ND		
Isopropylbenzene	ug/Kg	10	ND	ND		
1,1,2,2-Tetrachloroethane	ug/Kg	10	ND	ND		
Bromobenzene	ug/Kg	10	ND	ND		
n-Propylbenzene	ug/Kg	10	ND	ND		
1,2,3-Trichloropropane	ug/Kg	10	ND	ND		
2-Chlorotoluene	ug/Kg	10	ND	ND		
1,3,5-Trimethylbenzene	ug/Kg	10	ND	ND		
t-1,4-Dichloro-2-butene	ug/Kg	10	ND	ND		
4-Chlorotoluene	ug/Kg	10	ND	ND		
tert-Butylbenzene	ug/Kg	10	ND	ND		
1,2,4-Trimethylbenzene	ug/Kg	10	ND	ND		
p-Isopropyltoluene	ug/Kg	10	ND	ND		
1,3-Dichlorobenzene	ug/Kg	10	ND	ND		
sec-Butylbenzene	ug/Kg	10	ND	ND		
1,4-Dichlorobenzene	ug/Kg	10	ND	ND		
n-Butylbenzene	ug/Kg	10	ND	ND		
1,2-Dichlorobenzene	ug/Kg	10	ND	ND		
1,2-Dibromo-3-chloropropane	ug/Kg	10	ND	ND		
1,2,4-Trichlorobenzene	ug/Kg	10	ND	ND		
Hexachlorobutadiene	ug/Kg	50	ND	ND		
Naphthalene	ug/Kg	50	ND	ND		

RL=Reporting Level ND = None Detected

Connecticut Testing Laboratories, Inc.
165 Gracey Avenue / Meriden, CT 06451
(203) 634-3731 (Fax) 630-1336
Certification CT-PH0547 / MA-CT035

Date Samples Received: 03/25/2015

Client Name:	Comprehensive Environmental Inc.	CTL Lab No.:	0315388
Report Date:	04/08/2015	PO No:	284-17
Method #:	SW 5035/8260B	Analyst:	MDR

RESULTS OF ANALYSIS

EPA 8260B/5035 Volatile Organics RCP

Matrix Type:	SOIL	SOIL
CTL Sample No.:	3518	3520
Field ID:	PS-MW1 (0-4')	PS-MW1 (8-10')
Date Analyzed:	03/27/2015	03/27/2015
Date Extracted:	03/25/2015	03/25/2015

Parameters	Units	RL				
1,2,3-Trichlorobenzene	ug/Kg	10	ND	ND		
1,2-Dichloroethane-d4	%	----	86	90		
Toluene-d8	%	----	93	93		
4-Bromofluorobenzene	%	----	93	88		

RL=Reporting Level ND = None Detected

Connecticut Testing Laboratories, Inc.
165 Gracey Avenue / Meriden, CT 06451
(203) 634-3731 (Fax) 630-1336
Certification CT-PH0547 / MA-CT035

Date Samples Received: 03/25/2015

Client Name:	Comprehensive Environmental Inc.	CTL Lab No.:	0315388
Report Date:	04/08/2015	PO No:	284-17
Method #:	5030/8260B	Analyst:	MDR

RESULTS OF ANALYSIS

EPA 8260B Volatile Organics RCP

Matrix Type:	WATER	WATER
CTL Sample No.:	3526	3527
Field ID:	Trip Blank	Equipment Blank
Date Analyzed:	03/26/2015	03/26/2015
Date Extracted:	03/26/2015	03/26/2015

Parameters	Units	RL				
Dichlorodifluoromethane	ug/L	0.5	ND	ND		
Chloromethane	ug/L	0.5	ND	ND		
Vinyl chloride	ug/L	0.5	ND	ND		
Bromomethane	ug/L	0.5	ND	ND		
Chloroethane	ug/L	0.5	ND	ND		
Trichlorofluoromethane	ug/L	0.5	ND	ND		
Trichlorotrifluoroethane	ug/L	0.5	ND	ND		
Acetone	ug/L	5.0	ND	ND		
1,1-Dichloroethylene	ug/L	0.5	ND	ND		
Methylene chloride	ug/L	0.5	ND	ND		
Methyl tert-butyl ether (MTBE)	ug/L	0.5	ND	ND		
Carbon disulfide	ug/L	0.5	ND	ND		
Acrylonitrile	ug/L	0.5	ND	ND		
trans-1,2-Dichloroethylene	ug/L	0.5	ND	ND		
1,1-Dichloroethane	ug/L	0.5	ND	ND		
Methyl ethyl ketone	ug/L	5.0	ND	ND		
2,2-Dichloropropane	ug/L	0.5	ND	ND		
cis-1,2-Dichloroethylene	ug/L	0.5	ND	ND		
Tetrahydrofuran	ug/L	5.0	ND	ND		
Chloroform	ug/L	0.5	ND	12.7		
Bromochloromethane	ug/L	0.5	ND	ND		
1,1,1-Trichloroethane	ug/L	0.5	ND	ND		
1,1-Dichloropropylene	ug/L	0.5	ND	ND		
Carbon tetrachloride	ug/L	0.5	ND	ND		
Benzene	ug/L	0.5	ND	ND		
1,2-Dichloroethane	ug/L	0.5	ND	ND		
Trichloroethylene	ug/L	0.5	ND	ND		
1,2-Dichloropropane	ug/L	0.5	ND	ND		
Bromodichloromethane	ug/L	0.5	ND	3.9		
Dibromomethane	ug/L	0.5	ND	ND		
MIBK	ug/L	5.0	ND	ND		
cis-1,3-Dichloropropylene	ug/L	0.5	ND	ND		
Toluene	ug/L	0.5	ND	ND		
trans-1,3-Dichloropropylene	ug/L	0.5	ND	ND		

RL=Reporting Level ND = None Detected

Connecticut Testing Laboratories, Inc.
165 Gracey Avenue / Meriden, CT 06451
(203) 634-3731 (Fax) 630-1336
Certification CT-PH0547 / MA-CT035

Date Samples Received: 03/25/2015

Client Name:	Comprehensive Environmental Inc.	CTL Lab No.:	0315388
Report Date:	04/08/2015	PO No:	284-17
Method #:	5030/8260B	Analyst:	MDR

RESULTS OF ANALYSIS

EPA 8260B Volatile Organics RCP

Matrix Type:	WATER	WATER
CTL Sample No.:	3526	3527
Field ID:	Trip Blank	Equipment Blank
Date Analyzed:	03/26/2015	03/26/2015
Date Extracted:	03/26/2015	03/26/2015

Parameters	Units	RL				
1,1,2-Trichloroethane	ug/L	0.5	ND	ND		
Methyl-butyl ketone	ug/L	5.0	ND	ND		
Tetrachloroethylene	ug/L	0.5	ND	ND		
1,3-Dichloropropane	ug/L	0.5	ND	ND		
Dibromochloromethane	ug/L	0.5	ND	3.0		
1,2-Dibromoethane	ug/L	0.5	ND	ND		
Chlorobenzene	ug/L	0.5	ND	ND		
Ethyl Benzene	ug/L	0.5	ND	ND		
1,1,1,2-Tetrachloroethane	ug/L	0.5	ND	ND		
p/m-Xylene	ug/L	0.5	ND	ND		
o-Xylene	ug/L	0.5	ND	ND		
Styrene	ug/L	0.5	ND	ND		
Bromoform	ug/L	0.5	ND	ND		
Isopropylbenzene	ug/L	0.5	ND	ND		
1,1,2,2-Tetrachloroethane	ug/L	0.5	ND	ND		
Bromobenzene	ug/L	0.5	ND	ND		
n-Propylbenzene	ug/L	0.5	ND	ND		
1,2,3-Trichloropropane	ug/L	0.5	ND	ND		
2-Chlorotoluene	ug/L	0.5	ND	ND		
1,2,4-Trimethylbenzene	ug/L	0.5	ND	ND		
t-1,4-Dichloro-2-butene	ug/L	0.5	ND	ND		
4-Chlorotoluene	ug/L	0.5	ND	ND		
tert-Butylbenzene	ug/L	0.5	ND	ND		
1,3,5-Trimethylbenzene	ug/L	0.5	ND	ND		
p-Isopropyltoluene	ug/L	0.5	ND	ND		
1,3-Dichlorobenzene	ug/L	0.5	ND	ND		
sec-Butylbenzene	ug/L	0.5	ND	ND		
1,4-Dichlorobenzene	ug/L	0.5	ND	ND		
n-Butylbenzene	ug/L	0.5	ND	ND		
1,2-Dichlorobenzene	ug/L	0.5	ND	ND		
1,2-Dibromo-3-chloropropane	ug/L	0.5	ND	ND		
1,2,4-Trichlorobenzene	ug/L	0.5	ND	ND		
Hexachlorobutadiene	ug/L	0.45	ND	ND		
Naphthalene	ug/L	0.5	ND	ND		

RL=Reporting Level ND = None Detected

Connecticut Testing Laboratories, Inc.
165 Gracey Avenue / Meriden, CT 06451
(203) 634-3731 (Fax) 630-1336
Certification CT-PH0547 / MA-CT035

Date Samples Received: 03/25/2015

Client Name:	Comprehensive Environmental Inc.	CTL Lab No.:	0315388
Report Date:	04/08/2015	PO No:	284-17
Method #:	5030/8260B	Analyst:	MDR

RESULTS OF ANALYSIS

EPA 8260B Volatile Organics RCP

Matrix Type:	WATER	WATER
CTL Sample No.:	3526	3527
Field ID:	Trip Blank	Equipment Blank
Date Analyzed:	03/26/2015	03/26/2015
Date Extracted:	03/26/2015	03/26/2015

Parameters	Units	RL				
1,2,3-Trichlorobenzene	ug/L	0.5	ND	ND		
1,2-Dichloroethane-d4	%	----	97	93		
Toluene-d8	%	----	90	89		
4-Bromofluorobenzene	%	----	87	89		

RL=Reporting Level ND = None Detected

Connecticut Testing Laboratories, Inc.
165 Gracey Avenue / Meriden, CT 06451
(203) 634-3731 (Fax) 630-1336
Certification CT-PH0547 / MA-CT035

Date Samples Received: 03/25/2015

Client Name:	Comprehensive Environmental Inc.	CTL Lab No.:	0315388
Report Date:	04/08/2015	PO No:	284-17
Method #:	8270C - PAH	Analyst:	KM

RESULTS OF ANALYSIS

EPA 8270C PAH - RCP

Matrix Type:	SOIL	SOIL	SOIL	SOIL
CTL Sample No.:	3518	3520	3522	3523
Field ID:	PS-MW1 (0-4')	PS-MW1 (8-10')	PS-MW2 (0-4')	PS-MW2 (0-4') Dup
Date Analyzed:	03/26/2015	03/26/2015	03/26/2015	03/26/2015
Date Extracted:	03/26/2015	03/26/2015	03/26/2015	03/26/2015

Parameters	Units	RL				
Naphthalene	ug/Kg	50	ND	ND	169.0	401.0
2-Methylnaphthalene	ug/Kg	100	ND	ND	ND	160.0
2-Chloronaphthalene	ug/Kg	100	ND	ND	ND	ND
Acenaphthylene	ug/Kg	50	ND	ND	125.0	372.0
Acenaphthene	ug/Kg	50	ND	ND	435.0	572.0
Fluorene	ug/Kg	50	ND	ND	515.0	679.0
Phenanthrene	ug/Kg	50	99.0	ND	4,720.0	6,440.0
Anthracene	ug/Kg	50	ND	ND	1,130.0	1,890.0
Carbazole	ug/Kg	100	ND	ND	505.0	852.0
Fluoranthene	ug/Kg	50	212.0	ND	5,830.0	10,600.0
Pyrene	ug/Kg	50	179.0	ND	4,840.0	8,340.0
Benzo(a)anthracene	ug/Kg	50	90.0	ND	2,200.0	4,530.0
Chrysene	ug/Kg	50	122.0	ND	3,060.0	5,470.0
Benzo(b)fluoranthene	ug/Kg	50	96.0	ND	2,990.0	4,340.0
Benzo(k)fluoranthene	ug/Kg	50	52.0	ND	1,280.0	2,290.0
Benzo(a)pyrene	ug/Kg	50	83.0	ND	2,340.0	4,130.0
Indeno(1,2,3-cd)Pyrene	ug/Kg	50	64.0	ND	1,920.0	3,250.0
Dibenzo(a,h)Anthracene	ug/Kg	100	ND	ND	571.0	782.0
Benzo(g,h,i)Perylene	ug/Kg	100	ND	ND	2,260.0	3,290.0
Nitrobenzene-d5	%	----	79	71	95	92
2-Fluorobiphenyl	%	----	90	93	106	101
p-Terpenyl-d14	%	----	89	85	83	87

RL=Reporting Level ND = None Detected

Connecticut Testing Laboratories, Inc.
165 Gracey Avenue / Meriden, CT 06451
(203) 634-3731 (Fax) 630-1336
Certification CT-PH0547 / MA-CT035

Date Samples Received: 03/25/2015

Client Name:	Comprehensive Environmental Inc.	CTL Lab No.:	0315388
Report Date:	04/08/2015	PO No:	284-17
Method #:	8270C - PAH	Analyst:	KM

RESULTS OF ANALYSIS

EPA 8270C PAH - RCP

Matrix Type: SOIL
CTL Sample No.: 3524
Field ID: PS-MW2 (15-17')
Date Analyzed: 03/26/2015
Date Extracted: 03/26/2015

Parameters	Units	RL				
Naphthalene	ug/Kg	50	ND			
2-Methylnaphthalene	ug/Kg	100	ND			
2-Chloronaphthalene	ug/Kg	100	ND			
Acenaphthylene	ug/Kg	50	ND			
Acenaphthene	ug/Kg	50	ND			
Fluorene	ug/Kg	50	ND			
Phenanthrene	ug/Kg	50	ND			
Anthracene	ug/Kg	50	ND			
Carbazole	ug/Kg	100	ND			
Fluoranthene	ug/Kg	50	ND			
Pyrene	ug/Kg	50	ND			
Benzo(a)anthracene	ug/Kg	50	ND			
Chrysene	ug/Kg	50	ND			
Benzo(b)fluoranthene	ug/Kg	50	ND			
Benzo(k)fluoranthene	ug/Kg	50	ND			
Benzo(a)pyrene	ug/Kg	50	ND			
Indeno(1,2,3-cd)Pyrene	ug/Kg	50	ND			
Dibenzo(a,h)Anthracene	ug/Kg	100	ND			
Benzo(g,h,i)Perylene	ug/Kg	100	ND			
Nitrobenzene-d5	%	----	66			
2-Fluorobiphenyl	%	----	77			
p-Terpenyl-d14	%	----	78			

RL=Reporting Level ND = None Detected

Connecticut Testing Laboratories, Inc.
165 Gracey Avenue / Meriden, CT 06451
(203) 634-3731 (Fax) 630-1336
Certification CT-PH0547 / MA-CT035

Date Samples Received: 03/25/2015

Client Name:	Comprehensive Environmental Inc.	CTL Lab No.:	0315388
Report Date:	04/08/2015	PO No:	284-17
Method #:	8270C - PAH	Analyst:	SJF

RESULTS OF ANALYSIS

EPA 8270C PAH - RCP

Matrix Type: WATER
CTL Sample No.: 3527
Field ID: Equipment Blank
Date Analyzed: 03/30/2015
Date Extracted: 03/27/2015

Parameters	Units	RL				
Naphthalene	ug/L	1.0	ND			
2-Methylnaphthalene	ug/L	1.0	ND			
2-Chloronaphthalene	ug/L	1.0	ND			
Acenaphthylene	ug/L	0.3	ND			
Acenaphthene	ug/L	1.0	ND			
Fluorene	ug/L	1.0	ND			
Phenanthrene	ug/L	0.07	ND			
Anthracene	ug/L	1.0	ND			
Carbazole	ug/L	1.0	ND			
Fluoranthene	ug/L	1.0	ND			
Pyrene	ug/L	1.0	ND			
Benzo(a)anthracene	ug/L	0.06	ND			
Chrysene	ug/L	1.0	ND			
Benzo(b)fluoranthene	ug/L	0.08	ND			
Benzo(k)fluoranthene	ug/L	0.3	ND			
Benzo(a)pyrene	ug/L	0.2	ND			
Indeno(1,2,3-cd)Pyrene	ug/L	0.2	ND			
Dibenzo(a,h)Anthracene	ug/L	0.2	ND			
Benzo(g,h,i)Perylene	ug/L	1.0	ND			
Nitrobenzene-d5	%	---	66			
2-Fluorobiphenyl	%	---	52			
p-Terpenyl-d14	%	---	64			

RL=Reporting Level ND = None Detected

Connecticut Testing Laboratories, Inc.
165 Gracey Avenue / Meriden, CT 06451
(203) 634-3731 (Fax) 630-1336
Certification CT-PH0547 / MA-CT035

Connecticut Testing Laboratories, Inc.

QUALITY CONTROL REPORT

11 RCRA Metals -Total

Order#: 0315388

BLANK SOIL	LAB-ID #	Sample Concentr.	Spike Concentr.	QC Test Result	Pct (%) Recovery	RPD
Arsenic, Total-mg/kg	0045802-02			ND		
Barium, Total-mg/kg	0045802-02			ND		
Cadmium, Total-mg/kg	0045802-02			ND		
Chromium, Total-mg/kg	0045802-02			ND		
Lead, Total-mg/kg	0045802-02			ND		
Mercury, Total-mg/kg	0045802-02			ND		
Selenium, Total-mg/kg	0045802-02			ND		
Silver, Total-mg/kg	0045802-02			ND		
Copper, Total-mg/kg	0045802-02			ND		
Nickel, Total-mg/kg	0045802-02			ND		
Zinc, Total-mg/kg	0045802-02			ND		
CONTROL SOIL	**LAB-ID #**	**Sample Concentr.**	**Spike Concentr.**	**QC Test Result**	**Pct (%) Recovery**	**RPD**
Arsenic, Total-mg/kg	0045802-03		151	148	98.%	
Barium, Total-mg/kg	0045802-03		262	243	92.7%	
Cadmium, Total-mg/kg	0045802-03		152	158	103.9%	
Chromium, Total-mg/kg	0045802-03		117	114	97.4%	
Lead, Total-mg/kg	0045802-03		254	230	90.6%	
Mercury, Total-mg/kg	0045802-03		5.76	6.16	106.9%	
Selenium, Total-mg/kg	0045802-03		162	164	101.2%	
Silver, Total-mg/kg	0045802-03		44.3	40.2	90.7%	
Copper, Total-mg/kg	0045802-03		68.6	67.5	98.4%	
Nickel, Total-mg/kg	0045802-03		315	320	101.6%	
Zinc, Total-mg/kg	0045802-03		306	295	96.4%	

Connecticut Testing Laboratories, Inc.

QUALITY CONTROL REPORT

SPLP 11 Metals

Order#: 0315388

BLANK SOIL	LAB-ID #	Sample Concentr.	Spike Concentr.	QC Test Result	Pct (%) Recovery	RPD
Arsenic, SPLP-mg/L	0045838-02			ND		
Barium - SPLP-mg/L	0045838-02			ND		
Cadmium - SPLP-mg/L	0045838-02			ND		
Chromium, Total - SPLP-mg/L	0045838-02			ND		
Lead - SPLP-mg/L	0045838-02			ND		
Mercury - SPLP-mg/L	0045838-02			ND		
Selenium-SPLP-mg/L	0045838-02			ND		
Silver, SPLP-mg/L	0045838-02			ND		
Copper,SPLP-mg/L	0045838-02			ND		
Nickel, SPLP-mg/L	0045838-02			ND		
Zinc-SPLP-mg/L	0045838-02			ND		
CONTROL SOIL	LAB-ID #	Sample Concentr.	Spike Concentr.	QC Test Result	Pct (%) Recovery	RPD
Arsenic, SPLP-mg/L	0045838-03		0.438	0.409	93.4%	
Barium - SPLP-mg/L	0045838-03		0.365	0.358	98.1%	
Cadmium - SPLP-mg/L	0045838-03		0.334	0.344	103.%	
Chromium, Total - SPLP-mg/L	0045838-03		0.797	0.791	99.2%	
Lead - SPLP-mg/L	0045838-03		1.42	1.42	100.%	
Mercury - SPLP-mg/L	0045838-03		0.00340	0.00360	105.9%	
Selenium-SPLP-mg/L	0045838-03		0.521	0.522	100.2%	
Silver, SPLP-mg/L	0045838-03		0.384	0.354	92.2%	
Copper,SPLP-mg/L	0045838-03		0.177	0.174	98.3%	
Nickel, SPLP-mg/L	0045838-03		1.71	1.67	97.7%	
Zinc-SPLP-mg/L	0045838-03		1.53	1.52	99.3%	

Connecticut Testing Laboratories, Inc.

QUALITY CONTROL REPORT

SPLP 11 Metals

Order#: 0315388

BLANK SOIL	LAB-ID #	Sample Concentr.	Spike Concentr.	QC Test Result	Pct (%) Recovery	RPD
Arsenic, SPLP-mg/L	0045862-02			ND		
Barium - SPLP-mg/L	0045862-02			ND		
Cadmium - SPLP-mg/L	0045862-02			ND		
Chromium, Total - SPLP-mg/L	0045862-02			ND		
Lead - SPLP-mg/L	0045862-02			ND		
Mercury - SPLP-mg/L	0045862-02			ND		
Selenium-SPLP-mg/L	0045862-02			ND		
Silver, SPLP-mg/L	0045862-02			ND		
Copper,SPLP-mg/L	0045862-02			ND		
Nickel, SPLP-mg/L	0045862-02			ND		
Zinc-SPLP-mg/L	0045862-02			ND		
CONTROL SOIL	LAB-ID #	Sample Concentr.	Spike Concentr.	QC Test Result	Pct (%) Recovery	RPD
Arsenic, SPLP-mg/L	0045862-03		0.438	0.451	103.%	
Barium - SPLP-mg/L	0045862-03		0.365	0.382	104.7%	
Cadmium - SPLP-mg/L	0045862-03		0.334	0.378	113.2%	
Chromium, Total - SPLP-mg/L	0045862-03		0.797	0.834	104.6%	
Lead - SPLP-mg/L	0045862-03		1.47	1.48	100.7%	
Mercury - SPLP-mg/L	0045862-03		0.00340	0.00350	102.9%	
Selenium-SPLP-mg/L	0045862-03		0.521	0.525	100.8%	
Silver, SPLP-mg/L	0045862-03		0.384	0.395	102.9%	
Copper,SPLP-mg/L	0045862-03		0.177	0.194	109.6%	
Nickel, SPLP-mg/L	0045862-03		1.71	1.71	100.%	
Zinc-SPLP-mg/L	0045862-03		1.53	1.56	102.%	

Connecticut Testing Laboratories, Inc.

QUALITY CONTROL REPORT

11 RCRA Metals -Total

Order#: 0315388

BLANK WATER	LAB-ID #	Sample Concentr.	Spike Concentr.	QC Test Result	Pct (%) Recovery	RPD
Arsenic, Total-mg/L	0045801-02			ND		
Barium, Total-mg/L	0045801-02			ND		
Cadmium, Total-mg/L	0045801-02			ND		
Chromium, Total-mg/L	0045801-02			ND		
Lead, Total-mg/L	0045801-02			ND		
Mercury, Total-mg/L	0045801-02			ND		
Selenium, Total-mg/L	0045801-02			ND		
Silver, Total-mg/L	0045801-02			ND		
Copper, Total-mg/L	0045801-02			ND		
Nickel, Total-mg/L	0045801-02			ND		
Zinc, Total-mg/L	0045801-02			ND		
CONTROL WATER	**LAB-ID #**	**Sample Concentr.**	**Spike Concentr.**	**QC Test Result**	**Pct (%) Recovery**	**RPD**
Arsenic, Total-mg/L	0045801-03		0.438	0.409	93.4%	
Barium, Total-mg/L	0045801-03		0.365	0.358	98.1%	
Cadmium, Total-mg/L	0045801-03		0.334	0.344	103.%	
Chromium, Total-mg/L	0045801-03		0.797	0.791	99.2%	
Lead, Total-mg/L	0045801-03		1.47	1.42	96.6%	
Mercury, Total-mg/L	0045801-03		0.00340	0.00360	105.9%	
Selenium, Total-mg/L	0045801-03		0.521	0.522	100.2%	
Silver, Total-mg/L	0045801-03		0.384	0.354	92.2%	
Copper, Total-mg/L	0045801-03		0.177	0.174	98.3%	
Nickel, Total-mg/L	0045801-03		1.71	1.67	97.7%	
Zinc, Total-mg/L	0045801-03		1.53	1.52	99.3%	

Connecticut Testing Laboratories, Inc.

QUALITY CONTROL REPORT

Test Parameters

Order#: 0315388

BLANK SOIL	LAB-ID #	Sample Concentr.	Spike Concentr.	QC Test Result	Pct (%) Recovery	RPD
Cyanide, Total-mg/kg	0045827-02			ND		
Cyanide, Total - SPLP-mg/L	0045830-01			ND		
CONTROL SOIL	LAB-ID #	Sample Concentr.	Spike Concentr.	QC Test Result	Pct (%) Recovery	RPD
Cyanide, Total-mg/kg	0045827-03		46.7	47.0	100.6%	
Cyanide, Total - SPLP-mg/L	0045830-02		0.10	0.113	113.%	
DUPLICATE SOIL	LAB-ID #	Sample Concentr.	Spike Concentr.	QC Test Result	Pct (%) Recovery	RPD
Cyanide, Total-mg/kg	0000035-18	ND		ND		0.%
MS SOIL	LAB-ID #	Sample Concentr.	Spike Concentr.	QC Test Result	Pct (%) Recovery	RPD
Cyanide, Total-mg/kg	0000035-18	ND	2.22	2.4	108.1%	

Connecticut Testing Laboratories, Inc.

QUALITY CONTROL REPORT

Test Parameters

Order#: 0315388

BLANK WATER	LAB-ID #	Sample Concentr.	Spike Concentr.	QC Test Result	Pct (%) Recovery	RPD
Cyanide, Total-mg/L	0045831-01			ND		
CONTROL WATER	**LAB-ID #**	**Sample Concentr.**	**Spike Concentr.**	**QC Test Result**	**Pct (%) Recovery**	**RPD**
Cyanide, Total-mg/L	0045831-02		0.10	0.113	113.%	

Connecticut Testing Laboratories, Inc.

QUALITY CONTROL REPORT

CTETPH-RCP

Order#: 0315388

BLANK SOIL	LAB-ID #	Sample Concentr.	Spike Concentr.	QC Test Result	Pct (%) Recovery	RPD
CT ETPH-mg/kg	0045791-02			ND		
CONTROL SOIL	**LAB-ID #**	**Sample Concentr.**	**Spike Concentr.**	**QC Test Result**	**Pct (%) Recovery**	**RPD**
CT ETPH-mg/kg	0045791-03		680	641	94.3%	

Type of QC	Surrogates	% Recovered	QC Limits (%)	
BLANK	1-Chloro-Octadecene	79%	50	150
Type of QC	**Surrogates**	**% Recovered**	**QC Limits (%)**	
CONTROL	1-Chloro-Octadecene	112%	50	150

Connecticut Testing Laboratories, Inc.

QUALITY CONTROL REPORT

CTETPH-RCP

Order#: 0315388

BLANK WATER	LAB-ID #	Sample Concentr.	Spike Concentr.	QC Test Result	Pct (%) Recovery	RPD
CT ETPH-mg/L	0045804-02			ND		
CONTROL WATER	**LAB-ID #**	**Sample Concentr.**	**Spike Concentr.**	**QC Test Result**	**Pct (%) Recovery**	**RPD**
CT ETPH-mg/L	0045804-03		1.4	1.25	89.3%	

Type of QC	Surrogates	% Recovered	QC Limits (%)	
BLANK	1-Chloro-Octadecene	93%	50	150
Type of QC	**Surrogates**	**% Recovered**	**QC Limits (%)**	
CONTROL	1-Chloro-Octadecene	115%	50	150

Connecticut Testing Laboratories, Inc.

QUALITY CONTROL REPORT

EPA Method 8082 RCP

Order#: 0315388

BLANK SOIL	LAB-ID #	Sample Concentr.	Spike Concentr.	QC Test Result	Pct (%) Recovery	RPD
Aroclor 1016-mg/kg	0045722-02			ND		
Aroclor 1221-mg/kg	0045722-02			ND		
Aroclor 1232-mg/kg	0045722-02			ND		
Aroclor 1242-mg/kg	0045722-02			ND		
Aroclor 1248-mg/kg	0045722-02			ND		
Aroclor 1254-mg/kg	0045722-02			ND		
Aroclor 1260-mg/kg	0045722-02			ND		
CONTROL SOIL	LAB-ID #	Sample Concentr.	Spike Concentr.	QC Test Result	Pct (%) Recovery	RPD
Aroclor 1016-mg/kg	0045722-03		10.0	11.2	112.%	
Aroclor 1260-mg/kg	0045722-03		10.0	11.5	115.%	

Type of QC	Surrogates	% Recovered	QC Limits (%)	
BLANK	Decachlorobiphenyl-SR	93%	70	130
BLANK	Tetrachloro-m-Xylene-SR	91%	70	130
Type of QC	**Surrogates**	**% Recovered**	**QC Limits (%)**	
CONTROL	Decachlorobiphenyl-SR	97%	30	150
CONTROL	Tetrachloro-m-Xylene-SR	97%	30	150

Connecticut Testing Laboratories, Inc.

QUALITY CONTROL REPORT

EPA Method 8082 RCP

Order#: 0315388

BLANK WATER	LAB-ID #	Sample Concentr.	Spike Concentr.	QC Test Result	Pct (%) Recovery	RPD
Aroclor 1016-ug/L	0045775-02			ND		
Aroclor 1221-ug/L	0045775-02			ND		
Aroclor 1232-ug/L	0045775-02			ND		
Aroclor 1242-ug/L	0045775-02			ND		
Aroclor 1248-ug/L	0045775-02			ND		
Aroclor 1254-ug/L	0045775-02			ND		
Aroclor 1260-ug/L	0045775-02			ND		
CONTROL WATER	LAB-ID #	Sample Concentr.	Spike Concentr.	QC Test Result	Pct (%) Recovery	RPD
Aroclor 1016-ug/L	0045775-03		10.0	10.4	104.%	
Aroclor 1260-ug/L	0045775-03		10.0	10.4	104.%	

Type of QC	Surrogates	% Recovered	QC Limits (%)	
BLANK	Decachlorobiphenyl-SR	118%	70	130
BLANK	Tetrachloro-m-Xylene-SR	118%	70	130
Type of QC	Surrogates	% Recovered	QC Limits (%)	
CONTROL	Decachlorobiphenyl-SR	115%	30	150
CONTROL	Tetrachloro-m-Xylene-SR	113%	30	150

Connecticut Testing Laboratories, Inc.

QUALITY CONTROL REPORT

EPA 8260B/5035 Volatile Organics RCP

Order#: 0315388

BLANK SOIL	LAB-ID #	Sample Concentr.	Spike Concentr.	QC Test Result	Pet (%) Recovery	RPD
Dichlorodifluoromethane-ug/Kg	0045763-02			ND		
Chloromethane-ug/Kg	0045763-02			ND		
Vinyl chloride-ug/Kg	0045763-02			ND		
Bromomethane-ug/Kg	0045763-02			ND		
Chloroethane-ug/Kg	0045763-02			ND		
Trichlorofluoromethane-ug/Kg	0045763-02			ND		
Trichlorotrifluoroethane-ug/Kg	0045763-02			ND		
Acetone-ug/Kg	0045763-02			ND		
1,1-Dichloroethylene-ug/Kg	0045763-02			ND		
Methylene chloride-ug/Kg	0045763-02			ND		
Methyl tert-butyl ether (MTBE)-ug/Kg	0045763-02			ND		
Carbon disulfide-ug/Kg	0045763-02			ND		
Acrylonitrile-ug/Kg	0045763-02			ND		
trans-1,2-Dichloroethylene-ug/Kg	0045763-02			ND		
1,1-Dichloroethane-ug/Kg	0045763-02			ND		
Methyl ethyl ketone-ug/Kg	0045763-02			ND		
2,2-Dichloropropane-ug/Kg	0045763-02			ND		
cis-1,2-Dichloroethylene-ug/Kg	0045763-02			ND		
Tetrahydrofuran-ug/Kg	0045763-02			ND		
Chloroform-ug/Kg	0045763-02			ND		
Bromochloromethane-ug/Kg	0045763-02			ND		
1,1,1-Trichloroethane-ug/Kg	0045763-02			ND		
1,1-Dichloropropylene-ug/Kg	0045763-02			ND		
Carbon tetrachloride-ug/Kg	0045763-02			ND		
Benzene-ug/Kg	0045763-02			ND		
1,2-Dichloroethane-ug/Kg	0045763-02			ND		
Trichloroethylene-ug/Kg	0045763-02			ND		
1,2-Dichloropropane-ug/Kg	0045763-02			ND		
Bromodichloromethane-ug/Kg	0045763-02			ND		
Dibromomethane-ug/Kg	0045763-02			ND		
MIBK-ug/Kg	0045763-02			ND		
cis-1,3-Dichloropropylene-ug/Kg	0045763-02			ND		
Toluene-ug/Kg	0045763-02			ND		
trans-1,3-Dichloropropylene-ug/Kg	0045763-02			ND		
1,1,2-Trichloroethane-ug/Kg	0045763-02			ND		
Methyl butyl ketone-ug/Kg	0045763-02			ND		
Tetrachloroethylene-ug/Kg	0045763-02			ND		
1,3-Dichloropropane-ug/Kg	0045763-02			ND		
Dibromochloromethane-ug/Kg	0045763-02			ND		
1,2-Dibromoethane-ug/Kg	0045763-02			ND		

Connecticut Testing Laboratories, Inc.

QUALITY CONTROL REPORT

EPA 8260B/5035 Volatile Organics RCP

Order#: 0315388

BLANK SOIL	LAB-ID #	Sample Concentr.	Spike Concentr.	QC Test Result	Pct (%) Recovery	RPD
Chlorobenzene-ug/Kg	0045763-02			ND		
Ethyl Benzene-ug/Kg	0045763-02			ND		
1,1,1,2-Tetrachloroethane-ug/Kg	0045763-02			ND		
p/m-Xylene-ug/Kg	0045763-02			ND		
o-Xylene-ug/Kg	0045763-02			ND		
Styrene-ug/Kg	0045763-02			ND		
Bromoform-ug/Kg	0045763-02			ND		
Isopropylbenzene-ug/Kg	0045763-02			ND		
1,1,2,2-Tetrachloroethane-ug/Kg	0045763-02			ND		
Bromobenzene-ug/Kg	0045763-02			ND		
n-Propylbenzene-ug/Kg	0045763-02			ND		
1,2,3-Trichloropropane-ug/Kg	0045763-02			ND		
2-Chlorotoluene-ug/Kg	0045763-02			ND		
1,3,5-Trimethylbenzene-ug/Kg	0045763-02			ND		
t-1,4-Dichloro-2-butene-ug/Kg	0045763-02			ND		
4-Chlorotoluene-ug/Kg	0045763-02			ND		
tert-Butylbenzene-ug/Kg	0045763-02			ND		
1,2,4-Trimethylbenzene-ug/Kg	0045763-02			ND		
p-Isopropyltoluene-ug/Kg	0045763-02			ND		
1,3-Dichlorobenzene-ug/Kg	0045763-02			ND		
sec-Butylbenzene-ug/Kg	0045763-02			ND		
1,4-Dichlorobenzene-ug/Kg	0045763-02			ND		
n-Butylbenzene-ug/Kg	0045763-02			ND		
1,2-Dichlorobenzene-ug/Kg	0045763-02			ND		
1,2-Dibromo-3-chloropropane-ug/Kg	0045763-02			ND		
1,2,4-Trichlorobenzene-ug/Kg	0045763-02			ND		
Hexachlorobutadiene-ug/Kg	0045763-02			ND		
Naphthalene-ug/Kg	0045763-02			ND		
1,2,3-Trichlorobenzene-ug/Kg	0045763-02			ND		
CONTROL SOIL	LAB-ID #	Sample Concentr.	Spike Concentr.	QC Test Result	Pct (%) Recovery	RPD
Dichlorodifluoromethane-ug/Kg	0045763-03		160	199	124.4%	
Chloromethane-ug/Kg	0045763-03		160	164	102.5%	
Vinyl chloride-ug/Kg	0045763-03		160	148	92.5%	
Bromomethane-ug/Kg	0045763-03		160	176	110.%	
Chloroethane-ug/Kg	0045763-03		160	149	93.1%	
Trichlorofluoromethane-ug/Kg	0045763-03		160	168	105.%	
Trichlorotrifluoroethane-ug/Kg	0045763-03		160	174	108.8%	
Acetone-ug/Kg	0045763-03		160	199	124.4%	
1,1-Dichloroethylene-ug/Kg	0045763-03		160	181	113.1%	

Connecticut Testing Laboratories, Inc.

QUALITY CONTROL REPORT

EPA 8260B/5035 Volatile Organics RCP

Order#: 0315388

CONTROL SOIL	LAB-ID #	Sample Concentr.	Spike Concentr.	QC Test Result	Pct (%) Recovery	RPD
Methylene chloride-ug/Kg	0045763-03		160	166	103.8%	
Methyl tert-butyl ether (MTBE)-ug/Kg	0045763-03		160	179	111.9%	
Carbon disulfide-ug/Kg	0045763-03		160	176	110.%	
Acrylonitrile-ug/Kg	0045763-03		160	174	108.8%	
trans-1,2-Dichloroethylene-ug/Kg	0045763-03		160	181	113.1%	
1,1-Dichloroethane-ug/Kg	0045763-03		160	175	109.4%	
Methyl ethyl ketone-ug/Kg	0045763-03		160	188	117.5%	
2,2-Dichloropropane-ug/Kg	0045763-03		160	184	115.%	
cis-1,2-Dichloroethylene-ug/Kg	0045763-03		160	170	106.3%	
Tetrahydrofuran-ug/Kg	0045763-03		160	157	98.1%	
Chloroform-ug/Kg	0045763-03		160	167	104.4%	
Bromochloromethane-ug/Kg	0045763-03		160	161	100.6%	
1,1,1-Trichloroethane-ug/Kg	0045763-03		160	178	111.3%	
1,1-Dichloropropylene-ug/Kg	0045763-03		160	176	110.%	
Carbon tetrachloride-ug/Kg	0045763-03		160	179	111.9%	
Benzene-ug/Kg	0045763-03		160	161	100.6%	
1,2-Dichloroethane-ug/Kg	0045763-03		160	161	100.6%	
Trichloroethylene-ug/Kg	0045763-03		160	193	120.6%	
1,2-Dichloropropane-ug/Kg	0045763-03		160	178	111.3%	
Bromodichloromethane-ug/Kg	0045763-03		160	178	111.3%	
Dibromomethane-ug/Kg	0045763-03		160	170	106.3%	
MIBK-ug/Kg	0045763-03		160	173	108.1%	
cis-1,3-Dichloropropylene-ug/Kg	0045763-03		160	184	115.%	
Toluene-ug/Kg	0045763-03		160	183	114.4%	
trans-1,3-Dichloropropylene-ug/Kg	0045763-03		160	179	111.9%	
1,1,2-Trichloroethane-ug/Kg	0045763-03		160	169	105.6%	
Methyl butyl ketone-ug/Kg	0045763-03		160	196	122.5%	
Tetrachloroethylene-ug/Kg	0045763-03		160	173	108.1%	
1,3-Dichloropropane-ug/Kg	0045763-03		160	172	107.5%	
Dibromochloromethane-ug/Kg	0045763-03		160	170	106.3%	
1,2-Dibromoethane-ug/Kg	0045763-03		160	171	106.9%	
Chlorobenzene-ug/Kg	0045763-03		160	164	102.5%	
Ethyl Benzene-ug/Kg	0045763-03		160	166	103.8%	
1,1,1,2-Tetrachloroethane-ug/Kg	0045763-03		160	189	118.1%	
p/m-Xylene-ug/Kg	0045763-03		320	374	116.9%	
o-Xylene-ug/Kg	0045763-03		160	183	114.4%	
Styrene-ug/Kg	0045763-03		160	180	112.5%	
Bromoform-ug/Kg	0045763-03		160	162	101.3%	
Isopropylbenzene-ug/Kg	0045763-03		160	164	102.5%	
1,1,2,2-Tetrachloroethane-ug/Kg	0045763-03		160	160	100.%	

Connecticut Testing Laboratories, Inc.

QUALITY CONTROL REPORT

EPA 8260B/5035 Volatile Organics RCP

Order#: 0315388

CONTROL SOIL	LAB-ID #	Sample Concentr.	Spike Concentr.	QC Test Result	Pct (%) Recovery	RPD
Bromobenzene-ug/Kg	0045763-03		160	164	102.5%	
n-Propylbenzene-ug/Kg	0045763-03		160	165	103.1%	
1,2,3-Trichloropropane-ug/Kg	0045763-03		160	166	103.8%	
2-Chlorotoluene-ug/Kg	0045763-03		160	173	108.1%	
1,3,5-Trimethylbenzene-ug/Kg	0045763-03		160	180	112.5%	
t-1,4-Dichloro-2-butene-ug/Kg	0045763-03		160	163	101.9%	
4-Chlorotoluene-ug/Kg	0045763-03		160	178	111.3%	
tert-Butylbenzene-ug/Kg	0045763-03		160	184	115.%	
1,2,4-Trimethylbenzene-ug/Kg	0045763-03		160	176	110.%	
p-Isopropyltoluene-ug/Kg	0045763-03		160	176	110.%	
1,3-Dichlorobenzene-ug/Kg	0045763-03		160	169	105.6%	
sec-Butylbenzene-ug/Kg	0045763-03		160	176	110.%	
1,4-Dichlorobenzene-ug/Kg	0045763-03		160	164	102.5%	
n-Butylbenzene-ug/Kg	0045763-03		160	182	113.8%	
1,2-Dichlorobenzene-ug/Kg	0045763-03		160	172	107.5%	
1,2-Dibromo-3-chloropropane-ug/Kg	0045763-03		160	172	107.5%	
1,2,4-Trichlorobenzene-ug/Kg	0045763-03		160	172	107.5%	
Hexachlorobutadiene-ug/Kg	0045763-03		160	175	109.4%	
Naphthalene-ug/Kg	0045763-03		160	169	105.6%	
1,2,3-Trichlorobenzene-ug/Kg	0045763-03		160	164	102.5%	

Type of QC	Surrogates	% Recovered	QC Limits (%)	
BLANK	1,2-Dichloroethane-d4	90%	70	130
BLANK	Toluene-d8	90%	70	130
BLANK	4-Bromofluorobenzene	87%	70	130
Type of QC	**Surrogates**	**% Recovered**	**QC Limits (%)**	
CONTROL	1,2-Dichloroethane-d4	91%	70	130
CONTROL	Toluene-d8	91%	70	130
CONTROL	4-Bromofluorobenzene	91%	70	130

Connecticut Testing Laboratories, Inc.

QUALITY CONTROL REPORT

EPA 8260B Volatile Organics RCP

Order#: 0315388

BLANK WATER	LAB-ID #	Sample Concentr.	Spike Concentr.	QC Test Result	Pct (%) Recovery	RPD
Dichlorodifluoromethane-ug/L	0045751-02			ND		
Chloromethane-ug/L	0045751-02			ND		
Vinyl chloride-ug/L	0045751-02			ND		
Bromomethane-ug/L	0045751-02			ND		
Chloroethane-ug/L	0045751-02			ND		
Trichlorofluoromethane-ug/L	0045751-02			ND		
Trichlorotrifluoroethane-ug/L	0045751-02			ND		
Acetone-ug/L	0045751-02			ND		
1,1-Dichloroethylene-ug/L	0045751-02			ND		
Methylene chloride-ug/L	0045751-02			ND		
Methyl tert-butyl ether (MTBE)-ug/L	0045751-02			ND		
Carbon disulfide-ug/L	0045751-02			ND		
Acrylonitrile-ug/L	0045751-02			ND		
trans-1,2-Dichloroethylene-ug/L	0045751-02			ND		
1,1-Dichloroethane-ug/L	0045751-02			ND		
Methyl ethyl ketone-ug/L	0045751-02			ND		
2,2-Dichloropropane-ug/L	0045751-02			ND		
cis-1,2-Dichloroethylene-ug/L	0045751-02			ND		
Tetrahydrofuran-ug/L	0045751-02			ND		
Chloroform-ug/L	0045751-02			ND		
Bromochloromethane-ug/L	0045751-02			ND		
1,1,1-Trichloroethane-ug/L	0045751-02			ND		
1,1-Dichloropropylene-ug/L	0045751-02			ND		
Carbon tetrachloride-ug/L	0045751-02			ND		
Benzene-ug/L	0045751-02			ND		
1,2-Dichloroethane-ug/L	0045751-02			ND		
Trichloroethylene-ug/L	0045751-02			ND		
1,2-Dichloropropane-ug/L	0045751-02			ND		
Bromodichloromethane-ug/L	0045751-02			ND		
Dibromomethane-ug/L	0045751-02			ND		
MIBK-ug/L	0045751-02			ND		
cis-1,3-Dichloropropylene-ug/L	0045751-02			ND		
Toluene-ug/L	0045751-02			ND		
trans-1,3-Dichloropropylene-ug/L	0045751-02			ND		
1,1,2-Trichloroethane-ug/L	0045751-02			ND		
Methyl butyl ketone-ug/L	0045751-02			ND		
Tetrachloroethylene-ug/L	0045751-02			ND		
1,3-Dichloropropane-ug/L	0045751-02			ND		
Dibromochloromethane-ug/L	0045751-02			ND		
1,2-Dibromoethane-ug/L	0045751-02			ND		

Connecticut Testing Laboratories, Inc.

QUALITY CONTROL REPORT

EPA 8260B Volatile Organics RCP

Order#: 0315388

BLANK WATER	LAB-ID #	Sample Concentr.	Spike Concentr.	QC Test Result	Pct (%) Recovery	RPD
Chlorobenzene-ug/L	0045751-02			ND		
Ethyl Benzene-ug/L	0045751-02			ND		
1,1,1,2-Tetrachloroethane-ug/L	0045751-02			ND		
p/m-Xylene-ug/L	0045751-02			ND		
o-Xylene-ug/L	0045751-02			ND		
Styrene-ug/L	0045751-02			ND		
Bromoform-ug/L	0045751-02			ND		
Isopropylbenzene-ug/L	0045751-02			ND		
1,1,2,2-Tetrachloroethane-ug/L	0045751-02			ND		
Bromobenzene-ug/L	0045751-02			ND		
n-Propylbenzene-ug/L	0045751-02			ND		
1,2,3-Trichloropropane-ug/L	0045751-02			ND		
2-Chlorotoluene-ug/L	0045751-02			ND		
1,2,4-Trimethylbenzene-ug/L	0045751-02			ND		
t-1,4-Dichloro-2-butene-ug/L	0045751-02			ND		
4-Chlorotoluene-ug/L	0045751-02			ND		
tert-Butylbenzene-ug/L	0045751-02			ND		
1,3,5-Trimethylbenzene-ug/L	0045751-02			ND		
p-Isopropyltoluene-ug/L	0045751-02			ND		
1,3-Dichlorobenzene-ug/L	0045751-02			ND		
sec-Butylbenzene-ug/L	0045751-02			ND		
1,4-Dichlorobenzene-ug/L	0045751-02			ND		
n-Butylbenzene-ug/L	0045751-02			ND		
1,2-Dichlorobenzene-ug/L	0045751-02			ND		
1,2-Dibromo-3-chloropropane-ug/L	0045751-02			ND		
1,2,4-Trichlorobenzene-ug/L	0045751-02			ND		
Hexachlorobutadiene-ug/L	0045751-02			ND		
Naphthalene-ug/L	0045751-02			ND		
1,2,3-Trichlorobenzene-ug/L	0045751-02			ND		

CONTROL WATER	LAB-ID #	Sample Concentr.	Spike Concentr.	QC Test Result	Pct (%) Recovery	RPD
Dichlorodifluoromethane-ug/L	0045751-03		48.0	40.0	83.3%	
Chloromethane-ug/L	0045751-03		48.0	46.0	95.8%	
Vinyl chloride-ug/L	0045751-03		48.0	47.0	97.9%	
Bromomethane-ug/L	0045751-03		48.0	47.0	97.9%	
Chloroethane-ug/L	0045751-03		48.0	53.0	110.4%	
Trichlorofluoromethane-ug/L	0045751-03		48.0	45.0	93.8%	
Trichlorotrifluoroethane-ug/L	0045751-03		48.0	45.0	93.8%	
Acetone-ug/L	0045751-03		48.0	37.0	77.1%	
1,1-Dichloroethylene-ug/L	0045751-03		48.0	51.0	106.3%	

Connecticut Testing Laboratories, Inc.

QUALITY CONTROL REPORT

EPA 8260B Volatile Organics RCP

Order#: 0315388

CONTROL WATER	LAB-ID #	Sample Concentr.	Spike Concentr.	QC Test Result	Pct (%) Recovery	RPD
Methylene chloride-ug/L	0045751-03		48.0	50.0	104.2%	
Methyl tert-butyl ether (MTBE)-ug/L	0045751-03		48.0	50.0	104.2%	
Carbon disulfide-ug/L	0045751-03		48.0	50.0	104.2%	
Acrylonitrile-ug/L	0045751-03		48.0	43.0	89.6%	
trans-1,2-Dichloroethylene-ug/L	0045751-03		48.0	50.0	104.2%	
1,1-Dichloroethane-ug/L	0045751-03		48.0	50.0	104.2%	
Methyl ethyl ketone-ug/L	0045751-03		48.0	38.0	79.2%	
2,2-Dichloropropane-ug/L	0045751-03		48.0	47.0	97.9%	
cis-1,2-Dichloroethylene-ug/L	0045751-03		48.0	49.0	102.1%	
Tetrahydrofuran-ug/L	0045751-03		48.0	35.0	72.9%	
Chloroform-ug/L	0045751-03		48.0	46.0	95.8%	
Bromochloromethane-ug/L	0045751-03		48.0	42.0	87.5%	
1,1,1-Trichloroethane-ug/L	0045751-03		48.0	48.0	100.%	
1,1-Dichloropropylene-ug/L	0045751-03		48.0	49.0	102.1%	
Carbon tetrachloride-ug/L	0045751-03		48.0	48.0	100.%	
Benzene-ug/L	0045751-03		48.0	50.0	104.2%	
1,2-Dichloroethane-ug/L	0045751-03		48.0	46.0	95.8%	
Trichloroethylene-ug/L	0045751-03		48.0	47.0	97.9%	
1,2-Dichloropropane-ug/L	0045751-03		48.0	46.0	95.8%	
Bromodichloromethane-ug/L	0045751-03		48.0	44.0	91.7%	
Dibromomethane-ug/L	0045751-03		48.0	40.0	83.3%	
MIBK-ug/L	0045751-03		48.0	37.0	77.1%	
cis-1,3-Dichloropropylene-ug/L	0045751-03		48.0	44.0	91.7%	
Toluene-ug/L	0045751-03		48.0	47.0	97.9%	
trans-1,3-Dichloropropylene-ug/L	0045751-03		48.0	44.0	91.7%	
1,1,2-Trichloroethane-ug/L	0045751-03		48.0	41.0	85.4%	
Methyl butyl ketone-ug/L	0045751-03		48.0	34.0	70.8%	
Tetrachloroethylene-ug/L	0045751-03		48.0	48.0	100.%	
1,3-Dichloropropane-ug/L	0045751-03		48.0	42.0	87.5%	
Dibromochloromethane-ug/L	0045751-03		48.0	41.0	85.4%	
1,2-Dibromoethane-ug/L	0045751-03		48.0	38.0	79.2%	
Chlorobenzene-ug/L	0045751-03		48.0	45.0	93.8%	
Ethyl Benzene-ug/L	0045751-03		48.0	48.0	100.%	
1,1,1,2-Tetrachloroethane-ug/L	0045751-03		48.0	44.0	91.7%	
p/m-Xylene-ug/L	0045751-03		96.0	99.0	103.1%	
o-Xylene-ug/L	0045751-03		48.0	47.0	97.9%	
Styrene-ug/L	0045751-03		48.0	46.0	95.8%	
Bromoform-ug/L	0045751-03		48.0	42.0	87.5%	
Isopropylbenzene-ug/L	0045751-03		48.0	42.0	87.5%	
1,1,2,2-Tetrachloroethane-ug/L	0045751-03		48.0	35.0	72.9%	

Connecticut Testing Laboratories, Inc.

QUALITY CONTROL REPORT

EPA 8260B Volatile Organics RCP

Order#: 0315388

CONTROL WATER	LAB-ID #	Sample Concentr.	Spike Concentr.	QC Test Result	Pct (%) Recovery	RPD
Bromobenzene-ug/L	0045751-03		48.0	40.0	83.3%	
n-Propylbenzene-ug/L	0045751-03		48.0	41.0	85.4%	
1,2,3-Trichloropropane-ug/L	0045751-03		48.0	36.0	75.%	
2-Chlorotoluene-ug/L	0045751-03		48.0	37.0	77.1%	
1,2,4-Trimethylbenzene-ug/L	0045751-03		48.0	41.0	85.4%	
t-1,4-Dichloro-2-butene-ug/L	0045751-03		48.0	42.0	87.5%	
4-Chlorotoluene-ug/L	0045751-03		48.0	41.0	85.4%	
tert-Butylbenzene-ug/L	0045751-03		48.0	41.0	85.4%	
1,3,5-Trimethylbenzene-ug/L	0045751-03		48.0	42.0	87.5%	
p-Isopropyltoluene-ug/L	0045751-03		48.0	42.0	87.5%	
1,3-Dichlorobenzene-ug/L	0045751-03		48.0	41.0	85.4%	
sec-Butylbenzene-ug/L	0045751-03		48.0	42.0	87.5%	
1,4-Dichlorobenzene-ug/L	0045751-03		48.0	41.0	85.4%	
n-Butylbenzene-ug/L	0045751-03		48.0	41.0	85.4%	
1,2-Dichlorobenzene-ug/L	0045751-03		48.0	39.0	81.3%	
1,2-Dibromo-3-chloropropane-ug/L	0045751-03		48.0	34.0	70.8%	
1,2,4-Trichlorobenzene-ug/L	0045751-03		48.0	40.0	83.3%	
Hexachlorobutadiene-ug/L	0045751-03		48.0	43.0	89.6%	
Naphthalene-ug/L	0045751-03		48.0	35.0	72.9%	
1,2,3-Trichlorobenzene-ug/L	0045751-03		48.0	38.0	79.2%	

Type of QC	Surrogates	% Recovered	QC Limits (%)	
BLANK	1,2-Dichloroethane-d4	91%	70	130
BLANK	Toluene-d8	89%	70	130
BLANK	4-Bromofluorobenzene	88%	70	130
Type of QC	**Surrogates**	**% Recovered**	**QC Limits (%)**	
CONTROL	1,2-Dichloroethane-d4	77%	70	130
CONTROL	Toluene-d8	89%	70	130
CONTROL	4-Bromofluorobenzene	93%	70	130

Connecticut Testing Laboratories, Inc.

QUALITY CONTROL REPORT

EPA 8270C PAH - RCP

Order#: 0315388

BLANK SOIL	LAB-ID #	Sample Concentr.	Spike Concentr.	QC Test Result	Pct (%) Recovery	RPD
Naphthalene-ug/Kg	0045723-02			ND		
2-Methylnaphthalene-ug/Kg	0045723-02			ND		
2-Chloronaphthalene-ug/Kg	0045723-02			ND		
Acenaphthylene-ug/Kg	0045723-02			ND		
Acenaphthene-ug/Kg	0045723-02			ND		
Fluorene-ug/Kg	0045723-02			ND		
Phenanthrene-ug/Kg	0045723-02			ND		
Anthracene-ug/Kg	0045723-02			ND		
Carbazole-ug/Kg	0045723-02			ND		
Fluoranthene-ug/Kg	0045723-02			ND		
Pyrene-ug/Kg	0045723-02			ND		
Benzo(a)anthracene-ug/Kg	0045723-02			ND		
Chrysene-ug/Kg	0045723-02			ND		
Benzo(b)fluoranthene-ug/Kg	0045723-02			ND		
Benzo(k)fluoranthene-ug/Kg	0045723-02			ND		
Benzo(a)pyrene-ug/Kg	0045723-02			ND		
Indeno(1,2,3-cd)Pyrene-ug/Kg	0045723-02			ND		
Dibenzo(a,h)Anthracene-ug/Kg	0045723-02			ND		
Benzo(g,h,i)Perylene-ug/Kg	0045723-02			ND		

CONTROL SOIL	LAB-ID #	Sample Concentr.	Spike Concentr.	QC Test Result	Pct (%) Recovery	RPD
Naphthalene-ug/Kg	0045723-03		600	646	107.7%	
2-Methylnaphthalene-ug/Kg	0045723-03		600	628	104.7%	
2-Chloronaphthalene-ug/Kg	0045723-03		600	641	106.8%	
Acenaphthylene-ug/Kg	0045723-03		600	634	105.7%	
Acenaphthene-ug/Kg	0045723-03		600	615	102.5%	
Fluorene-ug/Kg	0045723-03		600	613	102.2%	
Phenanthrene-ug/Kg	0045723-03		600	596	99.3%	
Anthracene-ug/Kg	0045723-03		600	601	100.2%	
Carbazole-ug/Kg	0045723-03		600	606	101.%	
Fluoranthene-ug/Kg	0045723-03		600	586	97.7%	
Pyrene-ug/Kg	0045723-03		600	578	96.3%	
Benzo(a)anthracene-ug/Kg	0045723-03		600	481	80.2%	
Chrysene-ug/Kg	0045723-03		600	583	97.2%	
Benzo(b)fluoranthene-ug/Kg	0045723-03		600	615	102.5%	
Benzo(k)fluoranthene-ug/Kg	0045723-03		600	521	86.8%	
Benzo(a)pyrene-ug/Kg	0045723-03		600	546	91.%	
Indeno(1,2,3-cd)Pyrene-ug/Kg	0045723-03		600	532	88.7%	
Dibenzo(a,h)Anthracene-ug/Kg	0045723-03		600	545	90.8%	
Benzo(g,h,i)Perylene-ug/Kg	0045723-03		600	567	94.5%	

Connecticut Testing Laboratories, Inc.

QUALITY CONTROL REPORT

EPA 8270C PAH - RCP

Order#: 0315388

Type of QC	Surrogates	% Recovered	QC Limits (%)	
BLANK	Nitrobenzene-d5	95%	70	130
BLANK	2-Fluorobiphenyl	100%	70	130
BLANK	p-Terpenyl-d14	91%	40	130
Type of QC	**Surrogates**	**% Recovered**	**QC Limits (%)**	
CONTROL	Nitrobenzene-d5	95%	30	130
CONTROL	2-Fluorobiphenyl	104%	30	130
CONTROL	p-Terpenyl-d14	96%	30	130

Connecticut Testing Laboratories, Inc.

QUALITY CONTROL REPORT

EPA 8270C PAH - RCP

Order#: 0315388

BLANK WATER	LAB-ID #	Sample Concentr.	Spike Concentr.	QC Test Result	Pct (%) Recovery	RPD
Naphthalene-ug/L	0045773-02			ND		
2-Methylnaphthalene-ug/L	0045773-02			ND		
2-Chloronaphthalene-ug/L	0045773-02			ND		
Acenaphthylene-ug/L	0045773-02			ND		
Acenaphthene-ug/L	0045773-02			ND		
Fluorene-ug/L	0045773-02			ND		
Phenanthrene-ug/L	0045773-02			ND		
Anthracene-ug/L	0045773-02			ND		
Carbazole-ug/L	0045773-02			ND		
Fluoranthene-ug/L	0045773-02			ND		
Pyrene-ug/L	0045773-02			ND		
Benzo(a)anthracene-ug/L	0045773-02			ND		
Chrysene-ug/L	0045773-02			ND		
Benzo(b)fluoranthene-ug/L	0045773-02			ND		
Benzo(k)fluoranthene-ug/L	0045773-02			ND		
Benzo(a)pyrene-ug/L	0045773-02			ND		
Indeno(1,2,3-cd)Pyrene-ug/L	0045773-02			ND		
Dibenzo(a,h)Anthracene-ug/L	0045773-02			ND		
Benzo(g,h,i)Perylene-ug/L	0045773-02			ND		

CONTROL WATER	LAB-ID #	Sample Concentr.	Spike Concentr.	QC Test Result	Pct (%) Recovery	RPD
Naphthalene-ug/L	0045773-03		1.0	0.950	95.%	
2-Methylnaphthalene-ug/L	0045773-03		1.0	0.930	93.%	
2-Chloronaphthalene-ug/L	0045773-03		1.0	0.90	90.%	
Acenaphthylene-ug/L	0045773-03		1.0	0.860	86.%	
Acenaphthene-ug/L	0045773-03		1.0	0.950	95.%	
Fluorene-ug/L	0045773-03		1.0	0.940	94.%	
Phenanthrene-ug/L	0045773-03		1.0	0.950	95.%	
Anthracene-ug/L	0045773-03		1.0	0.760	76.%	
Carbazole-ug/L	0045773-03		1.0	0.910	91.%	
Fluoranthene-ug/L	0045773-03		1.0	0.950	95.%	
Pyrene-ug/L	0045773-03		1.0	0.950	95.%	
Benzo(a)anthracene-ug/L	0045773-03		1.0	0.880	88.%	
Chrysene-ug/L	0045773-03		1.0	0.970	97.%	
Benzo(b)fluoranthene-ug/L	0045773-03		1.0	0.810	81.%	
Benzo(k)fluoranthene-ug/L	0045773-03		1.0	0.940	94.%	
Benzo(a)pyrene-ug/L	0045773-03		1.0	0.80	80.%	
Indeno(1,2,3-cd)Pyrene-ug/L	0045773-03		1.0	0.760	76.%	
Dibenzo(a,h)Anthracene-ug/L	0045773-03		1.0	0.740	74.%	
Benzo(g,h,i)Perylene-ug/L	0045773-03		1.0	0.810	81.%	

Connecticut Testing Laboratories, Inc.

QUALITY CONTROL REPORT

EPA 8270C PAH - RCP

Order#: 0315388

Type of QC	Surrogates	% Recovered	QC Limits (%)	
BLANK	Nitrobenzene-d5	76%	70	130
BLANK	2-Fluorobiphenyl	73%	70	130
BLANK	p-Terpenyl-d14	96%	40	130
Type of QC	**Surrogates**	**% Recovered**	**QC Limits (%)**	
CONTROL	Nitrobenzene-d5	108%	30	130
CONTROL	2-Fluorobiphenyl	98%	15	120
CONTROL	p-Terpenyl-d14	105%	30	130

CONNECTICUT TESTING LAB'S, INC.

RCP DQA SUMMARY TABLE

EPA Method 6010B
EPA 3050B

CTL Lab # 0315388
Client: Comprehensive Environmental Inc.
Project: 284-17

CTL Sample #	Analyte	QC Type	Date Tested	Spike Value	Result	RCP Criteria	%R	RPD	Bias	DEVIATIONS
3518,3520,3522-24	8 RCRA,Cu,Ni,Zn (less Hg)	ICAL	4/1/2015	3 Levels	Pass	"r" > 0.995				No Anomalies
3518,3520,3522-24	8 RCRA,Cu,Ni,Zn (less Hg)	ICV	4/1/2015	Varies	Pass	±10% TV				No Anomalies
3518,3520,3522-24	8 RCRA,Cu,Ni,Zn (less Hg)	ICVD	4/1/2015	Varies	Pass	<5% RPD				No Anomalies
3518,3520,3522-24	8 RCRA,Cu,Ni,Zn (less Hg)	ICB	4/1/2015	0.0	Pass	<RL				No Anomalies
3518,3520,3522-24	8 RCRA,Cu,Ni,Zn (less Hg)	LLCC	4/1/2015	</=RL	Pass	±30% except Sb, As, Co & Tl +50%				No Anomalies
3518,3520,3522-24	8 RCRA,Cu,Ni,Zn (less Hg)	CCV	4/1/2015	1.00	Pass	±10% TV				No Anomalies
3518,3520,3522-24	8 RCRA,Cu,Ni,Zn (less Hg)	CCVD	4/1/2015	1.00	Pass	<5% RPD				No Anomalies
3518,3520,3522-24	8 RCRA,Cu,Ni,Zn (less Hg)	CCB	4/1/2015	0.0	Pass	<RL				No Anomalies
3518,3520,3522-24	8 RCRA,Cu,Ni,Zn (less Hg)	ICSA/B	4/1/2015	Varies	Pass	±20%				No Anomalies
3518,3520,3522-24	8 RCRA,Cu,Ni,Zn (less Hg)	MB	4/1/2015	0.0	Pass	Targets<RL				No Anomalies
3518,3520,3522-24	8 RCRA,Cu,Ni,Zn (less Hg)	LCS	4/1/2015	Varies	Pass	±20%R				No Anomalies
	8 RCRA,Cu,Ni,Zn (less Hg)	MS	----	Varies	----	75-125% R	----	----	----	
	8 RCRA,Cu,Ni,Zn (less Hg)	MD	----	----	----	<20% RPD Aqueous, <35% RPD Solid	----	----	----	
	8 RCRA,Cu,Ni,Zn (less Hg)	MSD	----	Varies	----	<20% RPD Aqueous, <35% RPD Solid	----	----	----	

ICAL = Initial Calibration
ICV= Initial Calibration Verification
ICVD= Intial Caibration Verification Dupe
ICB= Initial Calibration Blank
LLCC= Low Level Calibration Check (CRDL)
CCV= Continuing Calibration Verification
CCVD= Continuing Calibration Verification Duplicate

CCB= Continuing Calibration Blank
ICSA/B= Interference Check Standards
MB= Method Blank
LCS= Laboratory Control Sample
MS= Matrix Spike
MSD= Matrix Spike Duplicate
MD= Matrix Duplicate

"r"= Correlation Coefficient
TV= True Value
RPD= Relative Percent Difference
%R= % Recovery
RL= reporting Level

CONNECTICUT TESTING LAB'S, INC.

RCP DQA SUMMARY TABLE

EPA Method 7470A/7471A
Mass Analysis

CTL Lab No.: 0315388
Client: Comprehensive Environmental Inc.
Project: 284-17

CTL Sample #	Analyte	QC Type	Date Tested	Spike Value	Result	RCP Criteria	%R	RPD	Bias	DEVIATIONS
3518,3520,3522-3524	Mercury	ICAL	4/1/2015	6 Levels	Pass	"r" > 0.995				No Anomalies
3518,3520,3522-3524	Mercury	ICV	4/1/2015	Varies	Pass	±10% TV				No Anomalies
3518,3520,3522-3524	Mercury	ICB	4/1/2015	0.0	Pass	<RL				No Anomalies
3518,3520,3522-3524	Mercury	Beg CCV	4/1/2015	0.005	Pass	±20% TV				No Anomalies
3518,3520,3522-3524	Mercury	CCB	4/1/2015	0.0	Pass	<RL				No Anomalies
3518,3520,3522-3524	Mercury	MB	4/1/2015	0.0	Pass	<RL				No Anomalies
3518,3520,3522-3524	Mercury	LCS	4/1/2015	Varies	Pass	±20% TV Aqueous, 95% CL				No Anomalies
	Mercury	MD	----	----	----	±20% RPD Aqueous, ±35% RPD	----	----	----	
	Mercury	MS	----	Varies	----	75-125% R	----	----	----	
	Mercury	MSD	----	Varies	----	75-125% R	----	----	----	
3518,3520,3522-3524	Mercury	End CCV	4/1/2015	0.005	Pass	±20% TV				No Anomalies

ICAL = Initial Calibration
ICV= Initial Calibration Verification
ICB= Initial Calibration Blank
Beg CCV= Beginning Continuing Calibration Verification
CCB= Continuing Calibration Verification
End CCV= End Continuing Calibration Verification

MB= Method Blank
LCS= Laboratory Control Sample
MD= Matrix Dupe
MS= Matrix Spike
MSD= Matrix Spike Duplicate

r= Correlation Coefficient
TV= True Value
RL= Reporting Level
CL = Confidence Limits
RPD= Relative Percent Difference
%R= % Recovery

CONNECTICUT TESTING LAB'S, INC.

RCP DQA SUMMARY TABLE

EPA Method 6010B
SPLP EPA 1312

CTL Lab # 0315388
Client: Comprehensive Environmental Inc.
Project: 284-17

CTL Sample #	Analyte	QC Type	Date Tested	Spike Value	Result	RCP Criteria	%R	RPD	Bias	DEVIATIONS
3520,3522-3524	8 RCRA,Cu,Ni,Zn (less Hg)	ICAL	4/1/2015	3 Levels	Pass	"r" > 0.995				No Anomalies
3520,3522-3524	8 RCRA,Cu,Ni,Zn (less Hg)	ICV	4/1/2015	Varies	Pass	±10% TV				No Anomalies
3520,3522-3524	8 RCRA,Cu,Ni,Zn (less Hg)	ICVD	4/1/2015	Varies	Pass	<5% RPD				No Anomalies
3520,3522-3524	8 RCRA,Cu,Ni,Zn (less Hg)	ICB	4/1/2015	0.0	Pass	<RL				No Anomalies
3520,3522-3524	8 RCRA,Cu,Ni,Zn (less Hg)	LLCC	4/1/2015	</=RL	Pass	±30% except Sb, As, Co & Tl +50%				No Anomalies
3520,3522-3524	8 RCRA,Cu,Ni,Zn (less Hg)	CCV	4/1/2015	1.00	Pass	±10% TV				No Anomalies
3520,3522-3524	8 RCRA,Cu,Ni,Zn (less Hg)	CCVD	4/1/2015	1.00	Pass	<5% RPD				No Anomalies
3520,3522-3524	8 RCRA,Cu,Ni,Zn (less Hg)	CCB	4/1/2015	0.0	Pass	<RL				No Anomalies
3520,3522-3524	8 RCRA,Cu,Ni,Zn (less Hg)	ICSA/B	4/1/2015	Varies	Pass	±20%				No Anomalies
3520,3522-3524	8 RCRA,Cu,Ni,Zn (less Hg)	MB	4/1/2015	0.0	Pass	Targets<RL				No Anomalies
3520,3522-3524	8 RCRA,Cu,Ni,Zn (less Hg)	LCS	4/1/2015	Varies	Pass	±20%R				No Anomalies
	8 RCRA,Cu,Ni,Zn (less Hg)	MS	----	Varies	----	75-125% R	----	----	----	
	8 RCRA,Cu,Ni,Zn (less Hg)	MD	----	----	----	<20% RPD Aqueous, <35% RPD Solid	----	----	----	
	8 RCRA,Cu,Ni,Zn (less Hg)	MSD	----	Varies	----	<20% RPD Aqueous, <35% RPD Solid	----	----	----	

ICAL = Initial Calibration
ICV= Initial Calibration Verification
ICVD= Intial Caibration Verification Dupe
ICB= Initial Calibration Blank
LLCC= Low Level Calibration Check (CRDL)
CCV= Continuing Calibration Verification
CCVD= Continuing Calibration Verification Duplicate

CCB= Continuing Calibration Blank
ICSA/B= Interference Check Standards
MB= Method Blank
LCS= Laboratory Control Sample
MS= Matrix Spike
MSD= Matrix Spike Duplicate
MD= Matrix Duplicate

"r"= Correlation Coefficient
TV= True Value
RPD= Relative Percent Difference
%R= % Recovery
RL= reporting Level

CONNECTICUT TESTING LAB'S, INC.

RCP DQA SUMMARY TABLE

EPA Method 7470A/7471A
SPLP EPA 1312

CTL Lab No.: 0315388
Client: Comprehensive Environmental Inc.
Project: 284-17

CTL Sample #	Analyte	QC Type	Date Tested	Spike Value	Result	RCP Criteria	%R	RPD	Bias	DEVIATIONS
3520,3522-3524	Mercury	ICAL	4/1/2015	6 Levels	Pass	"r" > 0.995				No Anomalies
3520,3522-3524	Mercury	ICV	4/1/2015	Varies	Pass	±10% TV				No Anomalies
3520,3522-3524	Mercury	ICB	4/1/2015	0.0	Pass	<RL				No Anomalies
3520,3522-3524	Mercury	Beg CCV	4/1/2015	0.005	Pass	±20% TV				No Anomalies
3520,3522-3524	Mercury	CCB	4/1/2015	0.0	Pass	<RL				No Anomalies
3520,3522-3524	Mercury	MB	4/1/2015	0.0	Pass	<RL				No Anomalies
3520,3522-3524	Mercury	LCS	4/1/2015	Varies	Pass	±20% TV Aqueous, 95% CL				No Anomalies
	Mercury	MD	----	----	----	±20% RPD Aqueous, ±35% RPD	----	----	----	
	Mercury	MS	----	Varies	----	75-125% R	----	----	----	
	Mercury	MSD	----	Varies	----	75-125% R	----	----	----	
3520,3522-3524	Mercury	End CCV	4/1/2015	0.005	Pass	±20% TV				No Anomalies

ICAL = Initial Calibration
ICV= Initial Calibration Verification
ICB= Initial Calibration Blank
Beg CCV= Beginning Continuing Calibration Verification
CCB= Continuing Calibration Verification
End CCV= End Continuing Calibration Verification

MB= Method Blank
LCS= Laboratory Control Sample
MD= Matrix Dupe
MS= Matrix Spike
MSD= Matrix Spike Duplicate

r= Correlation Coefficient
TV= True Value
RL= Reporting Level
CL = Confidence Limits
RPD= Relative Percent Difference
%R= % Recovery

CONNECTICUT TESTING LAB'S, INC.

RCP DQA SUMMARY TABLE

EPA Method 6010B
SPLP EPA 1312

CTL Lab # 0315388
Client: Comprehensive Environmental Inc.
Project: 284-17

CTL Sample #	Analyte	QC Type	Date Tested	Spike Value	Result	RCP Criteria	%R	RPD	Bias	DEVIATIONS
3518	8 RCRA,Cu,Ni,Zn (less Hg)	ICAL	4/7/2015	3 Levels	Pass	"r" > 0.995				No Anomalies
3518	8 RCRA,Cu,Ni,Zn (less Hg)	ICV	4/7/2015	Varies	Pass	±10% TV				No Anomalies
3518	8 RCRA,Cu,Ni,Zn (less Hg)	ICVD	4/7/2015	Varies	Pass	<5% RPD				No Anomalies
3518	8 RCRA,Cu,Ni,Zn (less Hg)	ICB	4/7/2015	0.0	Pass	<RL				No Anomalies
3518	8 RCRA,Cu,Ni,Zn (less Hg)	LLCC	4/7/2015	</=RL	Pass	±30% except Sb, As, Co & Tl +50%				No Anomalies
3518	8 RCRA,Cu,Ni,Zn (less Hg)	CCV	4/7/2015	1.00	Pass	±10% TV				No Anomalies
3518	8 RCRA,Cu,Ni,Zn (less Hg)	CCVD	4/7/2015	1.00	Pass	<5% RPD				No Anomalies
3518	8 RCRA,Cu,Ni,Zn (less Hg)	CCB	4/7/2015	0.0	Pass	<RL				No Anomalies
3518	8 RCRA,Cu,Ni,Zn (less Hg)	ICSA/B	4/7/2015	Varies	Pass	±20%				No Anomalies
3518	8 RCRA,Cu,Ni,Zn (less Hg)	MB	4/7/2015	0.0	Pass	Targets<RL				No Anomalies
3518	8 RCRA,Cu,Ni,Zn (less Hg)	LCS	4/7/2015	Varies	Pass	±20%R				No Anomalies
	8 RCRA,Cu,Ni,Zn (less Hg)	MS	----	Varies	----	75-125% R	----	----	----	
	8 RCRA,Cu,Ni,Zn (less Hg)	MD	----	----	----	<20% RPD Aqueous, <35% RPD Solid	----	----	----	
	8 RCRA,Cu,Ni,Zn (less Hg)	MSD	----	Varies	----	<20% RPD Aqueous, <35% RPD Solid	----	----	----	

ICAL = Initial Calibration
ICV= Initial Calibration Verification
ICVD= Intial Caibration Verification Dupe
ICB= Initial Calibration Blank
LLCC= Low Level Calibration Check (CRDL)
CCV= Continuing Calibration Verification
CCVD= Continuing Calibration Verification Duplicate

CCB= Continuing Calibration Blank
ICSA/B= Interference Check Standards
MB= Method Blank
LCS= Laboratory Control Sample
MS= Matrix Spike
MSD= Matrix Spike Duplicate
MD= Matrix Duplicate

"r"= Correlation Coefficient
TV= True Value
RPD= Relative Percent Difference
%R= % Recovery
RL= reporting Level

CONNECTICUT TESTING LAB'S, INC.

RCP DQA SUMMARY TABLE

EPA Method 7470A/7471A
SPLP EPA 1312

CTL Lab No.: 0315388
Client: Comprehensive Environmental Inc.
Project: 284-17

CTL Sample #	Analyte	QC Type	Date Tested	Spike Value	Result	RCP Criteria	%R	RPD	Bias	DEVIATIONS
3518	Mercury	ICAL	4/8/2015	6 Levels	Pass	"r" > 0.995				No Anomalies
3518	Mercury	ICV	4/8/2015	Varies	Pass	±10% TV				No Anomalies
3518	Mercury	ICB	4/8/2015	0.0	Pass	<RL				No Anomalies
3518	Mercury	Beg CCV	4/8/2015	0.005	Pass	±20% TV				No Anomalies
3518	Mercury	CCB	4/8/2015	0.0	Pass	<RL				No Anomalies
3518	Mercury	MB	4/8/2015	0.0	Pass	<RL				No Anomalies
3518	Mercury	LCS	4/8/2015	Varies	Pass	±20% TV Aqueous, 95% CL				No Anomalies
	Mercury	MD	----	----	----	±20% RPD Aqueous, ±35% RPD	----	----	----	
	Mercury	MS	----	Varies	----	75-125% R	----	----	----	
	Mercury	MSD	----	Varies	----	75-125% R	----	----	----	
3518	Mercury	End CCV	4/8/2015	0.005	Pass	±20% TV				No Anomalies

ICAL = Initial Calibration
ICV= Initial Calibration Verification
ICB= Initial Calibration Blank
Beg CCV= Beginning Continuing Calibration Verification
CCB= Continuing Calibration Verification
End CCV= End Continuing Calibration Verification

MB= Method Blank
LCS= Laboratory Control Sample
MD= Matrix Dupe
MS= Matrix Spike
MSD= Matrix Spike Duplicate

r= Correlation Coefficient
TV= True Value
RL= Reporting Level
CL = Confidence Limits
RPD= Relative Percent Difference
%R= % Recovery

CONNECTICUT TESTING LAB'S, INC.

RCP DQA SUMMARY TABLE

EPA Method 6010B

CTL Lab # 0315388
Client: Comprehensive Environmental Inc.
Project: 284-17

CTL Sample #	Analyte	QC Type	Date Tested	Spike Value	Result	RCP Criteria	%R	RPD	Bias	DEVIATIONS
3527	8 RCRA,Cu,Ni,Zn (less Hg)	ICAL	4/1/2015	3 Levels	Pass	"r" > 0.995				No Anomalies
3527	8 RCRA,Cu,Ni,Zn (less Hg)	ICV	4/1/2015	Varies	Pass	±10% TV				No Anomalies
3527	8 RCRA,Cu,Ni,Zn (less Hg)	ICVD	4/1/2015	Varies	Pass	<5% RPD				No Anomalies
3527	8 RCRA,Cu,Ni,Zn (less Hg)	ICB	4/1/2015	0.0	Pass	<RL				No Anomalies
3527	8 RCRA,Cu,Ni,Zn (less Hg)	LLCC	4/1/2015	</=RL	Pass	±30% except Sb, As, Co & Tl +50%				No Anomalies
3527	8 RCRA,Cu,Ni,Zn (less Hg)	CCV	4/1/2015	1.00	Pass	±10% TV				No Anomalies
3527	8 RCRA,Cu,Ni,Zn (less Hg)	CCVD	4/1/2015	1.00	Pass	<5% RPD				No Anomalies
3527	8 RCRA,Cu,Ni,Zn (less Hg)	CCB	4/1/2015	0.0	Pass	<RL				No Anomalies
3527	8 RCRA,Cu,Ni,Zn (less Hg)	ICSA/B	4/1/2015	Varies	Pass	±20%				No Anomalies
3527	8 RCRA,Cu,Ni,Zn (less Hg)	MB	4/1/2015	0.0	Pass	Targets<RL				No Anomalies
3527	8 RCRA,Cu,Ni,Zn (less Hg)	LCS	4/1/2015	Varies	Pass	±20%R				No Anomalies
	8 RCRA,Cu,Ni,Zn (less Hg)	MS	----	Varies	----	75-125% R	----	----	----	
	8 RCRA,Cu,Ni,Zn (less Hg)	MD	----	----	----	<20% RPD Aqueous, <35% RPD Solid	----	----	----	
	8 RCRA,Cu,Ni,Zn (less Hg)	MSD	----	Varies	----	<20% RPD Aqueous, <35% RPD Solid	----	----	----	

ICAL = Initial Calibration
ICV= Initial Calibration Verification
ICVD= Intial Caibration Verification Dupe
ICB= Initial Calibration Blank
LLCC= Low Level Calibration Check (CRDL)
CCV= Continuing Calibration Verification
CCVD= Continuing Calibration Verification Duplicate

CCB= Continuing Calibration Blank
ICSA/B= Interference Check Standards
MB= Method Blank
LCS= Laboratory Control Sample
MS= Matrix Spike
MSD= Matrix Spike Duplicate
MD= Matrix Duplicate

"r"= Correlation Coefficient
TV= True Value
RPD= Relative Percent Difference
%R= % Recovery
RL= reporting Level

CONNECTICUT TESTING LAB'S, INC.

RCP DQA SUMMARY TABLE

EPA Method 7470A/7471A

CTL Lab No.: 0315388
Client: Comprehensive Environmental Inc.
Project: 284-17

CTL Sample #	Analyte	QC Type	Date Tested	Spike Value	Result	RCP Criteria	%R	RPD	Bias	DEVIATIONS
3527	Mercury	ICAL	4/1/2015	6 Levels	Pass	"r" > 0.995				No Anomalies
3527	Mercury	ICV	4/1/2015	Varies	Pass	±10% TV				No Anomalies
3527	Mercury	ICB	4/1/2015	0.0	Pass	<RL				No Anomalies
3527	Mercury	Beg CCV	4/1/2015	0.005	Pass	±20% TV				No Anomalies
3527	Mercury	CCB	4/1/2015	0.0	Pass	<RL				No Anomalies
3527	Mercury	MB	4/1/2015	0.0	Pass	<RL				No Anomalies
3527	Mercury	LCS	4/1/2015	Varies	Pass	±20% TV Aqueous, 95% CL				No Anomalies
	Mercury	MD	----	----	----	±20% RPD Aqueous, ±35% RPD	----	----	----	
	Mercury	MS	----	Varies	----	75-125% R	----	----	----	
	Mercury	MSD	----	Varies	----	75-125% R	----	----	----	
3527	Mercury	End CCV	4/1/2015	0.005	Pass	±20% TV				No Anomalies

ICAL = Initial Calibration
ICV= Initial Calibration Verification
ICB= Initial Calibration Blank
Beg CCV= Beginning Continuing Calibration Verification
CCB= Continuing Calibration Verification
End CCV= End Continuing Calibration Verification

MB= Method Blank
LCS= Laboratory Control Sample
MD= Matrix Dupe
MS= Matrix Spike
MSD= Matrix Spike Duplicate

r= Correlation Coefficient
TV= True Value
RL= Reporting Level
CL = Confidence Limits
RPD= Relative Percent Difference
%R= % Recovery

CONNECTICUT TESTING LAB'S, INC.

RCP DQA SUMMARY TABLE

EPA Method 9010B

CTL Lab # 0315388
Client: CEI
Project: 284-17

CTL Sample #	Analyte	QC Type	Date Tested	Spike Value	Result	RCP Criteria	%R	RPD	Bias	DEVIATIONS
3518-3520	Cyanide, Total	ICAL	4/2/2015	5 Levels	Pass	"r" > 0.995				No Anomalies
3518-3520	Cyanide, Total	ICV	4/2/2015	0.10	Pass	±15%TV				No Anomalies
3518-3520	Cyanide, Total	Beg CCV	4/2/2015	0.15	Pass	±15%TV				No Anomalies
3518-3520	Cyanide, Total	Beg CCB	4/2/2015	0.0	Pass	<RL				No Anomalies
3518-3520	Cyanide, Total	MB	4/2/2015	0.0	Pass	<RL				No Anomalies
3518-3520	Cyanide, Total	LCS	4/2/2015	Varies	Pass	±20% R Water 95% CL Solid				No Anomalies
3518	Cyanide, Total	MD	4/2/2015	Varies	Pass	≤20% RPD Water ≤35% RPD Solid				No Anomalies
3518	Cyanide, Total	MS	4/2/2015	Varies	Pass	75-125% R				No Anomalies
3518-3520	Cyanide, Total	End CCV	4/2/2015	0.15	Pass	±15%TV				No Anomalies
3518-3520	Cyanide, Total	End CCB	4/2/2015	0.0	Pass	<RL				No Anomalies

L= Low H=High NDR= Non Directional
ICAL = Initial Calibration
ICV= Initial Calibration Verification
Beg CCV= Beginning Continuing Calibration Verification
CCB= Continuing Calibration Blank
End CCV= Ending Continuing Calibration Verification

MB= Method Blank
LCS= Laboratory Control Sample
MD= Matrix Duplicate
MS= Matrix Spike

"r"= Correlation Coefficient
TV= True Value
RL= Reporting Level
%R= % Recovery
CL= Confidence Limits

CONNECTICUT TESTING LAB'S, INC.

RCP DQA SUMMARY TABLE

EPA Method 9010B
Total & SPLP

CTL Lab # 0315388
Client: CEI
Project: 284-17

CTL Sample #	Analyte	QC Type	Date Tested	Spike Value	Result	RCP Criteria	%R	RPD	Bias	DEVIATIONS
3519, 3520, 3527	Cyanide, Total	ICAL	4/2/2015	5 Levels	Pass	"r" > 0.995				No Anomalies
3519, 3520, 3527	Cyanide, Total	ICV	4/2/2015	0.10	Pass	±15%TV				No Anomalies
3519, 3520, 3527	Cyanide, Total	Beg CCV	4/2/2015	0.15	Pass	±15%TV				No Anomalies
3519, 3520, 3527	Cyanide, Total	Beg CCB	4/2/2015	0.0	Pass	<RL				No Anomalies
3519, 3520, 3527	Cyanide, Total	MB	4/2/2015	0.0	Pass	<RL				No Anomalies
3519, 3520, 3527	Cyanide, Total	LCS	4/2/2015	Varies	Pass	±20% R Water 95% CL Solid				No Anomalies
	Cyanide, Total	MD	----	Varies	----	≤20% RPD Water ≤35% RPD Solid				
	Cyanide, Total	MS	----	Varies	----	75-125% R				
3519, 3520, 3527	Cyanide, Total	End CCV	4/2/2015	0.15	Pass	±15%TV				No Anomalies
3519, 3520, 3527	Cyanide, Total	End CCB	4/2/2015	0.0	Pass	<RL				No Anomalies

SPLP CN - 3519 & 3520, Total CN 3527

L= Low H=High NDR= Non Directional
ICAL = Initial Calibration
ICV= Initial Calibration Verification
Beg CCV= Beginning Continuing Calibration Verification
CCB= Continuing Calibration Blank
End CCV= Ending Continuing Calibration Verification

MB= Method Blank
LCS= Laboratory Control Sample
MD= Matrix Duplicate
MS= Matrix Spike

"r"= Correlation Coefficient
TV= True Value
RL= Reporting Level
%R= % Recovery
CL= Confidence Limits

CONNECTICUT TESTING LAB'S, INC.

RCP DQA SUMMARY TABLE

CT ETPH

CTL Lab # 0315388
Client: Comprehensive Environmetal
Project: 284-17

CTL Sample #	Analyte	QC Type		Calibr. Date			Criteria				Notes
3518, 3520, 3522 - 3524	CT ETPH	ICAL		1/20/15			≤30% RSD				No Anomalies
3518, 3520, 3522 - 3524	CT ETPH	ICV		1/20/15			See Method				No Anomalies
3518, 3520, 3522 - 3524	CT ETPH	DChk		1/20/15			+/- 20% D				Meets Method Requirements

		QC Type	Result	Spike Value	%D	%R	Criteria	Bias	RPD	RPD Bias	
3518, 3520, 3522 - 3524	CT ETPH	CCAL					+/-30%D				No Anomalies
3518, 3520, 3522 - 3524	CT ETPH	DChk					Pass				Meets Method Requirements
3518, 3520, 3522 - 3524	CT ETPH	MB	ND				Targets <RL				No Anomalies
3518, 3520, 3522 - 3524	CT ETPH	LCS					60-120%R				No Anomalies
3518, 3520, 3522 - 3524	CT ETPH	SR					50-150%R				No Anomalies
---	CT ETPH	MS	----	----		----	50-150%R	----	----	----	---
---	CT ETPH	MSD	----	----		----	50-150%R RPD≤30	----	----	----	---

L=Low H= High NDR=Non Directional
ICAL = Initial Calibration
ICV= Initial Calibration Verification
DChk= Discrimination Check
CCAL=Continuing Calibration

MB= Method Blank
LCS= Laboratory Control Sample
SR= Surrogate Recovery
MS= Matrix Spike
MSD= Matrix Spike Duplicate

RSD= Relative Standard Deviation
%D=% Drift
%R= % Recovery
RPD= Relative Percent Difference

CONNECTICUT TESTING LAB'S, INC.

RCP DQA SUMMARY TABLE

CT ETPH

CTL Lab # 0315388
Client: CEI
Project: 284-17

CTL Sample #	Analyte	QC Type		Calibr. Date			Criteria				Notes
3527	CT ETPH	ICAL		9/9/14			≤30% RSD				No Anomalies
3527	CT ETPH	ICV		9/9/14			See Method				No Anomalies
3527	CT ETPH	DChk		9/9/14			+/- 20% D				Meets Method Requirements

		QC Type	Result	Spike Value	%D	%R	Criteria	Bias	RPD	RPD Bias	
3527	CT ETPH	CCAL					+/-30%D				No Anomalies
3527	CT ETPH	DChk					Pass				Meets Method Requirements
3527	CT ETPH	MB	ND				Targets <RL				No Anomalies
3527	CT ETPH	LCS					60-120%R				No Anomalies
3527	CT ETPH	SR					50-150%R				No Anomalies
----	CT ETPH	MS	----	----		----	50-150%R	----	----	----	----
----	CT ETPH	MSD	----	----		----	50-150%R RPD≤30	----	----	----	----

L=Low H= High NDR=Non Directional
ICAL = Initial Calibration
ICV= Initial Calibration Verification
DChk= Discrimination Check
CCAL=Continuing Calibration

MB= Method Blank
LCS= Laboratory Control Sample
SR= Surrogate Recovery
MS= Matrix Spike
MSD= Matrix Spike Duplicate

RSD= Relative Standard Deviation
%D=% Drift
%R= % Recovery
RPD= Relative Percent Difference

CONNECTICUT TESTING LAB'S, INC.

RCP DQA SUMMARY TABLE

EPA Method 8082

CTL Lab No.: 0315388
Client: Comprehensive Environmental
Project: 284-17

CTL Sample #	Analyte	QC Type		Calibr. Date			RCP Criteria				Notes
3522 - 3524	Ac1016, Ac1221, Ac1232, Ac1242, Ac 1248, Ac1254, Ac 1260	ICAL	6 Levels	03/25/15			%RSD≤20				No Anomalies
3522 - 3524	ALL	ICV	2nd Source	03/25/15			----				No Anomalies

		QC Type	Result	Spike Value	%D	%R	RCP Criteria	Bias	RPD	RPD Bias	
3522 - 3524	Ac1016, Ac1260	Beg CCAL					≤15% D				No Anomalies
3522 - 3524	Ac1016, Ac1221, Ac1232, Ac1242, Ac 1248, Ac1254, Ac 1260	MB	ND				Targets <RL				No Anomalies
3522 - 3524	Ac1016, Ac1260	LCS					40-140% R				No Anomalies
3522 - 3524	Decachlorobiphenyl, Tetrachloro-m-xylene	SR					30-150% R				No Anomalies
	Ac1016, Ac1260	MS	----	----		----	40-140% R	----			
	Ac1016, Ac1260	MSD	----	----		----	≤50% RPD	----	----	----	
3522 - 3524	Ac1016, Ac1260	End CCAL					≤15% D				No Anomalies

L=Low H=High NDR=Non Directional
ICAL = Initial Calibration
Beg CCAL= Beginning Continuing Calibration
End CCAL=End Continuing Calibration
MB= Method Blank

LCS= Laboratory Control Sample
SR=Surrogate Recovery %
MS= Matrix Spike
MSD= Matrix Spike Duplicate

RSD= Relative Standard Deviation
%D= % Drift
%R= % Recovery
RPD= Relative Percent Difference
RL= Reporting Level

CONNECTICUT TESTING LAB'S, INC.

RCP DQA SUMMARY TABLE

EPA Method 8082

CTL Lab No.: 0315388
Client: Comprehensive Environmental
Project: 284-17

CTL Sample #	Analyte	QC Type		Calibr. Date			RCP Criteria				Notes
3527	Ac1016, Ac1221, Ac1232, Ac1242, Ac 1248, Ac1254, Ac 1260	ICAL	6 Levels	03/30/15			%RSD≤20				No Anomalies
3527	ALL	ICV	2nd Source	03/30/15			----				No Anomalies

		QC Type	Result	Spike Value	%D	%R	RCP Criteria	Bias	RPD	RPD Bias	
3527	Ac1016, Ac1260	Beg CCAL					≤15% D				No Anomalies
3527	Ac1016, Ac1221, Ac1232, Ac1242, Ac 1248, Ac1254, Ac 1260	MB	ND				Targets <RL				No Anomalies
3527	Ac1016, Ac1260	LCS					40-140% R				No Anomalies
3527	Decachlorobiphenyl, Tetrachloro-m-xylene	SR					30-150% R				No Anomalies
	Ac1016, Ac1260	MS	----	----		----	40-140% R	----			
	Ac1016, Ac1260	MSD	----	----		----	≤50% RPD	----	----	----	
3527	Ac1016, Ac1260	End CCAL					≤15% D				No Anomalies

L=Low H=High NDR=Non Directional
ICAL = Initial Calibration
Beg CCAL= Beginning Continuing Calibration
End CCAL=End Continuing Calibration
MB= Method Blank

LCS= Laboratory Control Sample
SR=Surrogate Recovery %
MS= Matrix Spike
MSD= Matrix Spike Duplicate

RSD= Relative Standard Deviation
%D= % Drift
%R= % Recovery
RPD= Relative Percent Difference
RL= Reporting Level

CONNECTICUT TESTING LAB'S, INC.

RCP DQA SUMMARY TABLE

EPA Method 8260B / 5035
SOIL

CTL Lab No.: 0315388
Client: Comprehensive Environmental Inc.
Project: 284-17

CTL Sample #	Analyte	QC Type		Calibr. Date	%DEV	RF	RCP Criteria	Bias			Notes
3518, 3520	ALL	ICAL		3/20/15			≤15% RSD, CCCs ≤30% RSD,				No Anomalies
3518, 3520	ALL	ICV		3/20/15			+/- 20% Dev				No Anomalies
3518, 3520	ALL	ITUNE		3/20/15			See Method				No Anomalies

		QC Type	Result	Spike Value	%D	%R	RCP Criteria	Bias	RPD	RPD Bias	
3518, 3520	ALL	CCAL					+/-30%D				No Anomalies
3518, 3520	ALL	TUNE					See Method				No Anomalies
3518, 3520	ALL	MB	ND				<RL				No Anomalies
3518, 3520	ALL	LCS					70-130%R				No Anomalies
3518, 3520	ALL	SR					70-130%R				No Anomalies
3518, 3520	ALL	IS					50% to 200% A				No Anomalies
	ALL	MS	----	----		----	70-130%R	----			
	ALL	MSD	----	----		----	RPD≤30%	----	----	----	
	ALL	DUPE	----	----		----	RPD≤30%	----	----	----	

L=Low H= High NDR=Non Directional
ITUNE= Initial Tune BFB
ICAL = Initial Calibration
ICV= Initial Calibration Verification 2nd Sou
CCAL=Continuing Calibration
A= Area counts compared to CCAL
CCCs= Calibration Check Compounds

MB= Method Blank
LCS= Laboratory Control Sample
SR=Surrogate Recovery %
MS= Matrix Spike
MSD= Matrix Spike Duplicate

% RSD= Relative Standard Deviation
%R= % Recovery
%D= % Drift
RPD= Relative Percent Difference
IS= Internal Standard

CONNECTICUT TESTING LAB'S, INC.

RCP DQA SUMMARY TABLE

EPA Method 8260B

CTL Lab No.: 0315388
Client: Comprehensive Environmental Inc.
Project: 284-17

CTL Sample #	Analyte	QC Type		Callbr. Date	%DEV	RF	RCP Criteria	Bias			Notes
3526, 3527	ALL	ICAL		3/22/15			≤15% RSD, CCCs ≤30% RSD, RF≥0.05				No Anomalies
3526, 3527	ALL	ICV		3/22/15			+/- 20% Dev				No Anomalies
3526, 3527	ALL	ITUNE		3/22/15			See Method				No Anomalies

		QC Type	Result	Spike Value	%D	%R	RCP Criteria	Bias	RPD	RPD Bias	
3526, 3527	ALL	CCAL					+/-30%D				No Anomalies
3526, 3527	ALL	TUNE					See Method				No Anomalies
3526, 3527	ALL	MB	ND				<RL				No Anomalies
3526, 3527	ALL	LCS					70-130%R				No Anomalies
3526, 3527	ALL	SR					70-130%R				No Anomalies
3526, 3527	ALL	IS					50% to 200% A				No Anomalies
	ALL	MS	----	----		----	70-130%R	----			
	ALL	MSD	----	----		----	RPD≤30%	----	----	----	
	ALL	DUPE	----	----		----	RPD≤30%	----	----	----	

BATCH = Series of samples analyzed under one DQA summary.

Bias: L=Low H= High NDR=Non Directional

ITUNE= Initial Tune BFB
ICAL = Initial Calibration
ICV= Initial Calibration Verification 2nd Source
CCAL=Continuing Calibration
A= Area counts compared to CCAL
CCCs= Calibration Check Compounds

MB= Method Blank
LCS= Laboratory Control Sample
SR=Surrogate Recovery %
MS= Matrix Spike
MSD= Matrix Spike Dupe
DUPE= Laboratory Duplicate

% RSD= Relative Standard Deviation
%R= % Recovery
%D= % Drift
RPD= Relative Percent Difference
IS= Internal Standard
ND= None Detected

CONNECTICUT TESTING LAB'S, INC.

RCP DQA SUMMARY TABLE

EPA Method 8270C
PAH

CTL Lab No.: 0315388
Client: Comprehensive Environmental Inc.
Project: 284-17

CTL Sample #	Analyte	QC Type		Calibr. Date	%D	RF	RCP Criteria	Bias			Notes
3518, 3520, 3522-3524	ALL	TUNE		3/17/15			See Method				No Anomalies
3518, 3520, 3522-3524	ALL	ICAL		3/17/15			≤15% RSD				No Anomalies
3518, 3520, 3522-3524	ALL	ICAL RF		3/17/15			≥ 0.05				No Anomalies
3518, 3520, 3522-3524	ALL	ICV		3/17/15			80-120% R				No Anomalies

		QC Type	Result	Spike Value	%D	%R	RCP Criteria	Bias	RPD	RPD Bias	
3518, 3520, 3522-3524	ALL	TUNE					See Method				No Anomalies
3518, 3520, 3522-3524	ALL	CCAL					≤30%D, CCCs ≤20%D				No Anomalies
3518, 3520, 3522-3524	ALL	MB	ND				<RL				No Anomalies
3518, 3520, 3522-3524	ALL	LCS					BN 40-140%R, Acids 30-130%R				No Anomalies
3518, 3520, 3522-3524	ALL	SR					BN 30-130%R, Acids 15-110%				No Anomalies
3518, 3520, 3522-3524	ALL	IS					50% to 200% A				No Anomalies
	ALL	MS	----	----		----	BN 40-140%R, Acids 30-130%R	----	----	----	
	ALL	MSD	----	----		----	Water ≤20% RPD, Soil ≤30% RPD	----	----	----	

L=Low, H= High NDR = Non Directional
TUNE= Initial Tune (DFTPP)
ICAL = Initial Calibration
ICV= Initial Calibration Verification
CCAL=Continuing Calibration
MB= Method Blank
CCC= Calibration Check Compound
LCS= Laboratory Control Sample
SR=Surrogate Recovery %
MS= Matrix Spike
MSD= Matrix Spike Duplicate
IS= Internal standard
% RSD= Relative Standard Devaition
%R= % Recovery
%D= % Drift
RPD= Relative Percent Difference
A= Area counts compared tc CCAL

RCP DQA SUMMARY TABLE

SIM MODE 0.050 to 2.00 ug/L

EPA Method 8270C

PAH ONLY

CTL Lab No.: **03158388**
Client: **Comprehensive Env.**
Project: **284-17**

CTL Sample #	Analyte	QC Type		Calibr. Date			RCP Criteria				Notes
3527	All SIM Compounds *	TUNE		3/21/15			See Method				No Anomalies
3527	All SIM Compounds *	ICAL Scan		3/21/15			≤15% RSD				No Anomalies
3527	All SIM Compounds *	ICV		3/21/15			80-120% R <20% Out OK but must be 65-135%R				No Anomalies

		QC Type	Result	Spike Value	%D	%R	RCP Criteria	RPD Bias	RPD	Bias	Notes
3527	All SIM Compounds *	TUNE					See Method				No Anomalies
3527	All SIM Compounds *	CCAL					≤30%D, CCCs ≤20%D				No Anomalies
3527	All SIM Compounds *	MB	ND				<RL				No Anomalies
3527	All SIM Compounds *	LCS					BN 40-140%R, Acids 30-130%R				No Anomalies
3527	All SIM Compounds *	SR					BN 30-130%R, Acids 15-110%				No Anomalies
3527	All SIM Compounds *	IS					-50% to 100% A				No Anomalies
		MS	----	----		----	BN 40-140%R, Acids 30-130%R	----	----	----	
		MSD	----	----		----	Water ≤20% RPD, Soil ≤30% RPD	----	----	----	

TUNE= Initial Tune (DFTPP)
ICAL = Initial Calibration
ICV= Initial Calibration Verification
CCAL=Continuing Calibration
CCC= Calibration Check Compound
L=Low, H= High NDR = Non Directional

LCS= Laboratory Control Sample
SR=Surrogate Recovery %
MS= Matrix Spike
MSD= Matrix Spike Duplicate
IS= Internal standard
MB= Method Blank

% RSD= Relative Standard Devaition
%R= % Recovery
%D= % Drift
RPD= Relative Percent Difference
A= Area counts compared to CCAL

*** SIM compound list**

Acenaphthylene
Phenanthrene
Benzo(a)anthracene
Benzo(b)fluoranthene
Benzo(k)fluoranthene
Benzo(a)pyrene
Indeno(123cd)pyrene
Dibenzo(ah)anthracene

RCP DQA SUMMARY TABLE

EPA Method 8270C

PAH ONLY

SCAN MODE 0.7 to 40.0 ug/L

CTL Lab No.: **03158388**
Client: **Comprehensive Env.**
Project: **284-17**

CTL Sample #	Analyte	QC Type		Calibr. Date			RCP Criteria	RF			Notes
3527	ALL	TUNE		3/17/15			See Method				No Anomalies
3527	ALL	ICAL Scan		3/17/15			≤15% RSD				No Anomalies
3527	ALL	ICV		3/17/15			80-120% R				No Anomalies

		QC Type	Result	Spike Value	%D	%R	RCP Criteria	Bias	RPD	RPD Bias	
3527	ALL	TUNE					See Method				No Anomalies
3527	ALL	CCAL					≤30%D, CCCs ≤20%D				No Anomalies
3527	ALL	MB	ND				<RL				No Anomalies
3527	ALL	LCS					BN 40-140%R, Acids 30-130%R				No Anomalies
3527	ALL	SR					BN 30-130%R, Acids 15-110%				No Anomalies
3527	ALL	IS					-50% to 100% A				No Anomalies
	ALL	MS	----	----		----	BN 40-140%R, Acids 30-130%R	----	----	----	
	ALL	MSD	----	----		----	Water ≤20% RPD, Soil ≤30% RPD	----	----	----	

TUNE= Initial Tune (DFTPP)
ICAL = Initial Calibration
ICV= Initial Calibration Verification
CCAL=Continuing Calibration
CCC= Calibration Check Compound
L=Low, H= High NDR = Non Directional

LCS= Laboratory Control Sample
SR=Surrogate Recovery %
MS= Matrix Spike
MSD= Matrix Spike Duplicate
IS= Internal standard
MB= Method Blank

% RSD= Relative Standard Devaition
%R= % Recovery
%D= % Drift
RPD= Relative Percent Difference
A= Area counts compared to CCAL

CHAIN OF CUSTODY RECORD

Lab Tracking # 0315388

Requested Analyses

Client	Comprehensive Environmental Inc.																		Quote ID	
Project/PO#	Former Police Station / 284-17																		PBLLC Rate per Teg; No Sales Tax - City of New Britain Project	M/DI
Sampler(s)				signature																
	Ryan Mouradian	3/25/15		print	RSR															
Lab Use	Field ID (please print)	Date	Time	# of Bottles	Criteria	PAHs	VOCs	ETPH	PCBs	RCRA8 Metals	Copper	Zinc	Nickel	Metals SPLP	Cyanide	Cyanide SPLP	ETPH SPLP	PAH SPLP	Notes	
3518	PS-MW1 (0-4')	3/24/2015	1255	4	RDEC/GAPMC	X	X	X		X	X	X	X	X	X	X	X	X	Hold ETPH SPLP and PAH SPLP	80z, 3v
19	PS-MW1 (0-4') DUP	3/24/2015	1255	1	RDEC/GAPMC										X	X				80z,
20	PS-MW1 (8-10')	3/24/2015	1:25	4	RDEC/GAPMC	X	X	X		X	X	X	X	X	X	X	X	X	Hold ETPH SPLP and PAH SPLP	80z, 3v
21	PS-MW1 (23-25')	3/24/2015	2:02	4	RDEC/GAPMC	X	X	X		X	X	X	X	X	X	X	X	X	Hold All	
22	PS-MW2 (0-4')	3/24/2015	9:35	1	RDEC/GAPMC	X	X	X	X	X	X	X	X	X			X	X	Hold ETPH SPLP and PAH SPLP	80z
23	PS-MW2 (0-4') DUP	3/24/2015	9:35	1	RDEC/GAPMC	X	X	X	X	X	X	X	X	X			X	X	Hold ETPH SPLP and PAH SPLP	
24	PS-MW2 (15-17')	3/24/2015	10:40	1	RDEC/GAPMC	X	X	X	X	X	X	X	X	X			X	X	Hold ETPH SPLP and PAH SPLP	
25	PS-MW2 (20-22')	3/24/2015	10:52	1	RDEC/GAPMC	X	X	X	X	X	X	X	X	X			X	X	Hold All	
	~~PS-MW3 (0-4')~~	~~3/24/2015~~	~~8:20~~	~~4~~	~~RDEC/GAPMC~~	~~X~~	~~X~~	~~X~~	~~X~~	~~X~~	~~X~~	~~X~~	~~X~~	~~X~~			~~X~~	~~X~~	~~Hold ETPH SPLP and PAH SPLP~~	
	~~PS-MW3 (10-12')~~	~~3/24/2015~~	~~9:30~~	~~4~~	~~RDEC/GAPMC~~	~~X~~	~~X~~	~~X~~	~~X~~	~~X~~	~~X~~	~~X~~	~~X~~	~~X~~			~~X~~	~~X~~	~~Hold ETPH SPLP and PAH SPLP~~	
	~~PS-MW3 (20-22')~~	~~3/24/2015~~	~~9:45~~	~~4~~	~~RDEC/GAPMC~~	~~X~~	~~X~~	~~X~~	~~X~~	~~X~~	~~X~~	~~X~~	~~X~~	~~X~~			~~X~~	~~X~~	~~Hold All~~	
3526	Trip Blank	3/24/2015		2			X													2v
27	Equipment Blank	3/24/2015	2:16	8		X	X	X	X	X	X	X	X		X				2-500P, 2-1LA, 4V	

DI frozen 3/25/15

Copy sent to Jessica C. via email

Relinquished By: (Signature)	Date / Time	Received By: (Signature)	Date / Time	Received By Laboratory: (Signature)	Date / Time
[signature]	3/25/15 3:23			[signature]	3/25/15 1523
Relinquished By: (Signature)	Date / Time	Received By: (Signature)	Date / Time	Turn Around Time	
				24 HR* ☐ 3 Day* ☐ 5 Day X	5.8°C
Relinquished By: (Signature)	Date / Time	Received By: (Signature)	Date / Time	48HR* ☐ 4 Day* ☐ 10 Day ☐	
				RCP, Excel, PDF to jcajigas@ceiengineers.com; pdf to paul@paulburgessllc.com	

*Turnaround times less than " 5 Days" may be subject to priority fee charges.

CTL will not be held liable for incorrectly filled out Chain of Custody Records

Samples held for 45 days from receipt.

Connecticut Testing Laboratories, Inc.
165 Gracey Ave. / Meriden, CT 06451
Tel. (203)-634-3731 / Fax (203) 630-1336

April 10, 2015

Comprehensive Environmental Inc.
225 Cedar Hill Street
Marlborough, MA 01752

Attn: Ms. Jessica Cajigas

Please find attached laboratory report(s) for the samples submitted on:
March 25, 2015.

SUBMITTED ADDITIONAL DATA ON APRIL 15, 2015.

All pertinent information for this analysis is located on the report. Should it be necessary to contact us regarding billing or the test results, please have the following information readily available:

Lab No.	: 0315388
PO/Job No.	: 284-17
Invoice No.	: 191743
Customer No.	: 3282

Please contact us if you have any questions.

Very truly yours,

Stephen J. Franco
Laboratory Director
PH-0547

connecticut testing laboratories inc.
WATER ■ SOIL ■ AIR

STEPHEN J. FRANCO
Laboratory Director
PHONE ■ 203/634-3731
www.ctl-web.com / ctestlab@erols.com
165 GRACEY AVENUE ■ MERIDEN, CT ■ 06451

REASONABLE CONFIDENCE PROTOCOL
LABORATORY ANALYSIS QA/QC CERTIFICATION FORM

Laboratory Name:	**Connecticut Testing Lab's, Inc.**	Client:	**Comprehensive Env., Inc.**
Project Location:	**Former Police Station**	Project Number:	**284-17**
Laboratory Sample Id(s):	**3522, 3523**	Sampling Date(s):	**03/25/15**
List RCP Method(s) Used:	**8270, 1312**	CTL Lab #:	**0315388, Revision 1.0**

Reactivation ☒ Date Reactivated: 04/07/15

1	For each analytical method referenced in this laboratory report package, were all specified QA/QC performance criteria followed, including the requirement to explain any criteria falling outside of acceptable guidelines, as specified in the CTDEP method-specific Reasonable Confidence Protocol documents?	☒ Yes ☐ No
1A	Were the method specified preservation and holding time requirements met?	☒ Yes ☐ No
1B	*VPH and EPH Methods only*: Was the VPH or EPH method conducted without significant modifications (see Section 11.3 of respective RCP methods)	☐ Yes ☐ No ☒ N/A
2	Were all samples received by the laboratory in a condition consistent with that described on the associated chain-of-custody document(s)?	☒ Yes ☐ No
3	Were samples received at an appropriate temperature? ☒ Iced ☐ No Ice ☐ Iced (insufficient time to cool samples)	☒ Yes ☐ No ☐ Na ☐ Time
4	Was all QA/QC performance criteria specified in the CTDEP Reasonable Confidence Protocol documents achieved?	☒ Yes ☐ No
5	a) Were reporting limits specified or referenced on the chain-of-custody? b) Were these reporting limits met?	☐ Yes ☒ No ☐ Yes ☐ No ☒ Na
6	For each analytical method referenced in this laboratory report package, were results reported for all constituents identified in the method-specific analyte lists presented in the Reasonable Confidence Protocol documents?	☐ Yes ☒ No Partial 8270 list
7	Are project-specific matrix spikes and laboratory duplicates included in this data set?	☐ Yes ☒ No

Notes: For all questions to which the response was "No" (with the exception of question #7), additional information must be provided in an attached narrative. If the answer to question #1, #1A, or #1B is "No", the data package does not meet the requirements for "Reasonable Confidence." This form may not be altered and all questions must be answered.

I, the undersigned, attest under the pains and penalties of perjury that, to the best of my knowledge and belief and based upon my personal inquiry of those responsible for providing the information contained in this analytical report, such information is accurate and complete.

Authorized Signature: _____ Position: **Lab Director PH-0547**

Printed Name: **Stephen J. Franco** Date: **04/14/15**

Name of Laboratory: **Connecticut Testing Laboratories, Inc.**

CASE NARRATIVE

Connecticut Testing Laboratories, Inc.

Prepared for:

Comprehensive Environmental Inc.
1 Hartford Square
New Britain, CT 06052

Order#: 0315388

Project: 284-17

The following samples were received as indicated below and on the attached Chain of Custody record. All analyses were performed within the holding time and with acceptable quality control results unless otherwise noted.

SAMPLE ID	LAB ID	MATRIX	Date Collected	Date Received
PS-MW1 (0-4')	3518	SOIL	03/25/2015	03/25/2015
PS-MW1 (0-4') Dup	3519	SOIL	03/25/2015	03/25/2015
PS-MW1 (8-10')	3520	SOIL	03/25/2015	03/25/2015
PS-MW1 (23-25')	3521	SOIL	03/25/2015	03/25/2015
PS-MW2 (0-4')	3522	SOIL	03/25/2015	03/25/2015
PS-MW2 (0-4') Dup	3523	SOIL	03/25/2015	03/25/2015
PS-MW2 (15-17')	3524	SOIL	03/25/2015	03/25/2015
PS-MW2 (20-22')	3525	SOIL	03/25/2015	03/25/2015
Trip Blank	3526	WATER	03/25/2015	03/25/2015
Equipment Blank	3527	WATER	03/25/2015	03/25/2015

Revision 1.0

Additional SPLP PAH analysis was requested for CTL sample nos. 3522 & 3523 on 04/07/15.

There were no anomalies associated with the reported data.

The enclosed results of analyses are representative of the samples as received by the laboratory. Connecticut Testing Laboratories, Inc. makes no representations or certifications as to the methods of sample collection, sample identification, or transportation handling procedures used prior to our receipt of samples. To the best of my knowledge, the information contained in this report is accurate and complete.

Approved By: _____ Date: 4/14/15

Connecticut Testing Laboratories, Inc.

Date Samples Received: 03/25/2015

Client Name:	Comprehensive Environmental Inc.	CTL Lab No.:	0315388
Report Date:	04/14/2015	PO No:	284-17
Method #:	1312/8270C PAH	Analyst:	SJF

RESULTS OF ANALYSIS

EPA 8270C PAH SPLP RCP

Matrix Type:	SOIL	SOIL
CTL Sample No.:	3522	3523
Field ID:	PS-MW2 (0-4')	PS-MW2 (0-4') Dup
Date Analyzed:	04/14/2015	04/14/2015
Date Extracted:	04/08/2015	04/08/2015

Parameters	Units	RL				
Naphthalene	ug/L	1.0	ND	ND		
2-Methylnaphthalene	ug/L	1.0	ND	ND		
2-Chloronaphthalene	ug/L	1.0	ND	ND		
Acenaphthylene	ug/L	0.3	ND	ND		
Acenaphthene	ug/L	1.0	1.1	ND		
Fluorene	ug/L	1.0	ND	ND		
Phenanthrene	ug/L	0.07	2.04	1.34		
Anthracene	ug/L	1.0	ND	ND		
Carbazole	ug/L	1.0	1.0	ND		
Fluoranthene	ug/L	1.0	ND	ND		
Pyrene	ug/L	1.0	ND	ND		
Benzo(a)anthracene	ug/L	0.06	0.12	ND		
Chrysene	ug/L	1.0	ND	ND		
Benzo(b)fluoranthene	ug/L	0.08	ND	ND		
Benzo(k)fluoranthene	ug/L	0.3	ND	ND		
Benzo(a)pyrene	ug/L	0.2	ND	ND		
Indeno(1,2,3-cd)Pyrene	ug/L	0.2	ND	ND		
Dibenzo(a,h)Anthracene	ug/L	0.2	ND	ND		
Benzo(g,h,i)Perylene	ug/L	1.0	ND	ND		
Nitrobenzene-d5	%	----	87	80		
2-Fluorobiphenyl	%	----	89	86		
p-Terphenyl-d14	%	-----	104	93		

RL=Reporting Level ND = None Detected

Connecticut Testing Laboratories, Inc.
165 Gracey Avenue / Meriden, CT 06451
(203) 634-3731 (Fax) 630-1336
Certification CT-PH0547 / MA-CT035

Connecticut Testing Laboratories, Inc.

QUALITY CONTROL REPORT

EPA 8270C PAH SPLP RCP

Order#: 0315388

BLANK SOIL	LAB-ID #	Sample Concentr.	Spike Concentr.	QC Test Result	Pct (%) Recovery	RPD
Naphthalene-ug/L	0045985-02			ND		
2-Methylnaphthalene-ug/L	0045985-02			ND		
2-Chloronaphthalene-ug/L	0045985-02			ND		
Acenaphthylene-ug/L	0045985-02			ND		
Acenaphthene-ug/L	0045985-02			ND		
Fluorene-ug/L	0045985-02			ND		
Phenanthrene-ug/L	0045985-02			ND		
Anthracene-ug/L	0045985-02			ND		
Carbazole-ug/L	0045985-02			ND		
Fluoranthene-ug/L	0045985-02			ND		
Pyrene-ug/L	0045985-02			ND		
Benzo(a)anthracene-ug/L	0045985-02			ND		
Chrysene-ug/L	0045985-02			ND		
Benzo(b)fluoranthene-ug/L	0045985-02			ND		
Benzo(k)fluoranthene-ug/L	0045985-02			ND		
Benzo(a)pyrene-ug/L	0045985-02			ND		
Indeno(1,2,3-cd)Pyrene-ug/L	0045985-02			ND		
Dibenzo(a,h)Anthracene-ug/L	0045985-02			ND		
Benzo(g,h,i)Perylene-ug/L	0045985-02			ND		
CONTROL SOIL	LAB-ID #	Sample Concentr.	Spike Concentr.	QC Test Result	Pct (%) Recovery	RPD
Naphthalene-ug/L	0045985-03		1.0	0.870	87.%	
2-Methylnaphthalene-ug/L	0045985-03		1.0	0.820	82.%	
2-Chloronaphthalene-ug/L	0045985-03		1.0	0.820	82.%	
Acenaphthylene-ug/L	0045985-03		1.0	0.840	84.%	
Acenaphthene-ug/L	0045985-03		1.0	0.890	89.%	
Fluorene-ug/L	0045985-03		1.0	0.950	95.%	
Phenanthrene-ug/L	0045985-03		1.0	0.90	90.%	
Anthracene-ug/L	0045985-03		1.0	0.90	90.%	
Carbazole-ug/L	0045985-03		1.0	0.980	98.%	
Fluoranthene-ug/L	0045985-03		1.0	1.0	100.%	
Pyrene-ug/L	0045985-03		1.0	0.990	99.%	
Benzo(a)anthracene-ug/L	0045985-03		1.0	1.0	100.%	
Chrysene-ug/L	0045985-03		1.0	1.0	100.%	
Benzo(b)fluoranthene-ug/L	0045985-03		1.0	1.1	110.%	
Benzo(k)fluoranthene-ug/L	0045985-03		1.0	0.90	90.%	
Benzo(a)pyrene-ug/L	0045985-03		1.0	0.880	88.%	
Indeno(1,2,3-cd)Pyrene-ug/L	0045985-03		1.0	0.860	86.%	
Dibenzo(a,h)Anthracene-ug/L	0045985-03		1.0	0.90	90.%	
Benzo(g,h,i)Perylene-ug/L	0045985-03		1.0	0.820	82.%	

Connecticut Testing Laboratories, Inc.

QUALITY CONTROL REPORT

EPA 8270C PAH SPLP RCP

Order#: 0315388

Type of QC	Surrogates	% Recovered	QC Limits (%)	
BLANK	Nitrobenzene-d5	95%	70	130
BLANK	2-Fluorobiphenyl	97%	70	130
BLANK	p-Terphenyl-d14	117%	40	130
Type of QC	**Surrogates**	**% Recovered**	**QC Limits (%)**	
CONTROL	Nitrobenzene-d5	81%	30	130
CONTROL	2-Fluorobiphenyl	85%	30	130
CONTROL	p-Terphenyl-d14	91%	40	130

RCP DQA SUMMARY TABLE

SIM MODE 0.050 to 2.00 ug/L

EPA Method 8270C

SPLP/PAH ONLY

CTL Lab No.: **0315388 Revision 1.0**
Client: **COMPREHENSIVE**
Project: **284-17**

CTL Sample #	Analyte	QC Type		Calibr. Date			RCP Criteria				Notes
3522, 3523	All SIM Compounds *	TUNE		4/7/15			See Method				No Anomalies
3522, 3523	All SIM Compounds *	ICAL Scan		4/7/15			≤15% RSD				No Anomalies
3522, 3523	All SIM Compounds *	ICV		4/7/15			80-120% R <20% Out OK but must be 65-135%R				No Anomalies

		QC Type	Result	Spike Value	%D	%R	RCP Criteria	Bias	RPD	Bias	
3522, 3523	All SIM Compounds *	TUNE					See Method				No Anomalies
3522, 3523	All SIM Compounds *	CCAL					≤30%D, CCCs ≤20%D				No Anomalies
3522, 3523	All SIM Compounds *	MB	ND				<RL				No Anomalies
3522, 3523	All SIM Compounds *	LCS					BN 40-140%R, Acids 30-130%R				No Anomalies
3522, 3523	All SIM Compounds *	SR					BN 30-130%R, Acids 15-110%				No Anomalies
3522, 3523	All SIM Compounds *	IS					-50% to 100% A				No Anomalies
		MS	----	----		----	BN 40-140%R, Acids 30-130%R	----	----	----	
		MSD	----	----		----	Water ≤20% RPD, Soil ≤30% RPD	----	----	----	

TUNE= Initial Tune (DFTPP)
ICAL = Initial Calibration
ICV= Initial Calibration Verification
CCAL=Continuing Calibration
CCC= Calibration Check Compound
L=Low, H= High NDR = Non Directional

LCS= Laboratory Control Sample
SR=Surrogate Recovery %
MS= Matrix Spike
MSD= Matrix Spike Duplicate
IS= Internal standard
MB= Method Blank

% RSD= Relative Standard Devaition
%R= % Recovery
%D= % Drift
RPD= Relative Percent Difference
A= Area counts compared to CCAL

*** SIM compound list**

Acenaphthylene
Phenanthrene
Benzo(a)anthracene
Benzo(b)fluoranthene
Benzo(k)fluoranthene
Benzo(a)pyrene
Indeno(123cd)pyrene
Dibenzo(ah)anthracene

RCP DQA SUMMARY TABLE

EPA Method 8270C

SPLP/PAH ONLY

SCAN MODE 0.7 to 40.0 ug/L

CTL Lab No.: **0315388 Revision 1.0**
Client: **COMPREHENSIVE**
Project: **284-17**

CTL Sample #	Analyte	QC Type		Calibr. Date			RCP Criteria	RF			Notes
3522, 3523	ALL	TUNE		4/7/15			See Method				No Anomalies
3522, 3523	ALL	ICAL Scan		4/7/15			≤15% RSD				No Anomalies
3522, 3523	ALL	ICV		4/7/15			80-120% R				No Anomalies

		QC Type	Result	Spike Value	%D	%R	RCP Criteria	Bias	RPD	RPD Bias	
3522, 3523	ALL	TUNE					See Method				No Anomalies
3522, 3523	ALL	CCAL					≤30%D, CCCs ≤20%D				No Anomalies
3522, 3523	ALL	MB	ND				<RL				No Anomalies
3522, 3523	ALL	LCS					BN 40-140%R, Acids 30-130%R				No Anomalies
3522, 3523	ALL	SR					BN 30-130%R, Acids 15-110%				No Anomalies
3522, 3523	ALL	IS					-50% to 100% A				No Anomalies
	ALL	MS	----	----		----	BN 40-140%R, Acids 30-130%R	----	----	----	
	ALL	MSD	----	----		----	Water ≤20% RPD, Soil ≤30% RPD	----	----	----	

TUNE= Initial Tune (DFTPP)
ICAL = Initial Calibration
ICV= Initial Calibration Verification
CCAL=Continuing Calibration
CCC= Calibration Check Compound
L=Low, H= High NDR = Non Directional

LCS= Laboratory Control Sample
SR=Surrogate Recovery %
MS= Matrix Spike
MSD= Matrix Spike Duplicate
IS= Internal standard
MB= Method Blank

% RSD= Relative Standard Devaition
%R= % Recovery
%D= % Drift
RPD= Relative Percent Difference
A= Area counts compared to CCAL

June 09, 2015

Comprehensive Environmental Inc.
225 Cedar Hill Street
Marlborough, MA 01752

Attn: Ms. Jessica Cajigas

Please find attached laboratory report(s) for the samples submitted on:
June 02, 2015.

All pertinent information for this analysis is located on the report. Should it be necessary to contact us regarding billing or the test results, please have the following information readily available:

Lab No.	:	0615036
PO/Job No.	:	NEW BRITAIN
Invoice No.	:	192779
Customer No.	:	3282

Please contact us if you have any questions.

Very truly yours,

Stephen J. Franco
Laboratory Director
PH-0547

connecticut testing laboratories inc.
WATER ■ SOIL ■ AIR

STEPHEN J. FRANCO
Laboratory Director
PHONE ■ 203/634-3731
www.ctl-web.com / ctestlab@erols.com
165 GRACEY AVENUE ■ MERIDEN, CT ■ 06451

REASONABLE CONFIDENCE PROTOCOL
LABORATORY ANALYSIS QA/QC CERTIFICATION FORM

Laboratory Name:	**Connecticut Testing Lab's, Inc.**	Client:	**Comprehensive Env., Inc.**
Project Location:		Project Number:	**New Britain**
Laboratory Sample Id(s):	**7786**	Sampling Date(s):	**06/02/15**
List RCP Methods Used:	**8260**	CTL Lab #:	**0615036**

Reactivation ☐ Date Reactivated:

1	For each analytical method referenced in this laboratory report package, were all specified QA/QC performance criteria followed, including the requirement to explain any criteria falling outside of acceptable guidelines, as specified in the CTDEP method-specific Reasonable Confidence Protocol documents?	☒ Yes ☐ No
1A	Were the method specified preservation and holding time requirements met?	☒ Yes ☐ No
1B	*VPH and EPH Methods only*: Was the VPH or EPH method conducted without significant modifications (see Section 11.3 of respective RCP methods)	☐ Yes ☐ No ☒ N/A
2	Were all samples received by the laboratory in a condition consistent with that described on the associated chain-of-custody document(s)?	☒ Yes ☐ No
3	Were samples received at an appropriate temperature? ☒ Iced ☐ No Ice ☐ Iced (insufficient time to cool samples)	☒ Yes ☐ No ☐ Na ☐ Time
4	Was all QA/QC performance criteria specified in the CTDEP Reasonable Confidence Protocol documents achieved?	☒ Yes ☐ No
5	a) Were reporting limits specified or referenced on the chain-of-custody? b) Were these reporting limits met?	☒ Yes ☐ No ☒ Yes ☐ No
6	For each analytical method referenced in this laboratory report package, were results reported for all constituents identified in the method-specific analyte lists presented in the Reasonable Confidence Protocol documents?	☒ Yes ☐ No
7	Are project-specific matrix spikes and laboratory duplicates included in this data set?	☐ Yes ☒ No

Notes: For all questions to which the response was "No" (with the exception of question #7), additional information must be provided in an attached narrative. If the answer to question #1, #1A, or #1B is "No", the data package does not meet the requirements for "Reasonable Confidence." This form may not be altered and all questions must be answered.

I, the undersigned, attest under the pains and penalties of perjury that, to the best of my knowledge and belief and based upon my personal inquiry of those responsible for providing the information contained in this analytical report, such information is accurate and complete.

Authorized Signature: _____ Position: **Lab Director PH-0547**

Printed Name: **Stephen J. Franco** Date: **06/08/15**

Name of Laboratory: **Connecticut Testing Laboratories, Inc.**

CASE NARRATIVE

Connecticut Testing Laboratories, Inc.

Prepared for:

Comprehensive Environmental Inc.
1 Hartford Square
New Britain, CT 06052

Order#: **0615036**

Project: **New Britain**

The following samples were received as indicated below and on the attached Chain of Custody record. All analyses were performed within the holding time and with acceptable quality control results unless otherwise noted.

SAMPLE ID	LAB ID	MATRIX	Date Collected	Date Received
PS-MW-3	7786	WATER		06/02/2015

There were no anomalies associated with the reported data.

The enclosed results of analyses are representative of the samples as received by the laboratory. Connecticut Testing Laboratories, Inc. makes no representations or certifications as to the methods of sample collection, sample identification, or transportation handling procedures used prior to our receipt of samples. To the best of my knowledge, the information contained in this report is accurate and complete.

Approved By: _____ Date: 6/8/15

Connecticut Testing Laboratories, Inc.

Date Samples Received: 06/02/2015

Client Name:	Comprehensive Environmental Inc.	CTL Lab No.:	0615036
Report Date:	06/08/2015	PO No:	New Britain
Method #:	5030/8260B	Analyst:	MDR

RESULTS OF ANALYSIS

EPA 8260B Volatile Organics RCP

Matrix Type: WATER
CTL Sample No.: 7786
Field ID: PS-MW-3
Date Analyzed: 06/05/2015
Date Extracted: 06/05/2015

Parameters	Units	RL				
Dichlorodifluoromethane	ug/L	0.5	ND			
Chloromethane	ug/L	0.5	ND			
Vinyl chloride	ug/L	0.5	ND			
Bromomethane	ug/L	0.5	ND			
Chloroethane	ug/L	0.5	ND			
Trichlorofluoromethane	ug/L	0.5	ND			
Trichlorotrifluoroethane	ug/L	0.5	ND			
Acetone	ug/L	5.0	ND			
1,1-Dichloroethylene	ug/L	0.5	ND			
Methylene chloride	ug/L	0.5	ND			
Methyl tert-butyl ether (MTBE)	ug/L	0.5	ND			
Carbon disulfide	ug/L	0.5	ND			
Acrylonitrile	ug/L	0.5	ND			
trans-1,2-Dichloroethylene	ug/L	0.5	ND			
1,1-Dichloroethane	ug/L	0.5	ND			
Methyl ethyl ketone	ug/L	5.0	ND			
2,2-Dichloropropane	ug/L	0.5	ND			
cis-1,2-Dichloroethylene	ug/L	0.5	3.4			
Tetrahydrofuran	ug/L	5.0	ND			
Chloroform	ug/L	0.5	0.6			
Bromochloromethane	ug/L	0.5	ND			
1,1,1-Trichloroethane	ug/L	0.5	ND			
1,1-Dichloropropylene	ug/L	0.5	ND			
Carbon tetrachloride	ug/L	0.5	ND			
Benzene	ug/L	0.5	ND			
1,2-Dichloroethane	ug/L	0.5	ND			
Trichloroethylene	ug/L	0.5	39.4			
1,2-Dichloropropane	ug/L	0.5	ND			
Bromodichloromethane	ug/L	0.5	ND			
Dibromomethane	ug/L	0.5	ND			
MIBK	ug/L	5.0	ND			
cis-1,3-Dichloropropylene	ug/L	0.5	ND			
Toluene	ug/L	0.5	ND			
trans-1,3-Dichloropropylene	ug/L	0.5	ND			

RL=Reporting Level ND = None Detected

Connecticut Testing Laboratories, Inc.
165 Gracey Avenue / Meriden, CT 06451
(203) 634-3731 (Fax) 630-1336
Certification CT-PH0547 / MA-CT035

Date Samples Received: 06/02/2015

Client Name:	Comprehensive Environmental Inc.	CTL Lab No.:	0615036
Report Date:	06/08/2015	PO No:	New Britain
Method #:	5030/8260B	Analyst:	MDR

RESULTS OF ANALYSIS

EPA 8260B Volatile Organics RCP

Matrix Type: WATER
CTL Sample No.: 7786
Field ID: PS-MW-3
Date Analyzed: 06/05/2015
Date Extracted: 06/05/2015

Parameters	Units	RL				
1,1,2-Trichloroethane	ug/L	0.5	ND			
Methyl butyl ketone	ug/L	5.0	ND			
Tetrachloroethylene	ug/L	0.5	5.4			
1,3-Dichloropropane	ug/L	0.5	ND			
Dibromochloromethane	ug/L	0.5	ND			
1,2-Dibromoethane	ug/L	0.5	ND			
Chlorobenzene	ug/L	0.5	ND			
Ethyl Benzene	ug/L	0.5	ND			
1,1,1,2-Tetrachloroethane	ug/L	0.5	ND			
p/m-Xylene	ug/L	0.5	ND			
o-Xylene	ug/L	0.5	ND			
Styrene	ug/L	0.5	ND			
Bromoform	ug/L	0.5	ND			
Isopropylbenzene	ug/L	0.5	ND			
1,1,2,2-Tetrachloroethane	ug/L	0.5	ND			
Bromobenzene	ug/L	0.5	ND			
n-Propylbenzene	ug/L	0.5	ND			
1,2,3-Trichloropropane	ug/L	0.5	ND			
2-Chlorotoluene	ug/L	0.5	ND			
1,2,4-Trimethylbenzene	ug/L	0.5	ND			
t-1,4-Dichloro-2-butene	ug/L	0.5	ND			
4-Chlorotoluene	ug/L	0.5	ND			
tert-Butylbenzene	ug/L	0.5	ND			
1,3,5-Trimethylbenzene	ug/L	0.5	ND			
p-Isopropyltoluene	ug/L	0.5	ND			
1,3-Dichlorobenzene	ug/L	0.5	ND			
sec-Butylbenzene	ug/L	0.5	ND			
1,4-Dichlorobenzene	ug/L	0.5	ND			
n-Butylbenzene	ug/L	0.5	ND			
1,2-Dichlorobenzene	ug/L	0.5	ND			
1,2-Dibromo-3-chloropropane	ug/L	0.5	ND			
1,2,4-Trichlorobenzene	ug/L	0.5	ND			
Hexachlorobutadiene	ug/L	0.45	ND			
Naphthalene	ug/L	0.5	ND			

RL=Reporting Level ND = None Detected

Connecticut Testing Laboratories, Inc.
165 Gracey Avenue / Meriden, CT 06451
(203) 634-3731 (Fax) 630-1336
Certification CT-PH0547 / MA-CT035

Date Samples Received: 06/02/2015

Client Name:	Comprehensive Environmental Inc.	CTL Lab No.:	0615036
Report Date:	06/08/2015	PO No:	New Britain
Method #:	5030/8260B	Analyst:	MDR

RESULTS OF ANALYSIS

EPA 8260B Volatile Organics RCP

Matrix Type: WATER
CTL Sample No.: 7786
Field ID: PS-MW-3
Date Analyzed: 06/05/2015
Date Extracted: 06/05/2015

Parameters	Units	RL				
1,2,3-Trichlorobenzene	ug/L	0.5	ND			
1,2-Dichloroethane-d4	%	----	100			
Toluene-d8	%	----	94			
4-Bromofluorobenzene	%	----	91			

RL=Reporting Level ND = None Detected

Connecticut Testing Laboratories, Inc.
165 Gracey Avenue / Meriden, CT 06451
(203) 634-3731 (Fax) 630-1336
Certification CT-PH0547 / MA-CT035

Connecticut Testing Laboratories, Inc.

QUALITY CONTROL REPORT

EPA 8260B Volatile Organics RCP

Order#: 0615036

BLANK WATER	LAB-ID #	Sample Concentr.	Spike Concentr.	QC Test Result	Pct (%) Recovery	RPD
Dichlorodifluoromethane-ug/L	0046777-02			ND		
Chloromethane-ug/L	0046777-02			ND		
Vinyl chloride-ug/L	0046777-02			ND		
Bromomethane-ug/L	0046777-02			ND		
Chloroethane-ug/L	0046777-02			ND		
Trichlorofluoromethane-ug/L	0046777-02			ND		
Trichlorotrifluoroethane-ug/L	0046777-02			ND		
Acetone-ug/L	0046777-02			ND		
1,1-Dichloroethylene-ug/L	0046777-02			ND		
Methylene chloride-ug/L	0046777-02			ND		
Methyl tert-butyl ether (MTBE)-ug/L	0046777-02			ND		
Carbon disulfide-ug/L	0046777-02			ND		
Acrylonitrile-ug/L	0046777-02			ND		
trans-1,2-Dichloroethylene-ug/L	0046777-02			ND		
1,1-Dichloroethane-ug/L	0046777-02			ND		
Methyl ethyl ketone-ug/L	0046777-02			ND		
2,2-Dichloropropane-ug/L	0046777-02			ND		
cis-1,2-Dichloroethylene-ug/L	0046777-02			ND		
Tetrahydrofuran-ug/L	0046777-02			ND		
Chloroform-ug/L	0046777-02			ND		
Bromochloromethane-ug/L	0046777-02			ND		
1,1,1-Trichloroethane-ug/L	0046777-02			ND		
1,1-Dichloropropylene-ug/L	0046777-02			ND		
Carbon tetrachloride-ug/L	0046777-02			ND		
Benzene-ug/L	0046777-02			ND		
1,2-Dichloroethane-ug/L	0046777-02			ND		
Trichloroethylene-ug/L	0046777-02			ND		
1,2-Dichloropropane-ug/L	0046777-02			ND		
Bromodichloromethane-ug/L	0046777-02			ND		
Dibromomethane-ug/L	0046777-02			ND		
MIBK-ug/L	0046777-02			ND		
cis-1,3-Dichloropropylene-ug/L	0046777-02			ND		
Toluene-ug/L	0046777-02			ND		
trans-1,3-Dichloropropylene-ug/L	0046777-02			ND		
1,1,2-Trichloroethane-ug/L	0046777-02			ND		
Methyl butyl ketone-ug/L	0046777-02			ND		
Tetrachloroethylene-ug/L	0046777-02			ND		
1,3-Dichloropropane-ug/L	0046777-02			ND		
Dibromochloromethane-ug/L	0046777-02			ND		
1,2-Dibromoethane-ug/L	0046777-02			ND		

Connecticut Testing Laboratories, Inc.

QUALITY CONTROL REPORT

EPA 8260B Volatile Organics RCP

Order#: 0615036

BLANK WATER	LAB-ID #	Sample Concentr.	Spike Concentr.	QC Test Result	Pct (%) Recovery	RPD
Chlorobenzene-ug/L	0046777-02			ND		
Ethyl Benzene-ug/L	0046777-02			ND		
1,1,1,2-Tetrachloroethane-ug/L	0046777-02			ND		
p/m-Xylene-ug/L	0046777-02			ND		
o-Xylene-ug/L	0046777-02			ND		
Styrene-ug/L	0046777-02			ND		
Bromoform-ug/L	0046777-02			ND		
Isopropylbenzene-ug/L	0046777-02			ND		
1,1,2,2-Tetrachloroethane-ug/L	0046777-02			ND		
Bromobenzene-ug/L	0046777-02			ND		
n-Propylbenzene-ug/L	0046777-02			ND		
1,2,3-Trichloropropane-ug/L	0046777-02			ND		
2-Chlorotoluene-ug/L	0046777-02			ND		
1,2,4-Trimethylbenzene-ug/L	0046777-02			ND		
t-1,4-Dichloro-2-butene-ug/L	0046777-02			ND		
4-Chlorotoluene-ug/L	0046777-02			ND		
tert-Butylbenzene-ug/L	0046777-02			ND		
1,3,5-Trimethylbenzene-ug/L	0046777-02			ND		
p-Isopropyltoluene-ug/L	0046777-02			ND		
1,3-Dichlorobenzene-ug/L	0046777-02			ND		
sec-Butylbenzene-ug/L	0046777-02			ND		
1,4-Dichlorobenzene-ug/L	0046777-02			ND		
n-Butylbenzene-ug/L	0046777-02			ND		
1,2-Dichlorobenzene-ug/L	0046777-02			ND		
1,2-Dibromo-3-chloropropane-ug/L	0046777-02			ND		
1,2,4-Trichlorobenzene-ug/L	0046777-02			ND		
Hexachlorobutadiene-ug/L	0046777-02			ND		
Naphthalene-ug/L	0046777-02			ND		
1,2,3-Trichlorobenzene-ug/L	0046777-02			ND		
CONTROL WATER	LAB-ID #	Sample Concentr.	Spike Concentr.	QC Test Result	Pct (%) Recovery	RPD
Dichlorodifluoromethane-ug/L	0046777-03		48.0	42.0	87.5%	
Chloromethane-ug/L	0046777-03		48.0	45.0	93.8%	
Vinyl chloride-ug/L	0046777-03		48.0	44.0	91.7%	
Bromomethane-ug/L	0046777-03		48.0	45.0	93.8%	
Chloroethane-ug/L	0046777-03		48.0	44.0	91.7%	
Trichlorofluoromethane-ug/L	0046777-03		48.0	44.0	91.7%	
Trichlorotrifluoroethane-ug/L	0046777-03		48.0	48.0	100.%	
Acetone-ug/L	0046777-03		48.0	54.0	112.5%	
1,1-Dichloroethylene-ug/L	0046777-03		48.0	48.0	100.%	

Connecticut Testing Laboratories, Inc.

QUALITY CONTROL REPORT

EPA 8260B Volatile Organics RCP

Order#: 0615036

CONTROL WATER	LAB-ID #	Sample Concentr.	Spike Concentr.	QC Test Result	Pct (%) Recovery	RPD
Methylene chloride-ug/L	0046777-03		48.0	44.0	91.7%	
Methyl tert-butyl ether (MTBE)-ug/L	0046777-03		48.0	51.0	106.3%	
Carbon disulfide-ug/L	0046777-03		48.0	47.0	97.9%	
Acrylonitrile-ug/L	0046777-03		48.0	48.0	100.%	
trans-1,2-Dichloroethylene-ug/L	0046777-03		48.0	50.0	104.2%	
1,1-Dichloroethane-ug/L	0046777-03		48.0	45.0	93.8%	
Methyl ethyl ketone-ug/L	0046777-03		48.0	62.0	129.2%	
2,2-Dichloropropane-ug/L	0046777-03		48.0	59.0	122.9%	
cis-1,2-Dichloroethylene-ug/L	0046777-03		48.0	45.0	93.8%	
Tetrahydrofuran-ug/L	0046777-03		48.0	54.0	112.5%	
Chloroform-ug/L	0046777-03		48.0	45.0	93.8%	
Bromochloromethane-ug/L	0046777-03		48.0	43.0	89.6%	
1,1,1-Trichloroethane-ug/L	0046777-03		48.0	50.0	104.2%	
1,1-Dichloropropylene-ug/L	0046777-03		48.0	49.0	102.1%	
Carbon tetrachloride-ug/L	0046777-03		48.0	51.0	106.3%	
Benzene-ug/L	0046777-03		48.0	51.0	106.3%	
1,2-Dichloroethane-ug/L	0046777-03		48.0	46.0	95.8%	
Trichloroethylene-ug/L	0046777-03		48.0	52.0	108.3%	
1,2-Dichloropropane-ug/L	0046777-03		48.0	48.0	100.%	
Bromodichloromethane-ug/L	0046777-03		48.0	48.0	100.%	
Dibromomethane-ug/L	0046777-03		48.0	45.0	93.8%	
MIBK-ug/L	0046777-03		48.0	54.0	112.5%	
cis-1,3-Dichloropropylene-ug/L	0046777-03		48.0	48.0	100.%	
Toluene-ug/L	0046777-03		48.0	46.0	95.8%	
trans-1,3-Dichloropropylene-ug/L	0046777-03		48.0	48.0	100.%	
1,1,2-Trichloroethane-ug/L	0046777-03		48.0	47.0	97.9%	
Methyl butyl ketone-ug/L	0046777-03		48.0	59.0	122.9%	
Tetrachloroethylene-ug/L	0046777-03		48.0	44.0	91.7%	
1,3-Dichloropropane-ug/L	0046777-03		48.0	41.0	85.4%	
Dibromochloromethane-ug/L	0046777-03		48.0	45.0	93.8%	
1,2-Dibromoethane-ug/L	0046777-03		48.0	44.0	91.7%	
Chlorobenzene-ug/L	0046777-03		48.0	48.0	100.%	
Ethyl Benzene-ug/L	0046777-03		48.0	44.0	91.7%	
1,1,1,2-Tetrachloroethane-ug/L	0046777-03		48.0	51.0	106.3%	
p/m-Xylene-ug/L	0046777-03		96.0	97.0	101.%	
o-Xylene-ug/L	0046777-03		48.0	51.0	106.3%	
Styrene-ug/L	0046777-03		48.0	48.0	100.%	
Bromoform-ug/L	0046777-03		48.0	46.0	95.8%	
Isopropylbenzene-ug/L	0046777-03		48.0	48.0	100.%	
1,1,2,2-Tetrachloroethane-ug/L	0046777-03		48.0	42.0	87.5%	

Connecticut Testing Laboratories, Inc.

QUALITY CONTROL REPORT

EPA 8260B Volatile Organics RCP

Order#: 0615036

CONTROL WATER	LAB-ID #	Sample Concentr.	Spike Concentr.	QC Test Result	Pct (%) Recovery	RPD
Bromobenzene-ug/L	0046777-03		48.0	47.0	97.9%	
n-Propylbenzene-ug/L	0046777-03		48.0	51.0	106.3%	
1,2,3-Trichloropropane-ug/L	0046777-03		48.0	44.0	91.7%	
2-Chlorotoluene-ug/L	0046777-03		48.0	51.0	106.3%	
1,2,4-Trimethylbenzene-ug/L	0046777-03		48.0	48.0	100.%	
t-1,4-Dichloro-2-butene-ug/L	0046777-03		48.0	55.0	114.6%	
4-Chlorotoluene-ug/L	0046777-03		48.0	49.0	102.1%	
tert-Butylbenzene-ug/L	0046777-03		48.0	53.0	110.4%	
1,3,5-Trimethylbenzene-ug/L	0046777-03		48.0	49.0	102.1%	
p-Isopropyltoluene-ug/L	0046777-03		48.0	50.0	104.2%	
1,3-Dichlorobenzene-ug/L	0046777-03		48.0	47.0	97.9%	
sec-Butylbenzene-ug/L	0046777-03		48.0	49.0	102.1%	
1,4-Dichlorobenzene-ug/L	0046777-03		48.0	45.0	93.8%	
n-Butylbenzene-ug/L	0046777-03		48.0	53.0	110.4%	
1,2-Dichlorobenzene-ug/L	0046777-03		48.0	45.0	93.8%	
1,2-Dibromo-3-chloropropane-ug/L	0046777-03		48.0	49.0	102.1%	
1,2,4-Trichlorobenzene-ug/L	0046777-03		48.0	50.0	104.2%	
Hexachlorobutadiene-ug/L	0046777-03		48.0	51.0	106.3%	
Naphthalene-ug/L	0046777-03		48.0	47.0	97.9%	
1,2,3-Trichlorobenzene-ug/L	0046777-03		48.0	52.0	108.3%	

Type of QC	Surrogates	% Recovered	QC Limits (%)	
BLANK	1,2-Dichloroethane-d4	100%	70	130
BLANK	Toluene-d8	94%	70	130
BLANK	4-Bromofluorobenzene	97%	70	130
Type of QC	**Surrogates**	**% Recovered**	**QC Limits (%)**	
CONTROL	1,2-Dichloroethane-d4	94%	70	130
CONTROL	Toluene-d8	97%	70	130
CONTROL	4-Bromofluorobenzene	93%	70	130

RCP DQA SUMMARY TABLE

EPA Method 8260B

CTL Lab No.: 0615036
Client: Comprehensive Environmental Inc.
Project: New Britain

CTL Sample #	Analyte	QC Type		Calibr. Date	%DEV	RF	RCP Criteria	Bias			Notes
7786	ALL	ICAL		6/4/15			≤15% RSD, CCCs ≤30% RSD, RF≥0.05				No Anomalies
7786	ALL	ICV		6/4/15			+/- 20% Dev				No Anomalies
7786	ALL	ITUNE		6/4/15			See Method				No Anomalies

		QC Type	Result	Spike Value	%D	%R	RCP Criteria	Bias	RPD	RPD Bias	
7786	ALL	CCAL					+/-30%D				No Anomalies
7786	ALL	TUNE					See Method				No Anomalies
7786	ALL	MB	ND				<RL				No Anomalies
7786	ALL	LCS					70-130%R				No Anomalies
7786	ALL	SR					70-130%R				No Anomalies
7786	ALL	IS					50% to 200% A				No Anomalies
	ALL	MS	----	----		----	70-130%R	----			
	ALL	MSD	----	----		----	RPD≤30%	----	----	----	
	ALL	DUPE	----	----		----	RPD≤30%	----	----	----	

BATCH = Series of samples analyzed under one DQA summary.

Bias: L=Low H= High NDR=Non Directional

ITUNE= Initial Tune BFB
ICAL = Initial Calibration
ICV= Initial Calibration Verification 2nd Source
CCAL=Continuing Calibration
A= Area counts compared to CCAL
CCCs= Calibration Check Compounds

MB= Method Blank
LCS= Laboratory Control Sample
SR=Surrogate Recovery %
MS= Matrix Spike
MSD= Matrix Spike Dupe
DUPE= Laboratory Duplicate

% RSD= Relative Standard Deviation
%R= % Recovery
%D= % Drift
RPD= Relative Percent Difference
IS= Internal Standard
ND= None Detected

CHAIN OF CUSTODY RECORD

connecticut testing laboratories inc.

Lab Tracking #: 0615036

CTL Client: CEI

Client PO # NEW BRITAIN PSMW-3

Sampler(s): PAUL BURGESS (signature)

(print)

Requested Analyses

Lab Use	Field ID (please print)	Date	Time	Matrix	Preserv Code	VOCs													Container Type Code	Total Number of Containers
7786	PS-MW-3	6-2-15	12.50	W		X													2 VIALS	

REPORT INFORMATION

Send Report To: CEI

Email Report To: jessica carragues &

~~Quote ID~~ paul burgess

Invoice To: CEI

Fax Report To:

RSR Criteria (Check One) GWP___ GA___ SWP___

GAVPC, RVC, SWPC

Container Types : P = Plastic C = Cube AG = Amber Glass V = EPA Vial S = Sterile T =Tedlar Bag

Matrix : A = Air W= Water DW = Drinking Water S = Soil Wp= Wipe SM = Summa Canister _____ L

5035 Preservation : M = Methanol SB = Sodium Bisulfate Ev = Empty Vial W= Water En = Encore Type

DATA REPORT TYPE

RCP ☒ State EDI ☐

Excel ☐ Other * ☐

PDF ☒ Email ☐

*Specify

Received By Laboratory: (Signature) M McMahon Date 6/2/15 / Time 13:25

Samples Iced? ✓ Date Encores Frozen : ___

Temp C : 5.8

Relinquished By: (Signature)	Date / Time	Received By: (Signature)	Date / Time
Paul Burgess	6-2-15 13:25		
Relinquished By: (Signature)	Date / Time	Received By: (Signature)	Date / Time

Turn Around Time

24 HR* ☐ 3 Day* ☐ 5 Day ☒

48 HR* ☐ 4 Day* ☐ 10 Day ☐

CTL will not be held liable for incorrectly filled out Chain of Custody Records.

Sample [illegible] for 45 days from receipt.

*Turnaround times less than " 5 Days" may be subject to priority fee charges.

Page 1 of 1

6/9

Connecticut Testing Laboratories, Inc.
165 Gracey Ave. / Meriden, CT 06451
Tel. (203) 634-3731 / Fax (203) 630-1336

May 15, 2015

Comprehensive Environmental Inc.
225 Cedar Hill Street
Marlborough, MA 01752

Attn: Ms. Jessica Cajigas

Please find attached laboratory report(s) for the samples submitted on:
May 05, 2015.

RESUBMITTED REPORT WITH UPDATED FIELD ID ON MAY 27, 2015.

All pertinent information for this analysis is located on the report. Should it be necessary to contact us regarding billing or the test results, please have the following information readily available:

Lab No. : 0515065
PO/Job No. : 284-17
Invoice No. : 192344
Customer No. : 3282

Please contact us if you have any questions.

Very truly yours,

Stephen J. Franco
Laboratory Director
PH-0547

connecticut testing laboratories inc.
WATER ▪ SOIL ▪ AIR

STEPHEN J. FRANCO
Laboratory Director
PHONE ▪ 203/634-3731
www.ctl-web.com / ctestlab@erols.com
165 GRACEY AVENUE ▪ MERIDEN, CT ▪ 06451

REASONABLE CONFIDENCE PROTOCOL
LABORATORY ANALYSIS QA/QC CERTIFICATION FORM

Laboratory Name:	**Connecticut Testing Lab's, Inc.**	Client:	**Comprehensive Env., Inc.**
Project Location:	**Tufano/Vacant Lot, New Britain, CT**	Project Number:	**284-17**
Laboratory Sample Id(s):	**6006-6014**	Sampling Date(s):	**05/04/15 & 05/05/15**
List RCP Methods Used:	**9010, 8270, 8260, 7470, 6010, CT ETPH**	CTL Lab #:	**0515065**

Reactivation ☐ Date Reactivated:

1	For each analytical method referenced in this laboratory report package, were all specified QA/QC performance criteria followed, including the requirement to explain any criteria falling outside of acceptable guidelines, as specified in the CTDEP method-specific Reasonable Confidence Protocol documents?	☒ Yes ☐ No
1A	Were the method specified preservation and holding time requirements met?	☒ Yes ☐ No
1B	*VPH and EPH Methods only*: Was the VPH or EPH method conducted without significant modifications (see Section 11.3 of respective RCP methods)	☐ Yes ☐ No ☒ N/A
2	Were all samples received by the laboratory in a condition consistent with that described on the associated chain-of-custody document(s)?	☒ Yes ☐ No
3	Were samples received at an appropriate temperature? ☒ Iced ☐ No Ice ☐ Iced (insufficient time to cool samples)	☒ Yes ☐ No ☐ Na ☐ Time
4	Was all QA/QC performance criteria specified in the CTDEP Reasonable Confidence Protocol documents achieved?	☒ Yes ☐ No
5	a) Were reporting limits specified or referenced on the chain-of-custody? b) Were these reporting limits met?	☐ Yes ☒ No ☐ Yes ☐ No ☒ Na
6	For each analytical method referenced in this laboratory report package, were results reported for all constituents identified in the method-specific analyte lists presented in the Reasonable Confidence Protocol documents?	☐ Yes ☒ No Partial 6010 & 8270 lists
7	Are project-specific matrix spikes and laboratory duplicates included in this data set?	☐ Yes ☒ No

Notes: For all questions to which the response was "No" (with the exception of question #7), additional information must be provided in an attached narrative. If the answer to question #1, #1A, or #1B is "No", the data package does not meet the requirements for "Reasonable Confidence." This form may not be altered and all questions must be answered.

I, the undersigned, attest under the pains and penalties of perjury that, to the best of my knowledge and belief and based upon my personal inquiry of those responsible for providing the information contained in this analytical report, such information is accurate and complete.

Authorized Signature: _____ Position: **Lab Director PH-0547**

Printed Name: **Stephen J. Franco** Date: **05/14/15**

Name of Laboratory: **Connecticut Testing Laboratories, Inc.**

CASE NARRATIVE

Connecticut Testing Laboratories, Inc.

Prepared for:

Comprehensive Environmental Inc.
1 Hartford Square
New Britain, CT 06052

Order#: 0515065

Project: 284-17

The following samples were received as indicated below and on the attached Chain of Custody record. All analyses were performed within the holding time and with acceptable quality control results unless otherwise noted.

SAMPLE ID	LAB ID	MATRIX	Date Collected	Date Received
PS-MW1	6006	WATER	05/05/2015	05/05/2015
PS-MW2	6007	WATER	05/04/2015	05/05/2015
PS-MW3	6008	WATER	05/04/2015	05/05/2015
PS-MW4	6009	WATER	05/04/2015	05/05/2015
VL-MW1	6010	WATER	05/05/2015	05/05/2015
T-MW3	6011	WATER	05/05/2015	05/05/2015
PS-MW1 Dup	6012	WATER	05/05/2015	05/05/2015
Trip Blank	6013	WATER	05/04/2015	05/05/2015
Equipment	6014	WATER	05/05/2015	05/05/2015

Samples were filtered upon receipt at the lab for possible future dissolved metals analysis.

VOC analysis was not performed on CTL sample no. 6008 since vials were received broken.

The ETPH discrimination check meets RCP criteria.

There were no anomalies associated with the reported data.

The enclosed results of analyses are representative of the samples as received by the laboratory. Connecticut Testing Laboratories, Inc. makes no representations or certifications as to the methods of sample collection, sample identification, or transportation handling procedures used prior to our receipt of samples. To the best of my knowledge, the information contained in this report is accurate and complete.

Approved By: _____ Date: 5/14/15

Connecticut Testing Laboratories, Inc.

Date Samples Received: 05/05/2015

Client Name:	Comprehensive Environmental Inc.	CTL Lab No.:	0515065
Report Date:	05/14/2015	PO No:	284-17
		Analyst:	CP

RESULTS OF ANALYSIS

11 RCRA Metals -Total

Matrix Type:			WATER	WATER	WATER	WATER	
CTL Sample No.:			6006	6007	6008	6009	
Field ID:			PS-MW1	PS-MW2	PS-MW3	PS-MW4	
Parameters	**Date Tested**	**RL**					**Method #**
Arsenic, Total-mg/L	05/10/2015	0.01	ND	ND	ND	ND	6010B
Barium, Total-mg/L	05/10/2015	0.1	0.2	0.2	0.2	0.2	6010B
Cadmium, Total-mg/L	05/10/2015	0.005	ND	ND	ND	ND	6010B
Chromium, Total-mg/L	05/10/2015	0.05	ND	ND	ND	ND	6010B
Lead, Total-mg/L	05/10/2015	0.005	0.006	ND	ND	ND	6010B
Mercury, Total-mg/L	05/11/2015	0.002	ND	ND	ND	ND	7470A
Selenium, Total-mg/L	05/10/2015	0.01	ND	ND	ND	ND	6010B
Silver, Total-mg/L	05/10/2015	0.01	ND	ND	ND	ND	6010B
Copper, Total-mg/L	05/10/2015	0.01	0.02	0.02	0.02	0.01	6010B
Nickel, Total-mg/L	05/10/2015	0.05	ND	ND	ND	ND	6010B
Zinc, Total-mg/L	05/10/2015	0.05	ND	ND	ND	ND	6010B

RL=Reporting Level ND = None Detected

Connecticut Testing Laboratories, Inc.
165 Gracey Avenue / Meriden, CT 06451
(203) 634-3731 (Fax) 630-1336
Certification CT-PH0547 / MA-CT035

Date Samples Received: 05/05/2015

Client Name:	Comprehensive Environmental Inc.	CTL Lab No.:	0515065
Report Date:	05/14/2015	PO No:	284-17
		Analyst:	CP

RESULTS OF ANALYSIS

11 RCRA Metals -Total

Matrix Type:		WATER	WATER	WATER	WATER	
CTL Sample No.:		6010	6011	6012	6014	
Field ID:		VL-MW1	T-MW3	PS-MW1 Dup	Equipment	
Parameters	**Date Tested**	**RL**				**Method #**
Arsenic, Total-mg/L	05/10/2015	0.01	ND	ND	ND	ND	6010B
Barium, Total-mg/L	05/10/2015	0.1	0.4	0.2	0.2	ND	6010B
Cadmium, Total-mg/L	05/10/2015	0.005	ND	ND	ND	ND	6010B
Chromium, Total-mg/L	05/10/2015	0.05	ND	ND	ND	ND	6010B
Lead, Total-mg/L	05/10/2015	0.005	ND	ND	0.005	ND	6010B
Mercury, Total-mg/L	05/11/2015	0.002	ND	ND	ND	ND	7470A
Selenium, Total-mg/L	05/10/2015	0.01	ND	ND	ND	ND	6010B
Silver, Total-mg/L	05/10/2015	0.01	ND	ND	ND	ND	6010B
Copper, Total-mg/L	05/10/2015	0.01	0.01	ND	0.01	ND	6010B
Nickel, Total-mg/L	05/10/2015	0.05	ND	ND	ND	ND	6010B
Zinc, Total-mg/L	05/10/2015	0.05	ND	ND	ND	ND	6010B

RL=Reporting Level ND = None Detected

Connecticut Testing Laboratories, Inc.
165 Gracey Avenue / Meriden, CT 06451
(203) 634-3731 (Fax) 630-1336
Certification CT-PH0547 / MA-CT035

Date Samples Received: 05/05/2015

Client Name:	Comprehensive Environmental Inc.	CTL Lab No.:	0515065
Report Date:	05/14/2015	PO No:	284-17
		Analyst:	BM

RESULTS OF ANALYSIS

Matrix Type:			WATER	WATER	WATER	WATER	
CTL Sample No.:			6006	6007	6008	6009	
Field ID:			PS-MW1	PS-MW2	PS-MW3	PS-MW4	
Parameters	**Date Tested**	**RL**					**Method #**
Cyanide, Total-mg/L	05/13/2015	0.05	ND	ND	ND	ND	9010B

RL=Reporting Level ND = None Detected

Connecticut Testing Laboratories, Inc.
165 Gracey Avenue / Meriden, CT 06451
(203) 634-3731 (Fax) 630-1336
Certification CT-PH0547 / MA-CT035

Date Samples Received: 05/05/2015

Client Name:	Comprehensive Environmental Inc.	CTL Lab No.:	0515065
Report Date:	05/14/2015	PO No:	284-17
		Analyst:	BM

RESULTS OF ANALYSIS

Matrix Type:			WATER	WATER	WATER	WATER	
CTL Sample No.:			6010	6011	6012	6014	
Field ID:			VL-MW1	T-MW3	PS-MW1 Dup	Equipment	
Parameters	**Date Tested**	**RL**					**Method #**
Cyanide, Total-mg/L	05/13/2015	0.05	ND	ND	ND	ND	9010B

RL=Reporting Level ND = None Detected

Connecticut Testing Laboratories, Inc.
165 Gracey Avenue / Meriden, CT 06451
(203) 634-3731 (Fax) 630-1336
Certification CT-PH0547 / MA-CT035

Date Samples Received: 05/05/2015

Client Name:	Comprehensive Environmental Inc.	CTL Lab No.:	0515065
Report Date:	05/14/2015	PO No:	284-17
Method #:	CT ETPH/3535A	Analyst:	BM

RESULTS OF ANALYSIS

CTETPH-RCP

Matrix Type:	WATER	WATER	WATER	WATER
CTL Sample No.:	6006	6007	6008	6009
Field ID:	PS-MW1	PS-MW2	PS-MW3	PS-MW4
Date Analyzed:	05/13/2015	05/13/2015	05/13/2015	05/13/2015
Date Extracted:	05/11/2015	05/11/2015	05/11/2015	05/11/2015

Parameters	Units	RL				
CT ETPH	mg/L	0.25	ND	ND	ND	ND
1-Chloro-Octadecene	%	----	96	83	88	89

RL=Reporting Level ND = None Detected

Connecticut Testing Laboratories, Inc.
165 Gracey Avenue / Meriden, CT 06451
(203) 634-3731 (Fax) 630-1336
Certification CT-PH0547 / MA-CT035

Date Samples Received: 05/05/2015

Client Name:	Comprehensive Environmental Inc.	CTL Lab No.:	0515065
Report Date:	05/14/2015	PO No:	284-17
Method #:	CT ETPH/3535A	Analyst:	BM

RESULTS OF ANALYSIS

CTETPH-RCP

Matrix Type:	WATER	WATER	WATER	WATER
CTL Sample No.:	6010	6011	6012	6014
Field ID:	VL-MW1	T-MW3	PS-MW1 Dup	Equipment
Date Analyzed:	05/13/2015	05/13/2015	05/13/2015	05/13/2015
Date Extracted:	05/11/2015	05/11/2015	05/11/2015	05/11/2015

Parameters	Units	RL				
CT ETPH	mg/L	0.25	ND	ND	ND	ND
1-Chloro-Octadecene	%	----	90	84	88	80

RL=Reporting Level ND = None Detected

Connecticut Testing Laboratories, Inc.
165 Gracey Avenue / Meriden, CT 06451
(203) 634-3731 (Fax) 630-1336
Certification CT-PH0547 / MA-CT035

Date Samples Received: 05/05/2015

Client Name:	Comprehensive Environmental Inc.	CTL Lab No.:	0515065
Report Date:	05/14/2015	PO No:	284-17
Method #:	5030/8260B	Analyst:	MDR

RESULTS OF ANALYSIS

EPA 8260B Volatile Organics RCP

Matrix Type:	WATER	WATER	WATER	WATER
CTL Sample No.:	6006	6007	6009	6010
Field ID:	PS-MW1	PS-MW2	PS-MW4	VL-MW1
Date Analyzed:	05/06/2015	05/07/2015	05/06/2015	05/07/2015
Date Extracted:	05/06/2015	05/07/2015	05/06/2015	05/07/2015

Parameters	Units	RL				
Dichlorodifluoromethane	ug/L	0.5	ND	ND	ND	ND
Chloromethane	ug/L	0.5	ND	ND	ND	ND
Vinyl chloride	ug/L	0.5	ND	ND	ND	ND
Bromomethane	ug/L	0.5	ND	ND	ND	ND
Chloroethane	ug/L	0.5	ND	ND	ND	ND
Trichlorofluoromethane	ug/L	0.5	ND	ND	ND	ND
Trichlorotrifluoroethane	ug/L	0.5	ND	ND	ND	ND
Acetone	ug/L	5.0	ND	ND	ND	ND
1,1-Dichloroethylene	ug/L	0.5	ND	ND	ND	ND
Methylene chloride	ug/L	0.5	ND	ND	ND	ND
Methyl tert-butyl ether (MTBE)	ug/L	0.5	ND	ND	ND	ND
Carbon disulfide	ug/L	0.5	ND	ND	ND	ND
Acrylonitrile	ug/L	0.5	ND	ND	ND	ND
trans-1,2-Dichloroethylene	ug/L	0.5	ND	ND	ND	ND
1,1-Dichloroethane	ug/L	0.5	ND	ND	ND	ND
Methyl ethyl ketone	ug/L	5.0	ND	ND	ND	ND
2,2-Dichloropropane	ug/L	0.5	ND	ND	ND	ND
cis-1,2-Dichloroethylene	ug/L	0.5	5.8	5.8	7.8	ND
Tetrahydrofuran	ug/L	5.0	ND	ND	ND	ND
Chloroform	ug/L	0.5	0.6	ND	0.6	ND
Bromochloromethane	ug/L	0.5	ND	ND	ND	ND
1,1,1-Trichloroethane	ug/L	0.5	ND	ND	ND	ND
1,1-Dichloropropylene	ug/L	0.5	ND	ND	ND	ND
Carbon tetrachloride	ug/L	0.5	ND	ND	ND	ND
Benzene	ug/L	0.5	ND	ND	ND	ND
1,2-Dichloroethane	ug/L	0.5	ND	ND	ND	ND
Trichloroethylene	ug/L	0.5	17.5	10.1	18.9	7.7
1,2-Dichloropropane	ug/L	0.5	ND	ND	ND	ND
Bromodichloromethane	ug/L	0.5	ND	ND	ND	ND
Dibromomethane	ug/L	0.5	ND	ND	ND	ND
MIBK	ug/L	5.0	ND	ND	ND	ND
cis-1,3-Dichloropropylene	ug/L	0.5	ND	ND	ND	ND
Toluene	ug/L	0.5	ND	ND	ND	ND
trans-1,3-Dichloropropylene	ug/L	0.5	ND	ND	ND	ND

RL=Reporting Level ND = None Detected

Connecticut Testing Laboratories, Inc.
165 Gracey Avenue / Meriden, CT 06451
(203) 634-3731 (Fax) 630-1336
Certification CT-PH0547 / MA-CT035

Date Samples Received: 05/05/2015

Client Name:	Comprehensive Environmental Inc.	CTL Lab No.:	0515065
Report Date:	05/14/2015	PO No:	284-17
Method #:	5030/8260B	Analyst:	MDR

RESULTS OF ANALYSIS

EPA 8260B Volatile Organics RCP

Matrix Type:	WATER	WATER	WATER	WATER
CTL Sample No.:	6006	6007	6009	6010
Field ID:	PS-MW1	PS-MW2	PS-MW4	VL-MW1
Date Analyzed:	05/06/2015	05/07/2015	05/06/2015	05/07/2015
Date Extracted:	05/06/2015	05/07/2015	05/06/2015	05/07/2015

Parameters	Units	RL				
1,1,2-Trichloroethane	ug/L	0.5	ND	ND	ND	ND
Methyl butyl ketone	ug/L	5.0	ND	ND	ND	ND
Tetrachloroethylene	ug/L	0.5	ND	ND	ND	ND
1,3-Dichloropropane	ug/L	0.5	ND	ND	ND	ND
Dibromochloromethane	ug/L	0.5	ND	ND	ND	ND
1,2-Dibromoethane	ug/L	0.5	ND	ND	ND	ND
Chlorobenzene	ug/L	0.5	ND	ND	ND	ND
Ethyl Benzene	ug/L	0.5	ND	ND	ND	ND
1,1,1,2-Tetrachloroethane	ug/L	0.5	ND	ND	ND	ND
p/m-Xylene	ug/L	0.5	ND	ND	ND	ND
o-Xylene	ug/L	0.5	ND	ND	ND	ND
Styrene	ug/L	0.5	ND	ND	ND	ND
Bromoform	ug/L	0.5	ND	ND	ND	ND
Isopropylbenzene	ug/L	0.5	ND	ND	ND	ND
1,1,2,2-Tetrachloroethane	ug/L	0.5	ND	ND	ND	ND
Bromobenzene	ug/L	0.5	ND	ND	ND	ND
n-Propylbenzene	ug/L	0.5	ND	ND	ND	ND
1,2,3-Trichloropropane	ug/L	0.5	ND	ND	ND	ND
2-Chlorotoluene	ug/L	0.5	ND	ND	ND	ND
1,2,4-Trimethylbenzene	ug/L	0.5	ND	ND	ND	ND
t-1,4-Dichloro-2-butene	ug/L	0.5	ND	ND	ND	ND
4-Chlorotoluene	ug/L	0.5	ND	ND	ND	ND
tert-Butylbenzene	ug/L	0.5	ND	ND	ND	ND
1,3,5-Trimethylbenzene	ug/L	0.5	ND	ND	ND	ND
p-Isopropyltoluene	ug/L	0.5	ND	ND	ND	ND
1,3-Dichlorobenzene	ug/L	0.5	ND	ND	ND	ND
sec-Butylbenzene	ug/L	0.5	ND	ND	ND	ND
1,4-Dichlorobenzene	ug/L	0.5	ND	ND	ND	ND
n-Butylbenzene	ug/L	0.5	ND	ND	ND	ND
1,2-Dichlorobenzene	ug/L	0.5	ND	ND	ND	ND
1,2-Dibromo-3-chloropropane	ug/L	0.5	ND	ND	ND	ND
1,2,4-Trichlorobenzene	ug/L	0.5	ND	ND	ND	ND
Hexachlorobutadiene	ug/L	0.45	ND	ND	ND	ND
Naphthalene	ug/L	0.5	ND	ND	ND	ND

RL=Reporting Level ND = None Detected

Connecticut Testing Laboratories, Inc.
165 Gracey Avenue / Meriden, CT 06451
(203) 634-3731 (Fax) 630-1336
Certification CT-PH0547 / MA-CT035

Date Samples Received: 05/05/2015

Client Name:	Comprehensive Environmental Inc.	CTL Lab No.:	0515065
Report Date:	05/14/2015	PO No:	284-17
Method #:	5030/8260B	Analyst:	MDR

RESULTS OF ANALYSIS

EPA 8260B Volatile Organics RCP

Matrix Type:	WATER	WATER	WATER	WATER
CTL Sample No.:	6006	6007	6009	6010
Field ID:	PS-MW1	PS-MW2	PS-MW4	VL-MW1
Date Analyzed:	05/06/2015	05/07/2015	05/06/2015	05/07/2015
Date Extracted:	05/06/2015	05/07/2015	05/06/2015	05/07/2015

Parameters	Units	RL				
1,2,3-Trichlorobenzene	ug/L	0.5	ND	ND	ND	ND
1,2-Dichloroethane-d4	%	----	95	93	90	92
Toluene-d8	%	----	90	90	90	94
4-Bromofluorobenzene	%	----	97	96	94	95

RL=Reporting Level ND = None Detected

Connecticut Testing Laboratories, Inc.
165 Gracey Avenue / Meriden, CT 06451
(203) 634-3731 (Fax) 630-1336
Certification CT-PH0547 / MA-CT035

Date Samples Received: 05/05/2015

Client Name:	Comprehensive Environmental Inc.	CTL Lab No.:	0515065
Report Date:	05/14/2015	PO No:	284-17
Method #:	5030/8260B	Analyst:	MDR

RESULTS OF ANALYSIS

EPA 8260B Volatile Organics RCP

Matrix Type:	WATER	WATER	WATER	WATER
CTL Sample No.:	6011	6012	6013	6014
Field ID:	T-MW3	PS-MW1 Dup	Trip Blank	Equipment
Date Analyzed:	05/07/2015	05/07/2015	05/06/2015	05/06/2015
Date Extracted:	05/07/2015	05/07/2015	05/06/2015	05/06/2015

Parameters	Units	RL				
Dichlorodifluoromethane	ug/L	0.5	ND	ND	ND	ND
Chloromethane	ug/L	0.5	ND	ND	ND	ND
Vinyl chloride	ug/L	0.5	ND	ND	ND	ND
Bromomethane	ug/L	0.5	ND	ND	ND	ND
Chloroethane	ug/L	0.5	ND	ND	ND	ND
Trichlorofluoromethane	ug/L	0.5	ND	ND	ND	ND
Trichlorotrifluoroethane	ug/L	0.5	ND	ND	ND	ND
Acetone	ug/L	5.0	ND	ND	ND	42.0
1,1-Dichloroethylene	ug/L	0.5	ND	ND	ND	ND
Methylene chloride	ug/L	0.5	ND	ND	ND	ND
Methyl tert-butyl ether (MTBE)	ug/L	0.5	ND	ND	ND	ND
Carbon disulfide	ug/L	0.5	ND	ND	ND	ND
Acrylonitrile	ug/L	0.5	ND	ND	ND	ND
trans-1,2-Dichloroethylene	ug/L	0.5	ND	ND	ND	ND
1,1-Dichloroethane	ug/L	0.5	ND	ND	ND	ND
Methyl ethyl ketone	ug/L	5.0	ND	ND	ND	7.5
2,2-Dichloropropane	ug/L	0.5	ND	ND	ND	ND
cis-1,2-Dichloroethylene	ug/L	0.5	ND	5.9	ND	ND
Tetrahydrofuran	ug/L	5.0	ND	ND	ND	ND
Chloroform	ug/L	0.5	ND	0.6	ND	0.6
Bromochloromethane	ug/L	0.5	ND	ND	ND	ND
1,1,1-Trichloroethane	ug/L	0.5	ND	ND	ND	ND
1,1-Dichloropropylene	ug/L	0.5	ND	ND	ND	ND
Carbon tetrachloride	ug/L	0.5	ND	ND	ND	ND
Benzene	ug/L	0.5	ND	ND	ND	ND
1,2-Dichloroethane	ug/L	0.5	ND	ND	ND	ND
Trichloroethylene	ug/L	0.5	3.3	18.6	ND	ND
1,2-Dichloropropane	ug/L	0.5	ND	ND	ND	ND
Bromodichloromethane	ug/L	0.5	ND	ND	ND	ND
Dibromomethane	ug/L	0.5	ND	ND	ND	ND
MIBK	ug/L	5.0	ND	ND	ND	ND
cis-1,3-Dichloropropylene	ug/L	0.5	ND	ND	ND	ND
Toluene	ug/L	0.5	ND	ND	ND	0.8
trans-1,3-Dichloropropylene	ug/L	0.5	ND	ND	ND	ND

RL=Reporting Level ND = None Detected

Connecticut Testing Laboratories, Inc.
165 Gracey Avenue / Meriden, CT 06451
(203) 634-3731 (Fax) 630-1336
Certification CT-PH0547 / MA-CT035

Date Samples Received: 05/05/2015

Client Name:	Comprehensive Environmental Inc.	CTL Lab No.:	0515065
Report Date:	05/14/2015	PO No:	284-17
Method #:	5030/8260B	Analyst:	MDR

RESULTS OF ANALYSIS

EPA 8260B Volatile Organics RCP

Matrix Type:	WATER	WATER	WATER	WATER
CTL Sample No.:	6011	6012	6013	6014
Field ID:	T-MW3	PS-MW1 Dup	Trip Blank	Equipment
Date Analyzed:	05/07/2015	05/07/2015	05/06/2015	05/06/2015
Date Extracted:	05/07/2015	05/07/2015	05/06/2015	05/06/2015

Parameters	Units	RL				
1,1,2-Trichloroethane	ug/L	0.5	ND	ND	ND	ND
Methyl butyl ketone	ug/L	5.0	ND	ND	ND	ND
Tetrachloroethylene	ug/L	0.5	ND	ND	ND	ND
1,3-Dichloropropane	ug/L	0.5	ND	ND	ND	ND
Dibromochloromethane	ug/L	0.5	ND	ND	ND	ND
1,2-Dibromoethane	ug/L	0.5	ND	ND	ND	ND
Chlorobenzene	ug/L	0.5	ND	ND	ND	ND
Ethyl Benzene	ug/L	0.5	ND	ND	ND	ND
1,1,1,2-Tetrachloroethane	ug/L	0.5	ND	ND	ND	ND
p/m-Xylene	ug/L	0.5	ND	ND	ND	ND
o-Xylene	ug/L	0.5	ND	ND	ND	ND
Styrene	ug/L	0.5	ND	ND	ND	ND
Bromoform	ug/L	0.5	ND	ND	ND	ND
Isopropylbenzene	ug/L	0.5	ND	ND	ND	ND
1,1,2,2-Tetrachloroethane	ug/L	0.5	ND	ND	ND	ND
Bromobenzene	ug/L	0.5	ND	ND	ND	ND
n-Propylbenzene	ug/L	0.5	ND	ND	ND	ND
1,2,3-Trichloropropane	ug/L	0.5	ND	ND	ND	ND
2-Chlorotoluene	ug/L	0.5	ND	ND	ND	ND
1,2,4-Trimethylbenzene	ug/L	0.5	ND	ND	ND	ND
t-1,4-Dichloro-2-butene	ug/L	0.5	ND	ND	ND	ND
4-Chlorotoluene	ug/L	0.5	ND	ND	ND	ND
tert-Butylbenzene	ug/L	0.5	ND	ND	ND	ND
1,3,5-Trimethylbenzene	ug/L	0.5	ND	ND	ND	ND
p-Isopropyltoluene	ug/L	0.5	ND	ND	ND	ND
1,3-Dichlorobenzene	ug/L	0.5	ND	ND	ND	ND
sec-Butylbenzene	ug/L	0.5	ND	ND	ND	ND
1,4-Dichlorobenzene	ug/L	0.5	ND	ND	ND	ND
n-Butylbenzene	ug/L	0.5	ND	ND	ND	ND
1,2-Dichlorobenzene	ug/L	0.5	ND	ND	ND	ND
1,2-Dibromo-3-chloropropane	ug/L	0.5	ND	ND	ND	ND
1,2,4-Trichlorobenzene	ug/L	0.5	ND	ND	ND	ND
Hexachlorobutadiene	ug/L	0.45	ND	ND	ND	ND
Naphthalene	ug/L	0.5	ND	ND	ND	ND

RL=Reporting Level ND = None Detected

Connecticut Testing Laboratories, Inc.
165 Gracey Avenue / Meriden, CT 06451
(203) 634-3731 (Fax) 630-1336
Certification CT-PH0547 / MA-CT035

Date Samples Received: 05/05/2015

Client Name:	Comprehensive Environmental Inc.	CTL Lab No.:	0515065
Report Date:	05/14/2015	PO No:	284-17
Method #:	5030/8260B	Analyst:	MDR

RESULTS OF ANALYSIS

EPA 8260B Volatile Organics RCP

Matrix Type:	WATER	WATER	WATER	WATER
CTL Sample No.:	6011	6012	6013	6014
Field ID:	T-MW3	PS-MW1 Dup	Trip Blank	Equipment
Date Analyzed:	05/07/2015	05/07/2015	05/06/2015	05/06/2015
Date Extracted:	05/07/2015	05/07/2015	05/06/2015	05/06/2015

Parameters	Units	RL				
1,2,3-Trichlorobenzene	ug/L	0.5	ND	ND	ND	ND
1,2-Dichloroethane-d4	%	----	93	93	92	92
Toluene-d8	%	----	92	92	87	88
4-Bromofluorobenzene	%	----	96	96	96	94

RL=Reporting Level ND = None Detected

Connecticut Testing Laboratories, Inc.
165 Gracey Avenue / Meriden, CT 06451
(203) 634-3731 (Fax) 630-1336
Certification CT-PH0547 / MA-CT035

Date Samples Received: 05/05/2015

Client Name:	Comprehensive Environmental Inc.	CTL Lab No.:	0515065
Report Date:	05/14/2015	PO No:	284-17
Method #:	8270C - PAH	Analyst:	KM

RESULTS OF ANALYSIS

EPA 8270C PAH - RCP

Matrix Type:	WATER	WATER	WATER	WATER
CTL Sample No.:	6006	6007	6008	6009
Field ID:	PS-MW1	PS-MW2	PS-MW3	PS-MW4
Date Analyzed:	05/12/2015	05/12/2015	05/12/2015	05/12/2015
Date Extracted:	05/08/2015	05/08/2015	05/08/2015	05/08/2015

Parameters	Units	RL				
Naphthalene	ug/L	1.0	ND	ND	ND	ND
2-Methylnaphthalene	ug/L	1.0	ND	ND	ND	ND
2-Chloronaphthalene	ug/L	1.0	ND	ND	ND	ND
Acenaphthylene	ug/L	0.3	ND	ND	ND	ND
Acenaphthene	ug/L	1.0	ND	ND	ND	ND
Fluorene	ug/L	1.0	ND	ND	ND	ND
Phenanthrene	ug/L	0.07	ND	ND	ND	ND
Anthracene	ug/L	1.0	ND	ND	ND	ND
Carbazole	ug/L	1.0	ND	ND	ND	ND
Fluoranthene	ug/L	1.0	ND	ND	ND	ND
Pyrene	ug/L	1.0	ND	ND	ND	ND
Benzo(a)anthracene	ug/L	0.06	ND	ND	ND	ND
Chrysene	ug/L	1.0	ND	ND	ND	ND
Benzo(b)fluoranthene	ug/L	0.08	ND	ND	ND	ND
Benzo(k)fluoranthene	ug/L	0.3	ND	ND	ND	ND
Benzo(a)pyrene	ug/L	0.2	ND	ND	ND	ND
Indeno(1,2,3-cd)Pyrene	ug/L	0.2	ND	ND	ND	ND
Dibenzo(a,h)Anthracene	ug/L	0.2	ND	ND	ND	ND
Benzo(g,h,i)Perylene	ug/L	1.0	ND	ND	ND	ND
Nitrobenzene-d5	%	---	82	89	84	80
2-Fluorobiphenyl	%	---	75	86	72	62
p-Terpenyl-d14	%	---	72	85	93	86

RL=Reporting Level ND = None Detected

Connecticut Testing Laboratories, Inc.
165 Gracey Avenue / Meriden, CT 06451
(203) 634-3731 (Fax) 630-1336
Certification CT-PH0547 / MA-CT035

Date Samples Received: 05/05/2015

Client Name:	Comprehensive Environmental Inc.	CTL Lab No.:	0515065
Report Date:	05/14/2015	PO No:	284-17
Method #:	8270C - PAH	Analyst:	KM

RESULTS OF ANALYSIS

EPA 8270C PAH - RCP

Matrix Type:	WATER	WATER	WATER	WATER
CTL Sample No.:	6010	6011	6012	6014
Field ID:	VL-MW1	T-MW3	PS-MW1 Dup	Equipment
Date Analyzed:	05/12/2015	05/12/2015	05/12/2015	05/12/2015
Date Extracted:	05/08/2015	05/08/2015	05/08/2015	05/08/2015

Parameters	Units	RL				
Naphthalene	ug/L	1.0	ND	ND	ND	ND
2-Methylnaphthalene	ug/L	1.0	ND	ND	ND	ND
2-Chloronaphthalene	ug/L	1.0	ND	ND	ND	ND
Acenaphthylene	ug/L	0.3	ND	ND	ND	ND
Acenaphthene	ug/L	1.0	ND	ND	ND	ND
Fluorene	ug/L	1.0	ND	ND	ND	ND
Phenanthrene	ug/L	0.07	ND	ND	ND	ND
Anthracene	ug/L	1.0	ND	ND	ND	ND
Carbazole	ug/L	1.0	ND	ND	ND	ND
Fluoranthene	ug/L	1.0	ND	ND	ND	ND
Pyrene	ug/L	1.0	ND	ND	ND	ND
Benzo(a)anthracene	ug/L	0.06	ND	ND	ND	ND
Chrysene	ug/L	1.0	ND	ND	ND	ND
Benzo(b)fluoranthene	ug/L	0.08	ND	ND	ND	ND
Benzo(k)fluoranthene	ug/L	0.3	ND	ND	ND	ND
Benzo(a)pyrene	ug/L	0.2	ND	ND	ND	ND
Indeno(1,2,3-cd)Pyrene	ug/L	0.2	ND	ND	ND	ND
Dibenzo(a,h)Anthracene	ug/L	0.2	ND	ND	ND	ND
Benzo(g,h,i)Perylene	ug/L	1.0	ND	ND	ND	ND
Nitrobenzene-d5	%	---	88	79	82	71
2-Fluorobiphenyl	%	---	79	73	73	62
p-Terpenyl-d14	%	---	92	82	83	89

RL=Reporting Level ND = None Detected

Connecticut Testing Laboratories, Inc.
165 Gracey Avenue / Meriden, CT 06451
(203) 634-3731 (Fax) 630-1336
Certification CT-PH0547 / MA-CT035

Connecticut Testing Laboratories, Inc.

QUALITY CONTROL REPORT

11 RCRA Metals -Total

Order#: 0515065

BLANK WATER	LAB-ID #	Sample Concentr.	Spike Concentr.	QC Test Result	Pct (%) Recovery	RPD
Arsenic, Total-mg/L	0046346-02			ND		
Barium, Total-mg/L	0046346-02			ND		
Cadmium, Total-mg/L	0046346-02			ND		
Chromium, Total-mg/L	0046346-02			ND		
Lead, Total-mg/L	0046346-02			ND		
Mercury, Total-mg/L	0046346-02			ND		
Selenium, Total-mg/L	0046346-02			ND		
Silver, Total-mg/L	0046346-02			ND		
Copper, Total-mg/L	0046346-02			ND		
Nickel, Total-mg/L	0046346-02			ND		
Zinc, Total-mg/L	0046346-02			ND		
CONTROL WATER	LAB-ID #	Sample Concentr.	Spike Concentr.	QC Test Result	Pct (%) Recovery	RPD
Arsenic, Total-mg/L	0046346-03		0.440	0.421	96.1%	
Barium, Total-mg/L	0046346-03		0.370	0.374	102.5%	
Cadmium, Total-mg/L	0046346-03		0.330	0.345	103.3%	
Chromium, Total-mg/L	0046346-03		0.80	0.798	100.1%	
Lead, Total-mg/L	0046346-03		1.47	1.47	100.%	
Mercury, Total-mg/L	0046346-03		0.010	0.00360	105.9%	
Selenium, Total-mg/L	0046346-03		0.520	0.513	98.5%	
Silver, Total-mg/L	0046346-03		0.380	0.366	95.3%	
Copper, Total-mg/L	0046346-03		0.180	0.186	105.1%	
Nickel, Total-mg/L	0046346-03		1.71	1.63	95.3%	
Zinc, Total-mg/L	0046346-03		1.53	1.59	103.9%	

Connecticut Testing Laboratories, Inc.

QUALITY CONTROL REPORT

Test Parameters

Order#: 0515065

BLANK WATER	LAB-ID #	Sample Concentr.	Spike Concentr.	QC Test Result	Pct (%) Recovery	RPD
Cyanide, Total-mg/L	0046339-02			ND		
CONTROL WATER	LAB-ID #	Sample Concentr.	Spike Concentr.	QC Test Result	Pct (%) Recovery	RPD
Cyanide, Total-mg/L	0046339-03		0.10	0.102	102.%	

Connecticut Testing Laboratories, Inc.

QUALITY CONTROL REPORT

CTETPH-RCP

Order#: 0515065

BLANK WATER	LAB-ID #	Sample Concentr.	Spike Concentr.	QC Test Result	Pct (%) Recovery	RPD
CT ETPH-mg/L	0046407-02			ND		
CONTROL WATER	LAB-ID #	Sample Concentr.	Spike Concentr.	QC Test Result	Pct (%) Recovery	RPD
CT ETPH-mg/L	0046407-03		1.0	0.860	86.%	

Type of QC	Surrogates	% Recovered	QC Limits (%)	
BLANK	1-Chloro-Octadecene	90%	50	150
Type of QC	**Surrogates**	**% Recovered**	**QC Limits (%)**	
CONTROL	1-Chloro-Octadecene	83%	50	150

Connecticut Testing Laboratories, Inc.

QUALITY CONTROL REPORT

EPA 8260B Volatile Organics RCP

Order#: 0515065

BLANK WATER	LAB-ID #	Sample Concentr.	Spike Concentr.	QC Test Result	Pct (%) Recovery	RPD
Dichlorodifluoromethane-ug/L	0046335-02			ND		
Chloromethane-ug/L	0046335-02			ND		
Vinyl chloride-ug/L	0046335-02			ND		
Bromomethane-ug/L	0046335-02			ND		
Chloroethane-ug/L	0046335-02			ND		
Trichlorofluoromethane-ug/L	0046335-02			ND		
Trichlorotrifluoroethane-ug/L	0046335-02			ND		
Acetone-ug/L	0046335-02			ND		
1,1-Dichloroethylene-ug/L	0046335-02			ND		
Methylene chloride-ug/L	0046335-02			ND		
Methyl tert-butyl ether (MTBE)-ug/L	0046335-02			ND		
Carbon disulfide-ug/L	0046335-02			ND		
Acrylonitrile-ug/L	0046335-02			ND		
trans-1,2-Dichloroethylene-ug/L	0046335-02			ND		
1,1-Dichloroethane-ug/L	0046335-02			ND		
Methyl ethyl ketone-ug/L	0046335-02			ND		
2,2-Dichloropropane-ug/L	0046335-02			ND		
cis-1,2-Dichloroethylene-ug/L	0046335-02			ND		
Tetrahydrofuran-ug/L	0046335-02			ND		
Chloroform-ug/L	0046335-02			ND		
Bromochloromethane-ug/L	0046335-02			ND		
1,1,1-Trichloroethane-ug/L	0046335-02			ND		
1,1-Dichloropropylene-ug/L	0046335-02			ND		
Carbon tetrachloride-ug/L	0046335-02			ND		
Benzene-ug/L	0046335-02			ND		
1,2-Dichloroethane-ug/L	0046335-02			ND		
Trichloroethylene-ug/L	0046335-02			ND		
1,2-Dichloropropane-ug/L	0046335-02			ND		
Bromodichloromethane-ug/L	0046335-02			ND		
Dibromomethane-ug/L	0046335-02			ND		
MIBK-ug/L	0046335-02			ND		
cis-1,3-Dichloropropylene-ug/L	0046335-02			ND		
Toluene-ug/L	0046335-02			ND		
trans-1,3-Dichloropropylene-ug/L	0046335-02			ND		
1,1,2-Trichloroethane-ug/L	0046335-02			ND		
Methyl butyl ketone-ug/L	0046335-02			ND		
Tetrachloroethylene-ug/L	0046335-02			ND		
1,3-Dichloropropane-ug/L	0046335-02			ND		
Dibromochloromethane-ug/L	0046335-02			ND		
1,2-Dibromoethane-ug/L	0046335-02			ND		

Connecticut Testing Laboratories, Inc.

QUALITY CONTROL REPORT

EPA 8260B Volatile Organics RCP

Order#: 0515065

BLANK WATER	LAB-ID #	Sample Concentr.	Spike Concentr.	QC Test Result	Pct (%) Recovery	RPD
Chlorobenzene-ug/L	0046335-02			ND		
Ethyl Benzene-ug/L	0046335-02			ND		
1,1,1,2-Tetrachloroethane-ug/L	0046335-02			ND		
p/m-Xylene-ug/L	0046335-02			ND		
o-Xylene-ug/L	0046335-02			ND		
Styrene-ug/L	0046335-02			ND		
Bromoform-ug/L	0046335-02			ND		
Isopropylbenzene-ug/L	0046335-02			ND		
1,1,2,2-Tetrachloroethane-ug/L	0046335-02			ND		
Bromobenzene-ug/L	0046335-02			ND		
n-Propylbenzene-ug/L	0046335-02			ND		
1,2,3-Trichloropropane-ug/L	0046335-02			ND		
2-Chlorotoluene-ug/L	0046335-02			ND		
1,2,4-Trimethylbenzene-ug/L	0046335-02			ND		
t-1,4-Dichloro-2-butene-ug/L	0046335-02			ND		
4-Chlorotoluene-ug/L	0046335-02			ND		
tert-Butylbenzene-ug/L	0046335-02			ND		
1,3,5-Trimethylbenzene-ug/L	0046335-02			ND		
p-Isopropyltoluene-ug/L	0046335-02			ND		
1,3-Dichlorobenzene-ug/L	0046335-02			ND		
sec-Butylbenzene-ug/L	0046335-02			ND		
1,4-Dichlorobenzene-ug/L	0046335-02			ND		
n-Butylbenzene-ug/L	0046335-02			ND		
1,2-Dichlorobenzene-ug/L	0046335-02			ND		
1,2-Dibromo-3-chloropropane-ug/L	0046335-02			ND		
1,2,4-Trichlorobenzene-ug/L	0046335-02			ND		
Hexachlorobutadiene-ug/L	0046335-02			ND		
Naphthalene-ug/L	0046335-02			ND		
1,2,3-Trichlorobenzene-ug/L	0046335-02			ND		
CONTROL WATER	LAB-ID #	Sample Concentr.	Spike Concentr.	QC Test Result	Pct (%) Recovery	RPD
Dichlorodifluoromethane-ug/L	0046335-03		48.0	36.0	75.%	
Chloromethane-ug/L	0046335-03		48.0	44.0	91.7%	
Vinyl chloride-ug/L	0046335-03		48.0	43.0	89.6%	
Bromomethane-ug/L	0046335-03		48.0	48.0	100.%	
Chloroethane-ug/L	0046335-03		48.0	49.0	102.1%	
Trichlorofluoromethane-ug/L	0046335-03		48.0	46.0	95.8%	
Trichlorotrifluoroethane-ug/L	0046335-03		48.0	46.0	95.8%	
Acetone-ug/L	0046335-03		48.0	35.0	72.9%	
1,1-Dichloroethylene-ug/L	0046335-03		48.0	50.0	104.2%	

Connecticut Testing Laboratories, Inc.

QUALITY CONTROL REPORT

EPA 8260B Volatile Organics RCP

Order#: 0515065

CONTROL WATER	LAB-ID #	Sample Concentr.	Spike Concentr.	QC Test Result	Pct (%) Recovery	RPD
Methylene chloride-ug/L	0046335-03		48.0	57.0	118.8%	
Methyl tert-butyl ether (MTBE)-ug/L	0046335-03		48.0	53.0	110.4%	
Carbon disulfide-ug/L	0046335-03		48.0	47.0	97.9%	
Acrylonitrile-ug/L	0046335-03		48.0	54.0	112.5%	
trans-1,2-Dichloroethylene-ug/L	0046335-03		48.0	51.0	106.3%	
1,1-Dichloroethane-ug/L	0046335-03		48.0	54.0	112.5%	
Methyl ethyl ketone-ug/L	0046335-03		48.0	36.0	75.%	
2,2-Dichloropropane-ug/L	0046335-03		48.0	53.0	110.4%	
cis-1,2-Dichloroethylene-ug/L	0046335-03		48.0	52.0	108.3%	
Tetrahydrofuran-ug/L	0046335-03		48.0	58.0	120.8%	
Chloroform-ug/L	0046335-03		48.0	51.0	106.3%	
Bromochloromethane-ug/L	0046335-03		48.0	56.0	116.7%	
1,1,1-Trichloroethane-ug/L	0046335-03		48.0	46.0	95.8%	
1,1-Dichloropropylene-ug/L	0046335-03		48.0	48.0	100.%	
Carbon tetrachloride-ug/L	0046335-03		48.0	44.0	91.7%	
Benzene-ug/L	0046335-03		48.0	49.0	102.1%	
1,2-Dichloroethane-ug/L	0046335-03		48.0	49.0	102.1%	
Trichloroethylene-ug/L	0046335-03		48.0	41.0	85.4%	
1,2-Dichloropropane-ug/L	0046335-03		48.0	50.0	104.2%	
Bromodichloromethane-ug/L	0046335-03		48.0	48.0	100.%	
Dibromomethane-ug/L	0046335-03		48.0	48.0	100.%	
MIBK-ug/L	0046335-03		48.0	45.0	93.8%	
cis-1,3-Dichloropropylene-ug/L	0046335-03		48.0	48.0	100.%	
Toluene-ug/L	0046335-03		48.0	47.0	97.9%	
trans-1,3-Dichloropropylene-ug/L	0046335-03		48.0	50.0	104.2%	
1,1,2-Trichloroethane-ug/L	0046335-03		48.0	48.0	100.%	
Methyl butyl ketone-ug/L	0046335-03		48.0	42.0	87.5%	
Tetrachloroethylene-ug/L	0046335-03		48.0	40.0	83.3%	
1,3-Dichloropropane-ug/L	0046335-03		48.0	51.0	106.3%	
Dibromochloromethane-ug/L	0046335-03		48.0	49.0	102.1%	
1,2-Dibromoethane-ug/L	0046335-03		48.0	50.0	104.2%	
Chlorobenzene-ug/L	0046335-03		48.0	42.0	87.5%	
Ethyl Benzene-ug/L	0046335-03		48.0	43.0	89.6%	
1,1,1,2-Tetrachloroethane-ug/L	0046335-03		48.0	48.0	100.%	
p/m-Xylene-ug/L	0046335-03		96.0	88.0	91.7%	
o-Xylene-ug/L	0046335-03		48.0	48.0	100.%	
Styrene-ug/L	0046335-03		48.0	49.0	102.1%	
Bromoform-ug/L	0046335-03		48.0	45.0	93.8%	
Isopropylbenzene-ug/L	0046335-03		48.0	45.0	93.8%	
1,1,2,2-Tetrachloroethane-ug/L	0046335-03		48.0	49.0	102.1%	

Connecticut Testing Laboratories, Inc.

QUALITY CONTROL REPORT

EPA 8260B Volatile Organics RCP

Order#: 0515065

CONTROL WATER	LAB-ID #	Sample Concentr.	Spike Concentr.	QC Test Result	Pct (%) Recovery	RPD
Bromobenzene-ug/L	0046335-03		48.0	46.0	95.8%	
n-Propylbenzene-ug/L	0046335-03		48.0	47.0	97.9%	
1,2,3-Trichloropropane-ug/L	0046335-03		48.0	48.0	100.%	
2-Chlorotoluene-ug/L	0046335-03		48.0	47.0	97.9%	
1,2,4-Trimethylbenzene-ug/L	0046335-03		48.0	41.0	85.4%	
t-1,4-Dichloro-2-butene-ug/L	0046335-03		48.0	45.0	93.8%	
4-Chlorotoluene-ug/L	0046335-03		48.0	48.0	100.%	
tert-Butylbenzene-ug/L	0046335-03		48.0	41.0	85.4%	
1,3,5-Trimethylbenzene-ug/L	0046335-03		48.0	42.0	87.5%	
p-Isopropyltoluene-ug/L	0046335-03		48.0	42.0	87.5%	
1,3-Dichlorobenzene-ug/L	0046335-03		48.0	44.0	91.7%	
sec-Butylbenzene-ug/L	0046335-03		48.0	41.0	85.4%	
1,4-Dichlorobenzene-ug/L	0046335-03		48.0	44.0	91.7%	
n-Butylbenzene-ug/L	0046335-03		48.0	39.0	81.3%	
1,2-Dichlorobenzene-ug/L	0046335-03		48.0	42.0	87.5%	
1,2-Dibromo-3-chloropropane-ug/L	0046335-03		48.0	43.0	89.6%	
1,2,4-Trichlorobenzene-ug/L	0046335-03		48.0	43.0	89.6%	
Hexachlorobutadiene-ug/L	0046335-03		48.0	40.0	83.3%	
Naphthalene-ug/L	0046335-03		48.0	39.0	81.3%	
1,2,3-Trichlorobenzene-ug/L	0046335-03		48.0	40.0	83.3%	

Type of QC	Surrogates	% Recovered	QC Limits (%)	
BLANK	1,2-Dichloroethane-d4	93%	70	130
BLANK	Toluene-d8	88%	70	130
BLANK	4-Bromofluorobenzene	96%	70	130
Type of QC	**Surrogates**	**% Recovered**	**QC Limits (%)**	
CONTROL	1,2-Dichloroethane-d4	90%	70	130
CONTROL	Toluene-d8	89%	70	130
CONTROL	4-Bromofluorobenzene	103%	70	130

Connecticut Testing Laboratories, Inc.

QUALITY CONTROL REPORT

EPA 8270C PAH - RCP

Order#: 0515065

BLANK WATER	LAB-ID #	Sample Concentr.	Spike Concentr.	QC Test Result	Pct (%) Recovery	RPD
Naphthalene-ug/L	0046363-02			ND		
2-Methylnaphthalene-ug/L	0046363-02			ND		
2-Chloronaphthalene-ug/L	0046363-02			ND		
Acenaphthylene-ug/L	0046363-02			ND		
Acenaphthene-ug/L	0046363-02			ND		
Fluorene-ug/L	0046363-02			ND		
Phenanthrene-ug/L	0046363-02			ND		
Anthracene-ug/L	0046363-02			ND		
Carbazole-ug/L	0046363-02			ND		
Fluoranthene-ug/L	0046363-02			ND		
Pyrene-ug/L	0046363-02			ND		
Benzo(a)anthracene-ug/L	0046363-02			ND		
Chrysene-ug/L	0046363-02			ND		
Benzo(b)fluoranthene-ug/L	0046363-02			ND		
Benzo(k)fluoranthene-ug/L	0046363-02			ND		
Benzo(a)pyrene-ug/L	0046363-02			ND		
Indeno(1,2,3-cd)Pyrene-ug/L	0046363-02			ND		
Dibenzo(a,h)Anthracene-ug/L	0046363-02			ND		
Benzo(g,h,i)Perylene-ug/L	0046363-02			ND		

CONTROL WATER	LAB-ID #	Sample Concentr.	Spike Concentr.	QC Test Result	Pct (%) Recovery	RPD
Naphthalene-ug/L	0046363-03		10.0	10.2	102.%	
2-Methylnaphthalene-ug/L	0046363-03		10.0	10.0	100.%	
2-Chloronaphthalene-ug/L	0046363-03		10.0	9.7	97.%	
Acenaphthylene-ug/L	0046363-03		1.0	0.970	97.%	
Acenaphthene-ug/L	0046363-03		10.0	10.1	101.%	
Fluorene-ug/L	0046363-03		10.0	9.5	95.%	
Phenanthrene-ug/L	0046363-03		1.0	1.03	103.%	
Anthracene-ug/L	0046363-03		10.0	9.7	97.%	
Carbazole-ug/L	0046363-03		10.0	11.0	110.%	
Fluoranthene-ug/L	0046363-03		10.0	9.1	91.%	
Pyrene-ug/L	0046363-03		10.0	9.4	94.%	
Benzo(a)anthracene-ug/L	0046363-03		1.0	0.970	97.%	
Chrysene-ug/L	0046363-03		10.0	10.4	104.%	
Benzo(b)fluoranthene-ug/L	0046363-03		1.0	1.04	104.%	
Benzo(k)fluoranthene-ug/L	0046363-03		1.0	1.09	109.%	
Benzo(a)pyrene-ug/L	0046363-03		1.0	1.01	101.%	
Indeno(1,2,3-cd)Pyrene-ug/L	0046363-03		1.0	1.08	108.%	
Dibenzo(a,h)Anthracene-ug/L	0046363-03		1.0	1.06	106.%	
Benzo(g,h,i)Perylene-ug/L	0046363-03		10.0	10.6	106.%	

Connecticut Testing Laboratories, Inc.

QUALITY CONTROL REPORT

EPA 8270C PAH - RCP

Order#: 0515065

Type of QC	Surrogates	% Recovered	QC Limits (%)	
BLANK	Nitrobenzene-d5	91%	70	130
BLANK	2-Fluorobiphenyl	97%	70	130
BLANK	p-Terpenyl-d14	96%	40	130
Type of QC	**Surrogates**	**% Recovered**	**QC Limits (%)**	
CONTROL	Nitrobenzene-d5	105%	30	130
CONTROL	2-Fluorobiphenyl	107%	15	120
CONTROL	p-Terpenyl-d14	110%	30	130

RCP DQA SUMMARY TABLE

EPA Method 6010B

CTL Lab # 0515065
Client: Comprehensive Environmental Inc.
Project: 284-17

CTL Sample #	Analyte	QC Type	Date Tested	Spike Value	Result	RCP Criteria	%R	RPD	Bias	DEVIATIONS
6006-6012,6014	8 RCRA,Cu,Ni,Zn (less Hg)	ICAL	5/10/2015	3 Levels	Pass	"r" > 0.995				No Anomalies
6006-6012,6014	8 RCRA,Cu,Ni,Zn (less Hg)	ICV	5/10/2015	Varies	Pass	±10% TV				No Anomalies
6006-6012,6014	8 RCRA,Cu,Ni,Zn (less Hg)	ICVD	5/10/2015	Varies	Pass	<5% RPD				No Anomalies
6006-6012,6014	8 RCRA,Cu,Ni,Zn (less Hg)	ICB	5/10/2015	0.0	Pass	<RL				No Anomalies
6006-6012,6014	8 RCRA,Cu,Ni,Zn (less Hg)	LLCC	5/10/2015	</=RL	Pass	±30% except Sb, As, Co & Tl +50%				No Anomalies
6006-6012,6014	8 RCRA,Cu,Ni,Zn (less Hg)	CCV	5/10/2015	1.00	Pass	±10% TV				No Anomalies
6006-6012,6014	8 RCRA,Cu,Ni,Zn (less Hg)	CCVD	5/10/2015	1.00	Pass	<5% RPD				No Anomalies
6006-6012,6014	8 RCRA,Cu,Ni,Zn (less Hg)	CCB	5/10/2015	0.0	Pass	<RL				No Anomalies
6006-6012,6014	8 RCRA,Cu,Ni,Zn (less Hg)	ICSA/B	5/10/2015	Varies	Pass	±20%				No Anomalies
6006-6012,6014	8 RCRA,Cu,Ni,Zn (less Hg)	MB	5/10/2015	0.0	Pass	Targets<RL				No Anomalies
6006-6012,6014	8 RCRA,Cu,Ni,Zn (less Hg)	LCS	5/10/2015	Varies	Pass	±20%R				No Anomalies
	8 RCRA,Cu,Ni,Zn (less Hg)	MS	----	Varies	----	75-125% R	----	----	----	
	8 RCRA,Cu,Ni,Zn (less Hg)	MD	----	----	----	<20% RPD Aqueous, <35% RPD Solid	----	----	----	
	8 RCRA,Cu,Ni,Zn (less Hg)	MSD	----	Varies	----	<20% RPD Aqueous, <35% RPD Solid	----	----	----	

ICAL = Initial Calibration
ICV= Initial Calibration Verification
ICVD= Intial Caibration Verification Dupe
ICB= Initial Calibration Blank
LLCC= Low Level Calibration Check (CRDL)
CCV= Continuing Calibration Verification
CCVD= Continuing Calibration Verification Duplicate

CCB= Continuing Calibration Blank
ICSA/B= Interference Check Standards
MB= Method Blank
LCS= Laboratory Control Sample
MS= Matrix Spike
MSD= Matrix Spike Duplicate
MD= Matrix Duplicate

"r"= Correlation Coefficient
TV= True Value
RPD= Relative Percent Difference
%R= % Recovery
RL= reporting Level

RCP DQA SUMMARY TABLE

EPA Method 7470A/7471A

CTL Lab No.: 0515065
Client: Comprehensive Environmental Inc.
Project: 284-17

CTL Sample #	Analyte	QC Type	Date Tested	Spike Value	Result	RCP Criteria	%R	RPD	Bias	DEVIATIONS
6006-6012,6014	Mercury	ICAL	5/11/2015	6 Levels	Pass	"r" > 0.995				No Anomalies
6006-6012,6014	Mercury	ICV	5/11/2015	Varies	Pass	±10% TV				No Anomalies
6006-6012,6014	Mercury	ICB	5/11/2015	0.0	Pass	<RL				No Anomalies
6006-6012,6014	Mercury	Beg CCV	5/11/2015	0.005	Pass	±20% TV				No Anomalies
6006-6012,6014	Mercury	CCB	5/11/2015	0.0	Pass	<RL				No Anomalies
6006-6012,6014	Mercury	MB	5/11/2015	0.0	Pass	<RL				No Anomalies
6006-6012,6014	Mercury	LCS	5/11/2015	Varies	Pass	±20% TV Aqueous, 95% CL				No Anomalies
	Mercury	MD	----	----	----	±20% RPD Aqueous, ±35% RPD	----	----	----	
	Mercury	MS	----	Varies	----	75-125% R	----	----	----	
	Mercury	MSD	----	Varies	----	75-125% R	----	----	----	
6006-6012,6014	Mercury	End CCV	5/11/2015	0.005	Pass	±20% TV				No Anomalies

ICAL = Initial Calibration
ICV= Initial Calibration Verification
ICB= Initial Calibration Blank
Beg CCV= Beginning Continuing Calibration Verification
CCB= Continuing Calibration Verification
End CCV= End Continuing Calibration Verification

MB= Method Blank
LCS= Laboratory Control Sample
MD= Matrix Dupe
MS= Matrix Spike
MSD= Matrix Spike Duplicate

r= Correlation Coefficient
TV= True Value
RL= Reporting Level
CL = Confidence Limits
RPD= Relative Percent Difference
%R= % Recovery

CONNECTICUT TESTING LAB'S, INC.

RCP DQA SUMMARY TABLE

EPA Method 9010B

CTL Lab # 0515065
Client: COMP. ENV.
Project: 284-17

CTL Sample #	Analyte	QC Type	Date Tested	Spike Value	Result	RCP Criteria	%R	RPD	Bias	DEVIATIONS
6006-6012,6014	Cyanide, Total	ICAL	5/13/2015	5 Levels	Pass	"r" > 0.995				No Anomalies
6006-6012,6014	Cyanide, Total	ICV	5/13/2015	0.10	Pass	±15%TV				No Anomalies
6006-6012,6014	Cyanide, Total	Beg CCV	5/13/2015	0.15	Pass	±15%TV				No Anomalies
6006-6012,6014	Cyanide, Total	Beg CCB	5/13/2015	0.0	Pass	<RL				No Anomalies
6006-6012,6014	Cyanide, Total	MB	5/13/2015	0.0	Pass	<RL				No Anomalies
6006-6012,6014	Cyanide, Total	LCS	5/13/2015	Varies	Pass	±20% R Water 95% CL Solid				No Anomalies
----	Cyanide, Total	MD	----	Varies	----	≤20% RPD Water ≤35% RPD Solid	----	----	----	---
----	Cyanide, Total	MS	----	Varies	----	75-125% R	----	----	----	---
6006-6012,6014	Cyanide, Total	End CCV	5/13/2015	0.15	Pass	±15%TV				No Anomalies
6006-6012,6014	Cyanide, Total	End CCB	5/13/2015	0.0	Pass	<RL				No Anomalies

L= Low H=High NDR= Non Directional
ICAL = Initial Calibration
ICV= Initial Calibration Verification
Beg CCV= Beginning Continuing Calibration Verification
CCB= Continuing Calibration Blank
End CCV= Ending Continuing Calibration Verification

MB= Method Blank
LCS= Laboratory Control Sample
MD= Matrix Duplicate
MS= Matrix Spike

"r"= Correlation Coefficient
TV= True Value
RL= Reporting Level
%R= % Recovery
CL= Confidence Limits

RCP DQA SUMMARY TABLE

CT ETPH

CTL Lab # 0515065
Client: COMP. ENV.
Project: 284-17

CTL Sample #	Analyte	QC Type		Calibr. Date			Criteria				Notes
6006-6012,6014	CT ETPH	ICAL		9/9/14			≤30% RSD				No Anomalies
6006-6012,6014	CT ETPH	ICV		9/9/14			See Method				No Anomalies
6006-6012,6014	CT ETPH	DChk		9/9/14			+/- 20% D				Meets Method Requirements

		QC Type	Result	Spike Value	%D	%R	Criteria	Bias	RPD	RPD Bias	
6006-6012,6014	CT ETPH	CCAL					+/-30%D				No Anomalies
6006-6012,6014	CT ETPH	DChk					Pass				Meets Method Requirements
6006-6012,6014	CT ETPH	MB	ND				Targets <RL				No Anomalies
6006-6012,6014	CT ETPH	LCS					60-120%R				No Anomalies
6006-6012,6014	CT ETPH	SR					50-150%R				No Anomalies
----	CT ETPH	MS	----	----		----	50-150%R	----	----	----	----
----	CT ETPH	MSD	----	----		----	50-150%R RPD≤30	----	----	----	----

L=Low H= High NDR=Non Directional
ICAL = Initial Calibration
ICV= Initial Calibration Verification
DChk= Discrimination Check
CCAL=Continuing Calibration

MB= Method Blank
LCS= Laboratory Control Sample
SR= Surrogate Recovery
MS= Matrix Spike
MSD= Matrix Spike Duplicate

RSD= Relative Standard Deviation
%D=% Drift
%R= % Recovery
RPD= Relative Percent Difference

CONNECTICUT TESTING LAB'S, INC.

RCP DQA SUMMARY TABLE

EPA Method 8260B

CTL Lab No.: 0515065
Client: Comprehensive Environmental Inc.
Project: 284-17

CTL Sample #	Analyte	QC Type		Calibr. Date	%DEV	RF	RCP Criteria	Bias			Notes
6006, 6007, 6009-6014	ALL	ICAL		5/1/15			≤15% RSD, CCCs ≤30% RSD, RF≥0.05				No Anomalies
6006, 6007, 6009-6014	ALL	ICV		5/1/15			+/- 20% Dev				No Anomalies
6006, 6007, 6009-6014	ALL	ITUNE		5/1/15			See Method				No Anomalies

		QC Type	Result	Spike Value	%D	%R	RCP Criteria	Bias	RPD	RPD Bias	
6006, 6007, 6009-6014	ALL	CCAL					+/-30%D				No Anomalies
6006, 6007, 6009-6014	ALL	TUNE					See Method				No Anomalies
6006, 6007, 6009-6014	ALL	MB	ND				<RL				No Anomalies
6006, 6007, 6009-6014	ALL	LCS					70-130%R				No Anomalies
6006, 6007, 6009-6014	ALL	SR					70-130%R				No Anomalies
6006, 6007, 6009-6014	ALL	IS					50% to 200% A				No Anomalies
	ALL	MS	----	----		----	70-130%R	----			
	ALL	MSD	----	----		----	RPD≤30%	----	----	----	
	ALL	DUPE	----	----		----	RPD≤30%	----	----	----	

BATCH = Series of samples analyzed under one DQA summary.

Bias: L=Low H= High NDR=Non Directional

ITUNE= Initial Tune BFB

ICAL = Initial Calibration

ICV= Initial Calibration Verification 2nd Source

CCAL=Continuing Calibration

A= Area counts compared to CCAL

CCCs= Calibration Check Compounds

MB= Method Blank

LCS= Laboratory Control Sample

SR=Surrogate Recovery %

MS= Matrix Spike

MSD= Matrix Spike Dupe

DUPE= Laboratory Duplicate

% RSD= Relative Standard Deviation

%R= % Recovery

%D= % Drift

RPD= Relative Percent Difference

IS= Internal Standard

ND= None Detected

RCP DQA SUMMARY TABLE

SIM MODE 0.050 to 2.00 ug/L

EPA Method 8270C

PAH ONLY

CTL Lab No.: **0515065**
Client: **Comprehensive Environmental Inc.**
Project: **284-17**

CTL Sample #	Analyte	QC Type		Calibr. Date			RCP Criteria				Notes
6006-6012, 6014	All SIM Compounds *	TUNE		5/11/15			See Method				No Anomalies
6006-6012, 6014	All SIM Compounds *	ICAL Scan		5/11/15			≤15% RSD				No Anomalies
6006-6012, 6014	All SIM Compounds *	ICV		5/11/15			80-120% R <20% Out OK but must be 65-135%R				No Anomalies

		QC Type	Result	Spike Value	%D	%R	RCP Criteria	Bias	RPD	RPD Bias	
6006-6012, 6014	All SIM Compounds *	TUNE					See Method				No Anomalies
6006-6012, 6014	All SIM Compounds *	CCAL					≤30%D, CCCs ≤20%D				No Anomalies
6006-6012, 6014	All SIM Compounds *	MB	ND				<RL				No Anomalies
6006-6012, 6014	All SIM Compounds *	LCS					BN 40-140%R, Acids 30-130%R				No Anomalies
6006-6012, 6014	All SIM Compounds *	SR					BN 30-130%R, Acids 15-110%				No Anomalies
6006-6012, 6014	All SIM Compounds *	IS					-50% to 100% A				No Anomalies
		MS	----	----		----	BN 40-140%R, Acids 30-130%R	----	----	----	
		MSD	----	----		----	Water ≤20% RPD, Soil ≤30% RPD	----	----	----	

TUNE= Initial Tune (DFTPP)
ICAL = Initial Calibration
ICV= Initial Calibration Verification
CCAL=Continuing Calibration
CCC= Calibration Check Compound
L=Low, H= High NDR = Non Directional

LCS= Laboratory Control Sample
SR=Surrogate Recovery %
MS= Matrix Spike
MSD= Matrix Spike Duplicate
IS= Internal standard
MB= Method Blank

% RSD= Relative Standard Devaition
%R= % Recovery
%D= % Drift
RPD= Relative Percent Difference
A= Area counts compared to CCAL

*** SIM compound list**

Acenaphthylene
Phenanthrene
Benzo(a)anthracene
Benzo(b)fluoranthene
Benzo(k)fluoranthene
Benzo(a)pyrene
Indeno(123cd)pyrene
Dibenzo(ah)anthracene

RCP DQA SUMMARY TABLE

EPA Method 8270C

SCAN MODE 0.7 to 40.0 ug/L

CTL Lab No.: **0515065**
Client: **Comprehensive Enivronmental Inc.**
Project: **284-17**

CTL Sample #	Analyte	QC Type		Calibr. Date			RCP Criteria	RF			Notes
6006-6012, 6014	ALL	TUNE		5/11/15			See Method				No Anomalies
6006-6012, 6014	ALL	ICAL Scan		5/11/15			≤15% RSD				No Anomalies
6006-6012, 6014	ALL	ICV		5/11/15			80-120% R				No Anomalies

		QC Type	Result	Spike Value	%D	%R	RCP Criteria	Bias	RPD	RPD Bias	
6006-6012, 6014	ALL	TUNE					See Method				No Anomalies
6006-6012, 6014	ALL	CCAL					≤30%D, CCCs ≤20%D				No Anomalies
6006-6012, 6014	ALL	MB	ND				<RL				No Anomalies
6006-6012, 6014	ALL	LCS					BN 40-140%R, Acids 30-130%R				No Anomalies
6006-6012, 6014	ALL	SR					BN 30-130%R, Acids 15-110%				No Anomalies
6006-6012, 6014	ALL	IS					-50% to 100% A				No Anomalies
	ALL	MS	----	----		----	BN 40-140%R, Acids 30-130%R	----	----	----	
	ALL	MSD	----	----		----	Water ≤20% RPD, Soil ≤30% RPD	----	----	----	

TUNE= Initial Tune (DFTPP)
ICAL = Initial Calibration
ICV= Initial Calibration Verification
CCAL=Continuing Calibration
CCC= Calibration Check Compound
L=Low, H= High NDR = Non Directional

LCS= Laboratory Control Sample
SR=Surrogate Recovery %
MS= Matrix Spike
MSD= Matrix Spike Duplicate
IS= Internal standard
MB= Method Blank

% RSD= Relative Standard Devaition
%R= % Recovery
%D= % Drift
RPD= Relative Percent Difference
A= Area counts compared to CCAL

(CTL #6011) T-MW3 per email 5/27

Change ID to: T-MW3

* Dates changed per Ryan M. email 5/6

CHAIN OF CUSTODY RECORD

One vial broken Two vials broken (cannot run VOCs on this sample)

Lab Tracking # 051505

Requested Analyses

Client	Comprehensive Environmental Inc.															Quote ID
Project/PO#	Groundwater Samples / 284-17															PBLLC Rate per Teg; No Sales Tax - City of New Britain Project
Sampler(s)				signature												
	Ryan Mouradian			print	RSR											Notes
Lab Use	Field ID (please print)	*Date	Time	# of Bottles	Criteria	PAHs	VOCs	ETPH	RCRA8 Metals	Copper	Nickel	Zinc	Cyanide	Dissolved Metals		
6006	PS-MW1 5/5	5/4/15	9:75	7	RDEC/GAPMC	X	X	X	X	X	X	X	X	X		filter then hold dissolved metals
07	PS-MW2 5/4	5/3/15	1:45	7	RDEC/GAPMC	X	X	X	X	X	X	X	X	X		filter then hold dissolved metals
08	PS-MW3 5/4	5/3/15	11:20	7 5	RDEC/GAPMC	X	(X)	X	X	X	X	X	X	X		filter then hold dissolved metals
09	PS-MW4 5/4	5/3 '15	3:90	7 6	RDEC/GAPMC	X	(X)	X	X	X	X	X	X	X		filter then hold dissolved metals
10	VL-MW1 5/5	5/4/15	1:00	7	RDEC/GAPMC	X	X	X	X	X	X	X	X	X		filter then hold dissolved metals
—	~~T-MW1~~			7	RDEC/GAPMC	X	X	X	X	X	X	X	X	X		filter then hold dissolved metals
6011	T-MW2 5/5	5/4/15	3:20	7	RDEC/GAPMC	X	X	X	X	X	X	X	X	X		filter then hold dissolved metals
—	~~T-MW3~~			7	RDEC/GAPMC	X	X	X	X	X	X	X	X	X		filter then hold dissolved metals
—	~~GC-MW1~~			7	RDEC/GAPMC	X	X	X	X	X	X	X	X	X		filter then hold dissolved metals
—	~~GC-MW4~~			7	RDEC/GAPMC	X	X	X	X	X	X	X	X	X		filter then hold dissolved metals
—	~~GC-MW5~~			7	RDEC/GAPMC	X	X	X	X	X	X	X	X	X		filter then hold dissolved metals
—	~~GC-MW6~~	5/5/15		7	RDEC/GAPMC	X	X	X	X	X	X	X	X	X		filter then hold dissolved metals
6012	PS -MW 1 DUP	5/4/15	9:55	7	RDEC/GAPMC	X	X	X	X	X	X	X	X	X		filter then hold dissolved metals
—	~~MW DUP~~			7	RDEC/GAPMC	X	X	X	X	X	X	X	X	X		filter then hold dissolved metals
6013	Trip Blank	5		2			X									
14	Equipment 5/5	5/4/15	4:85	7		X	X	X	X	X	X	X	X	X		filter then hold diss. metals

Relinquished By: (Signature)	Date / Time	Received By: (Signature)	Date / Time	Received By Laboratory: (Signature)	Date / Time
	5/4 1650				5/5/15 1650
Relinquished By: (Signature)	Date / Time	Received By: (Signature)	Date / Time		
Relinquished By: (Signature)	Date / Time	Received By: (Signature)	Date / Time		

1.0°C

Turn Around Time

24 HR* ☐ 3 Day* ☐ 5 Day X

48HR* ☐ 4 Day* ☐ 10 Day ☐

RCP, Excel, PDF to jcajigas@ceiengineers.com;

*Turnaround times less than " 5 Days" may be subject to priority fee charges. CTL will not be held liable for incorrectly filled out Chain of Custody Records Samples held for 45 days from r pdf to paul@paulburgessllc.com

Connecticut Testing Laboratories, Inc.
165 Gracey Ave. / Meriden, CT 06451
Tel. (203)-634-3731 / Fax (203) 630-1336

Appendix F
Background Methodology for Metals

Background Methodology for Metals

A statistical analysis was performed to identify background concentrations for metals at the site. EPA's ProUCL Version 5.0 software was used to identify outliers in the metals data through graphical representation using Box Plots and Quantile-Quantile Plots. All metals data collected from the site, including non-detect data (represented by the laboratory Reportable Limit (RL)) was used in this initial analysis. Following is a brief description of the two types of plots.

- Box plots – The shaded box represents data from the first quartile (25th percentile) to the third quartile (75th percentile). The horizontal line drawn inside the box represents the median of the data. The two vertical lines, called whiskers, go from the two quartiles to the smallest and largest non-outliers. Outliers are plotted separately as points on the chart.

- Q-Q Plots – Q-Q plots are used to check the validity of a distributional assumption for a data set. In general, the basic idea is to compute the theoretically expected value for each data point based on the distribution in question. If the data follow the assumed distribution, the points on the Q-Q plot with fall approximately on a straight line.

The Box Plots and Q-Q Plots generated in ProUCL for each metal are attached. The points outside of the upper whiskers on the Box Plot were identified as outliers and removed from the data set. ProUCL was then used to compute Upper Limits to estimate Background Threshold Values (BTV) using the revised data set (e.g., outliers removed). All available statistical methods were selected for the analysis. The lowest 90th percentile value calculated from all of the statistical methods was selected to represent background values. The Upper Limit/BTV analysis is attached.

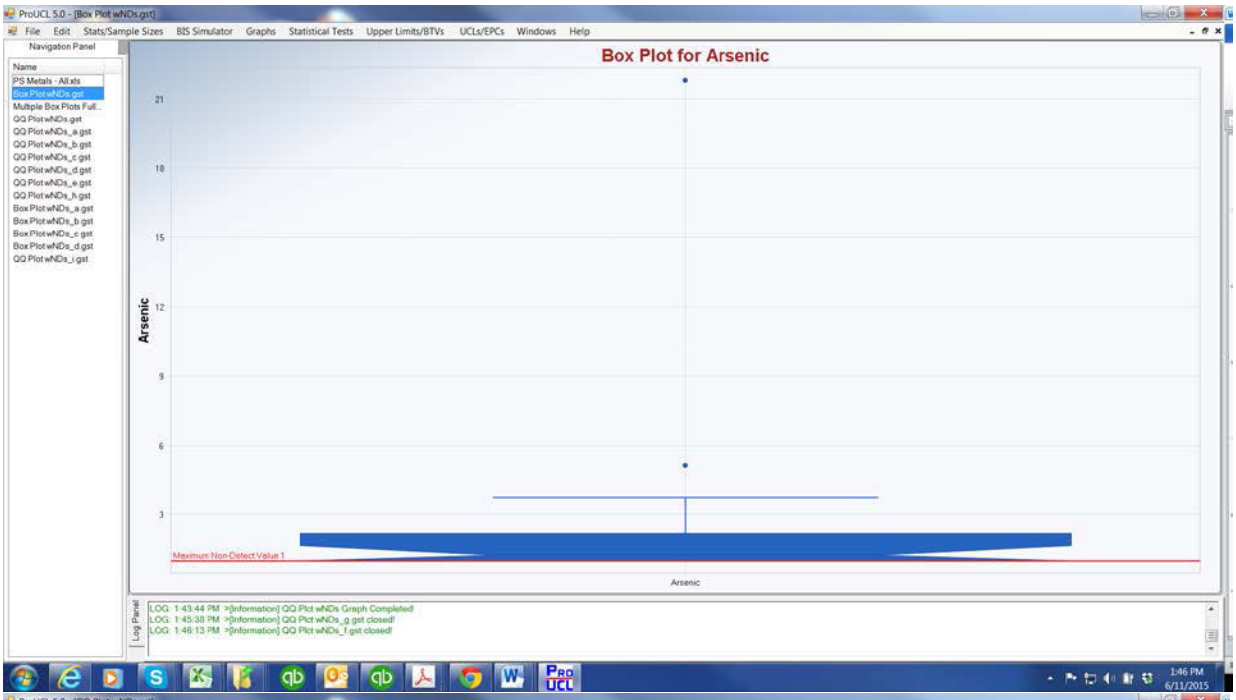
ProUCL 5.0 - [Box Plot wNDs.gst]
File Edit Stats/Sample Sizes BIS Simulator Graphs Statistical Tests Upper Limits/BTVs UCLs/EPCs Windows Help
Navigation Panel
Name
PS Metals - All.xls
Box Plot wNDs.gst
Multiple Box Plots Full...
QQ Plot wNDs.gst
QQ Plot wNDs_a.gst
QQ Plot wNDs_b.gst
QQ Plot wNDs_c.gst
QQ Plot wNDs_d.gst
QQ Plot wNDs_e.gst
QQ Plot wNDs_h.gst
Box Plot wNDs_a.gst
Box Plot wNDs_b.gst
Box Plot wNDs_c.gst
Box Plot wNDs_d.gst
QQ Plot wNDs_i.gst
Box Plot for Arsenic
Arsenic
21
18
15
12
9
6
3
Maximum Non-Detect Value 1
Arsenic
Log Panel
LOG: 1:43:44 PM >[Information] QQ Plot wNDs Graph Completed
LOG: 1:45:38 PM >[Information] QQ Plot wNDs_g.gst closed!
LOG: 1:46:13 PM >[Information] QQ Plot wNDs_f.gst closed!
1:46 PM
6/11/2015

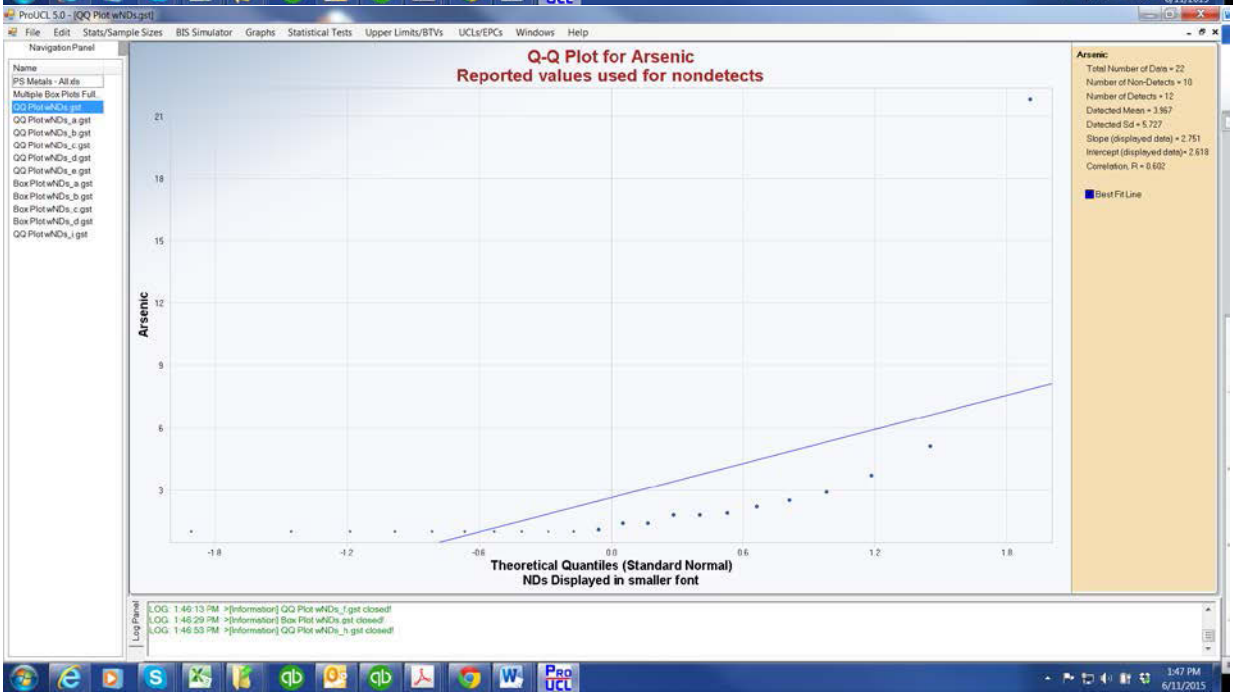
ProUCL 5.0 - [QQ Plot wNDs.gst]
File Edit Stats/Sample Sizes BIS Simulator Graphs Statistical Tests Upper Limits/BTVs UCLs/EPCs Windows Help
Navigation Panel
Name
PS Metals - All.xls
Multiple Box Plots Full...
QQ Plot wNDs.gst
QQ Plot wNDs_a.gst
QQ Plot wNDs_b.gst
QQ Plot wNDs_c.gst
QQ Plot wNDs_d.gst
QQ Plot wNDs_e.gst
Box Plot wNDs_a.gst
Box Plot wNDs_b.gst
Box Plot wNDs_c.gst
Box Plot wNDs_d.gst
QQ Plot wNDs_i.gst
Q-Q Plot for Arsenic
Reported values used for nondetects
Arsenic
21
18
15
12
9
6
3
-1.8
-1.2
-0.6
0.0
0.6
1.2
1.8
Theoretical Quantiles (Standard Normal)
NDs Displayed in smaller font
Arsenic:
Total Number of Data = 22
Number of Non-Detects = 10
Number of Detects = 12
Detected Mean = 3.967
Detected Sd = 5.727
Slope (displayed data) = 2.751
Intercept (displayed data) = 2.618
Correlation, R = 0.602
Best Fit Line
Log Panel
LOG: 1:46:13 PM >[Information] QQ Plot wNDs_f.gst closed!
LOG: 1:46:29 PM >[Information] Box Plot wNDs.gst closed!
LOG: 1:46:53 PM >[Information] QQ Plot wNDs_h.gst closed!
1:47 PM
6/11/2015

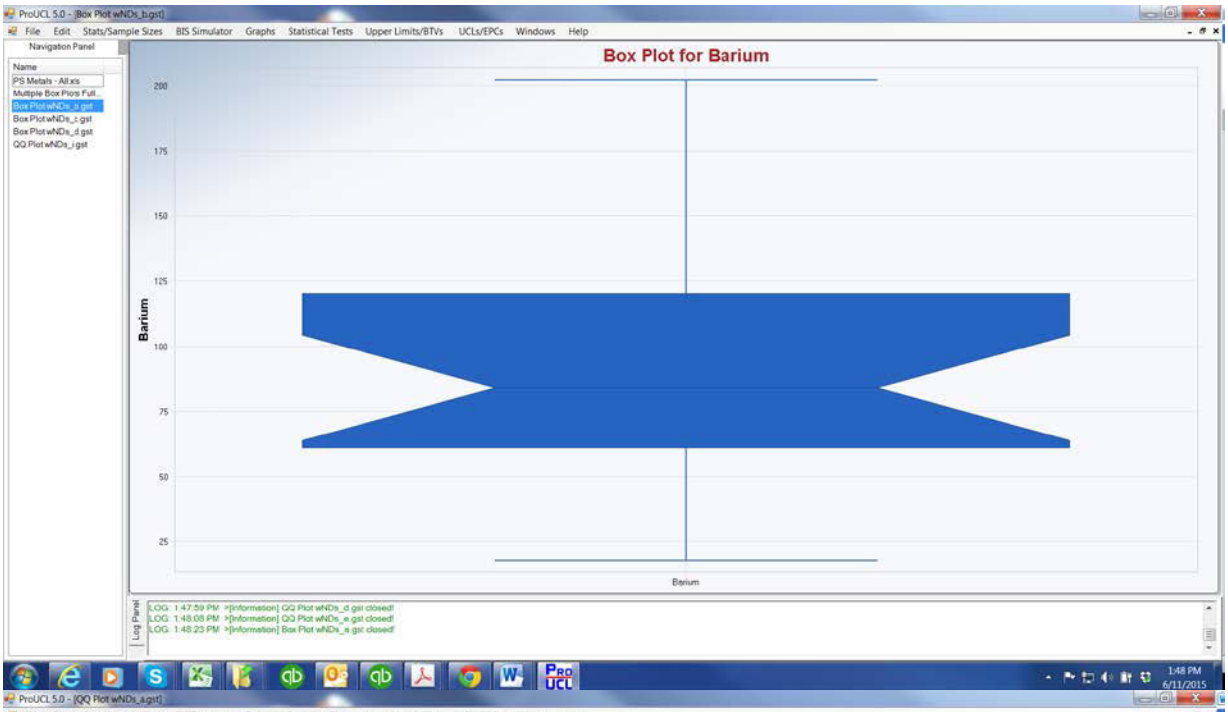
ProUCL 5.0 - [Box Plot wNDs_b.gst]
File Edit Stats/Sample Sizes BIS Simulator Graphs Statistical Tests Upper Limits/BTVs UCLs/EPCs Windows Help
Navigation Panel
Name
PS Metals - All.xls
Multiple Box Plots Full...
Box Plot wNDs_b.gst
Box Plot wNDs_c.gst
Box Plot wNDs_d.gst
QQ Plot wNDs_i.gst
Box Plot for Barium
Barium
200
175
150
125
100
75
50
25
Barium
Log Panel
LOG: 1:47:59 PM >[Information] QQ Plot wNDs_d.gst closed!
LOG: 1:48:08 PM >[Information] QQ Plot wNDs_e.gst closed!
LOG: 1:48:23 PM >[Information] Box Plot wNDs_a.gst closed!
1:48 PM
6/11/2015

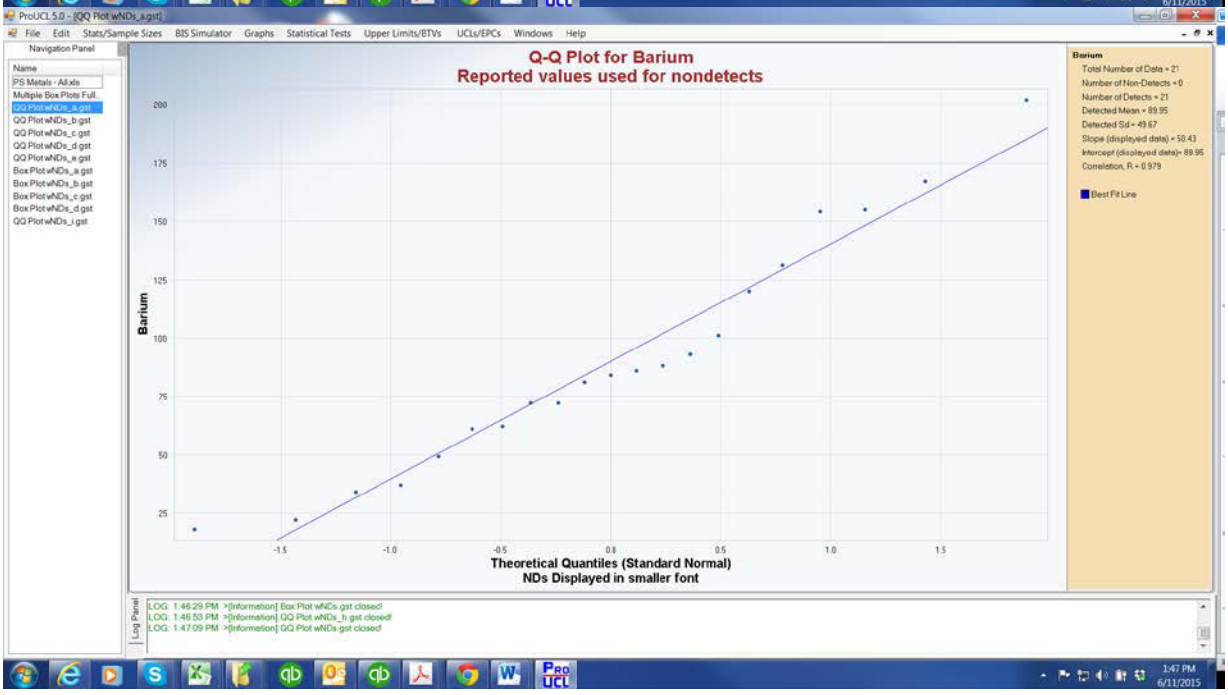
ProUCL 5.0 - [QQ Plot wNDs_a.gst]
File Edit Stats/Sample Sizes BIS Simulator Graphs Statistical Tests Upper Limits/BTVs UCLs/EPCs Windows Help
Navigation Panel
Name
PS Metals - All.xls
Multiple Box Plots Full...
QQ Plot wNDs_a.gst
QQ Plot wNDs_b.gst
QQ Plot wNDs_c.gst
QQ Plot wNDs_d.gst
QQ Plot wNDs_e.gst
Box Plot wNDs_a.gst
Box Plot wNDs_b.gst
Box Plot wNDs_c.gst
Box Plot wNDs_d.gst
QQ Plot wNDs_i.gst
Q-Q Plot for Barium
Reported values used for nondetects
Barium
Total Number of Data = 21
Number of Non-Detects = 0
Number of Detects = 21
Detected Mean = 89.95
Detected Sd = 49.67
Slope (displayed data) = 50.43
Intercept (displayed data)= 89.95
Correlation, R = 0.979
Best Fit Line
Barium
200
175
150
125
100
75
50
25
-1.5
-1.0
-0.5
0.0
0.5
1.0
1.5
Theoretical Quantiles (Standard Normal)
NDs Displayed in smaller font
Log Panel
LOG: 1:46:29 PM >[Information] Box Plot wNDs.gst closed!
LOG: 1:46:53 PM >[Information] QQ Plot wNDs_h.gst closed!
LOG: 1:47:09 PM >[Information] QQ Plot wNDs.gst closed!
1:47 PM
6/11/2015

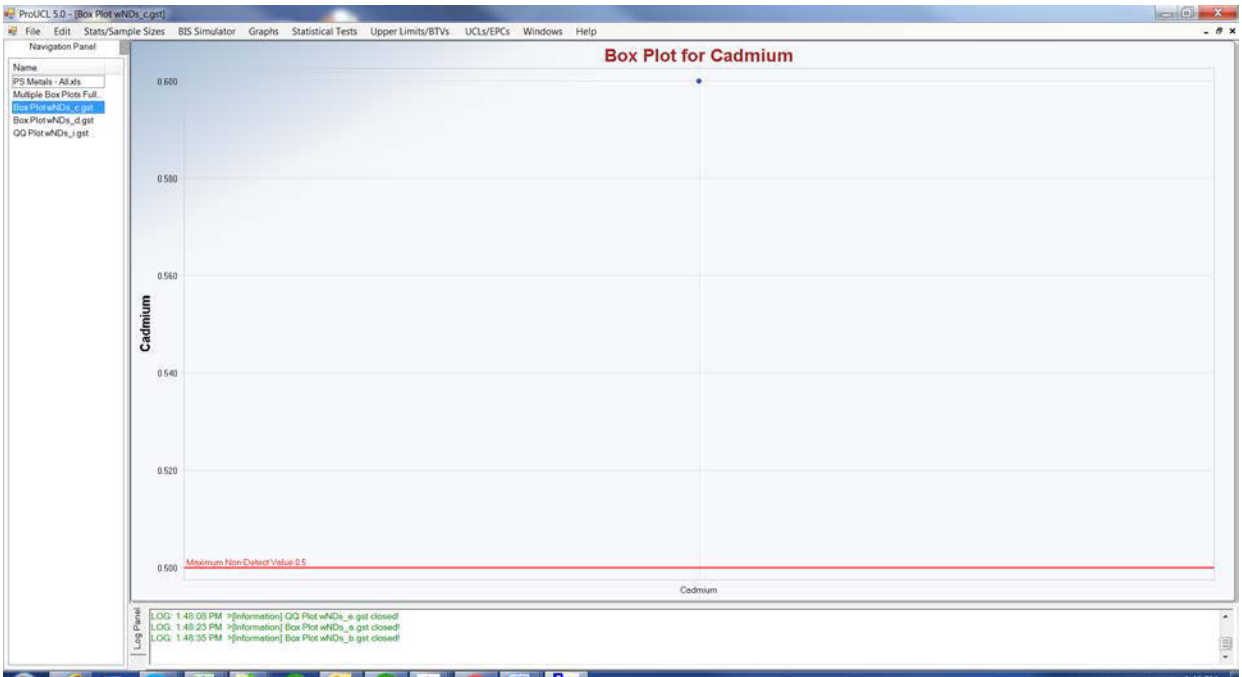
ProUCL 5.0 - [Box Plot wNDs_c.gst]
File Edit Stats/Sample Sizes BIS Simulator Graphs Statistical Tests Upper Limits/BTVs UCLs/EPCs Windows Help
Navigation Panel
Name
PS Metals - All.xls
Multiple Box Plots Full...
Box Plot wNDs_c.gst
Box Plot wNDs_d.gst
QQ Plot wNDs_i.gst
Box Plot for Cadmium
0.600
0.580
0.560
0.540
0.520
0.500
Cadmium
Maximum Non-Detect Value 0.5
Cadmium
Log Panel
LOG: 1:48:08 PM >[Information] QQ Plot wNDs_e.gst closed!
LOG: 1:48:23 PM >[Information] Box Plot wNDs_a.gst closed!
LOG: 1:48:35 PM >[Information] Box Plot wNDs_b.gst closed!
1:48 PM
6/11/2015

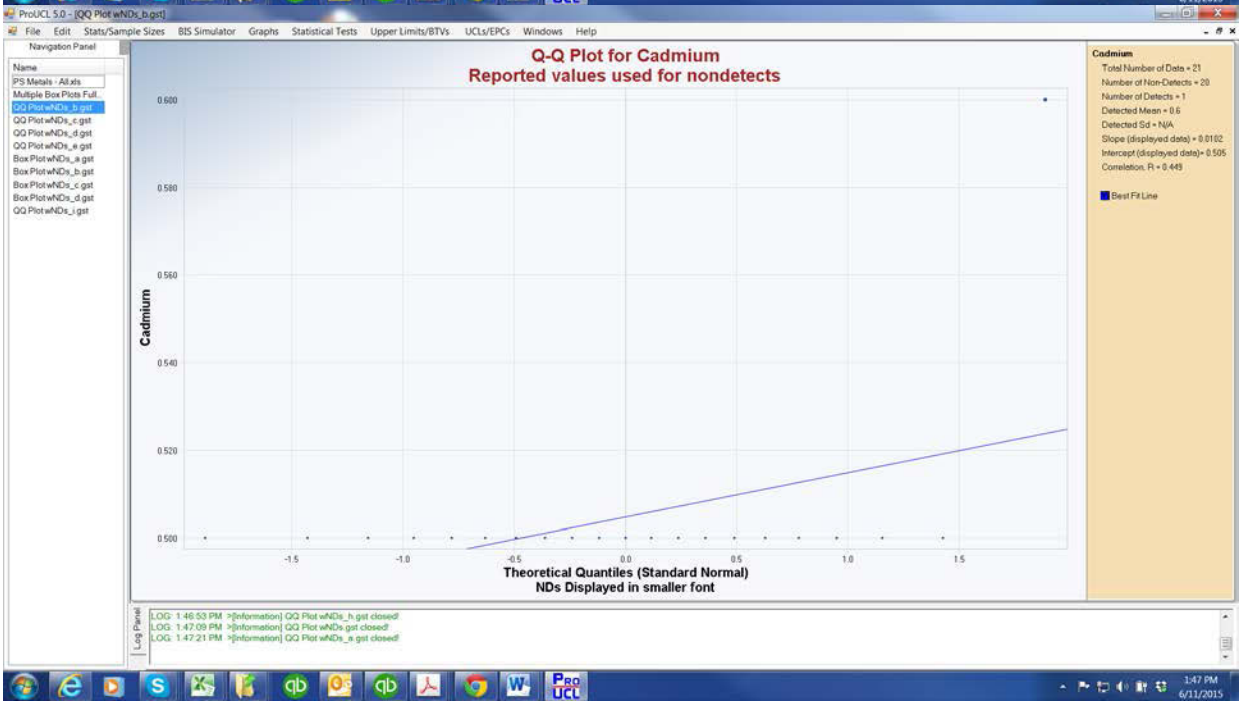
ProUCL 5.0 - [QQ Plot wNDs_b.gst]
File Edit Stats/Sample Sizes BIS Simulator Graphs Statistical Tests Upper Limits/BTVs UCLs/EPCs Windows Help
Navigation Panel
Name
PS Metals - All.xls
Multiple Box Plots Full...
QQ Plot wNDs_b.gst
QQ Plot wNDs_c.gst
QQ Plot wNDs_d.gst
QQ Plot wNDs_e.gst
Box Plot wNDs_a.gst
Box Plot wNDs_b.gst
Box Plot wNDs_c.gst
Box Plot wNDs_d.gst
QQ Plot wNDs_i.gst
Q-Q Plot for Cadmium
Reported values used for nondetects
0.600
0.580
0.560
0.540
0.520
0.500
Cadmium
-1.5
-1.0
-0.5
0.0
0.5
1.0
1.5
Theoretical Quantiles (Standard Normal)
NDs Displayed in smaller font
Cadmium
Total Number of Data = 21
Number of Non-Detects = 20
Number of Detects = 1
Detected Mean = 0.6
Detected Sd = N/A
Slope (displayed data) = 0.0102
Intercept (displayed data)= 0.505
Correlation, R = 0.449
Best Fit Line
Log Panel
LOG: 1:46:53 PM >[Information] QQ Plot wNDs_h.gst closed!
LOG: 1:47:09 PM >[Information] QQ Plot wNDs.gst closed!
LOG: 1:47:21 PM >[Information] QQ Plot wNDs_a.gst closed!
1:47 PM
6/11/2015

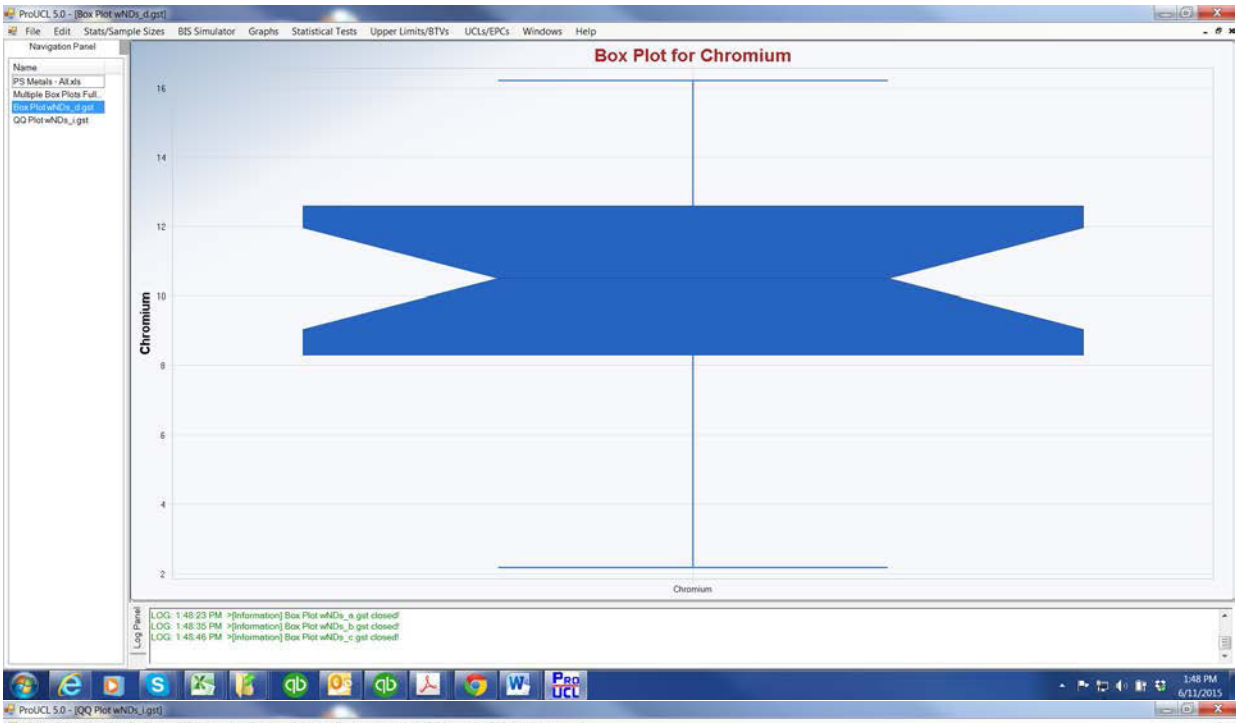
ProUCL 5.0 - [Box Plot wNDs_d.gst]
File Edit Stats/Sample Sizes BIS Simulator Graphs Statistical Tests Upper Limits/BTVs UCLs/EPCs Windows Help
Navigation Panel
Name
PS Metals - All.xls
Multiple Box Plots Full...
Box Plot wNDs_d.gst
QQ Plot wNDs_i.gst
Box Plot for Chromium
Chromium
16
14
12
10
8
6
4
2
Chromium
Log Panel
LOG: 1:48:23 PM >[Information] Box Plot wNDs_a.gst closed!
LOG: 1:48:35 PM >[Information] Box Plot wNDs_b.gst closed!
LOG: 1:48:46 PM >[Information] Box Plot wNDs_c.gst closed!
1:48 PM
6/11/2015

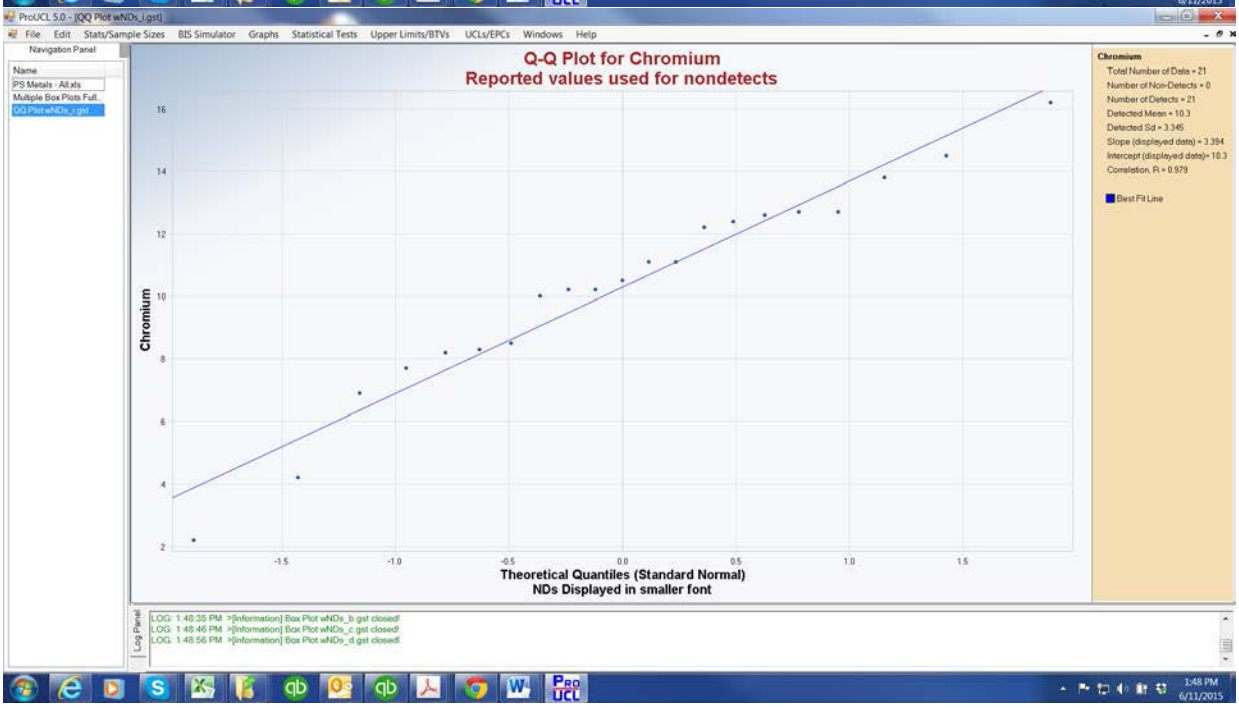
ProUCL 5.0 - [QQ Plot wNDs_i.gst]
File Edit Stats/Sample Sizes BIS Simulator Graphs Statistical Tests Upper Limits/BTVs UCLs/EPCs Windows Help
Navigation Panel
Name
PS Metals - All.xls
Multiple Box Plots Full...
QQ Plot wNDs_i.gst
Q-Q Plot for Chromium
Reported values used for nondetects
Chromium
16
14
12
10
8
6
4
2
-1.5
-1.0
-0.5
0.0
0.5
1.0
1.5
Theoretical Quantiles (Standard Normal)
NDs Displayed in smaller font
Chromium
Total Number of Data = 21
Number of Non-Detects = 0
Number of Detects = 21
Detected Mean = 10.3
Detected Sd = 3.345
Slope (displayed data) = 3.394
Intercept (displayed data)= 10.3
Correlation, R = 0.979
Best Fit Line
Log Panel
LOG: 1:48:35 PM >[Information] Box Plot wNDs_b.gst closed!
LOG: 1:48:46 PM >[Information] Box Plot wNDs_c.gst closed!
LOG: 1:48:56 PM >[Information] Box Plot wNDs_d.gst closed!
1:48 PM
6/11/2015

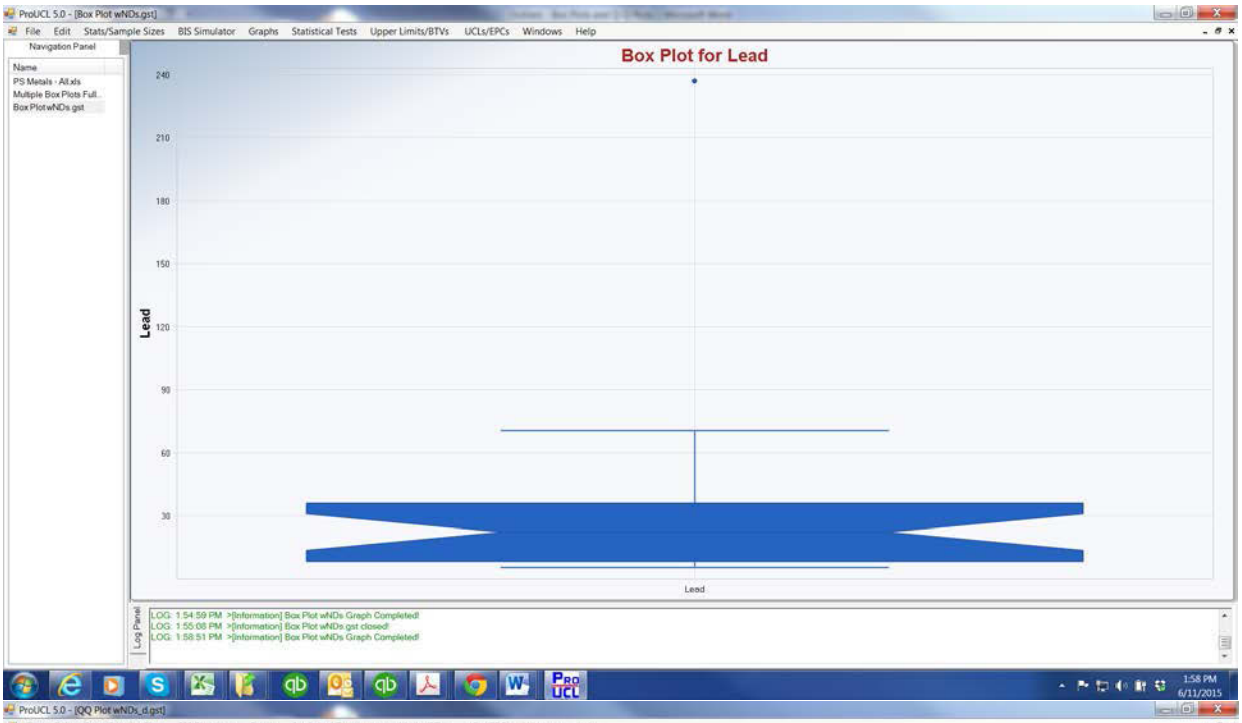
ProUCL 5.0 - [Box Plot wNDs.gst]
File Edit Stats/Sample Sizes BIS Simulator Graphs Statistical Tests Upper Limits/BTVs UCLs/EPCs Windows Help
Navigation Panel
Name
PS Metals - All.xls
Multiple Box Plots Full...
Box Plot wNDs.gst
Box Plot for Lead
240
210
180
150
120
90
60
30
Lead
Lead
Log Panel
LOG: 1:54:59 PM >[Information] Box Plot wNDs Graph Completed!
LOG: 1:55:08 PM >[Information] Box Plot wNDs.gst closed!
LOG: 1:58:51 PM >[Information] Box Plot wNDs Graph Completed!
1:58 PM
6/11/2015

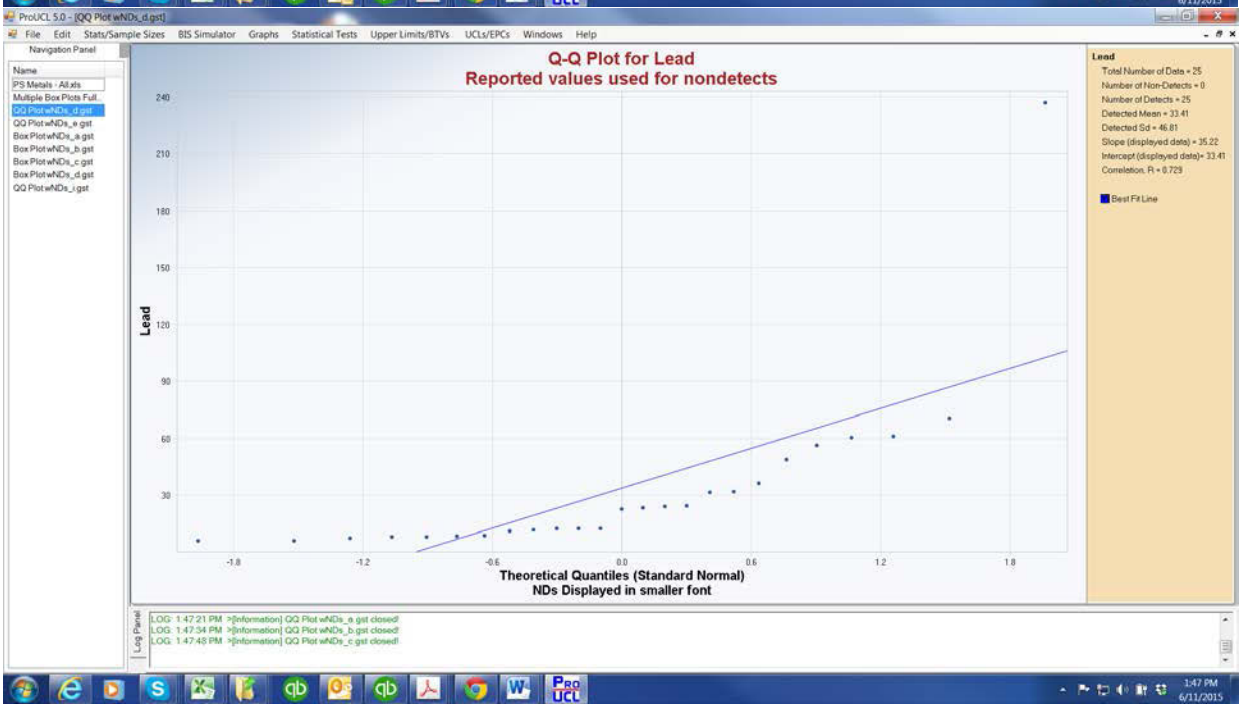
ProUCL 5.0 - [QQ Plot wNDs_d.gst]
File Edit Stats/Sample Sizes BIS Simulator Graphs Statistical Tests Upper Limits/BTVs UCLs/EPCs Windows Help
Navigation Panel
Name
PS Metals - All.xls
Multiple Box Plots Full...
QQ Plot wNDs_d.gst
QQ Plot wNDs_e.gst
Box Plot wNDs_a.gst
Box Plot wNDs_b.gst
Box Plot wNDs_c.gst
Box Plot wNDs_d.gst
QQ Plot wNDs_i.gst
Q-Q Plot for Lead
Reported values used for nondetects
240
210
180
150
120
90
60
30
Lead
-1.8
-1.2
-0.6
0.0
0.6
1.2
1.8
Theoretical Quantiles (Standard Normal)
NDs Displayed in smaller font
Lead
Total Number of Data = 25
Number of Non-Detects = 0
Number of Detects = 25
Detected Mean = 33.41
Detected Sd = 46.81
Slope (displayed data) = 35.22
Intercept (displayed data)= 33.41
Correlation, R = 0.729
Best Fit Line
Log Panel
LOG: 1:47:21 PM >[Information] QQ Plot wNDs_e.gst closed!
LOG: 1:47:34 PM >[Information] QQ Plot wNDs_b.gst closed!
LOG: 1:47:48 PM >[Information] QQ Plot wNDs_c.gst closed!
1:47 PM
6/11/2015

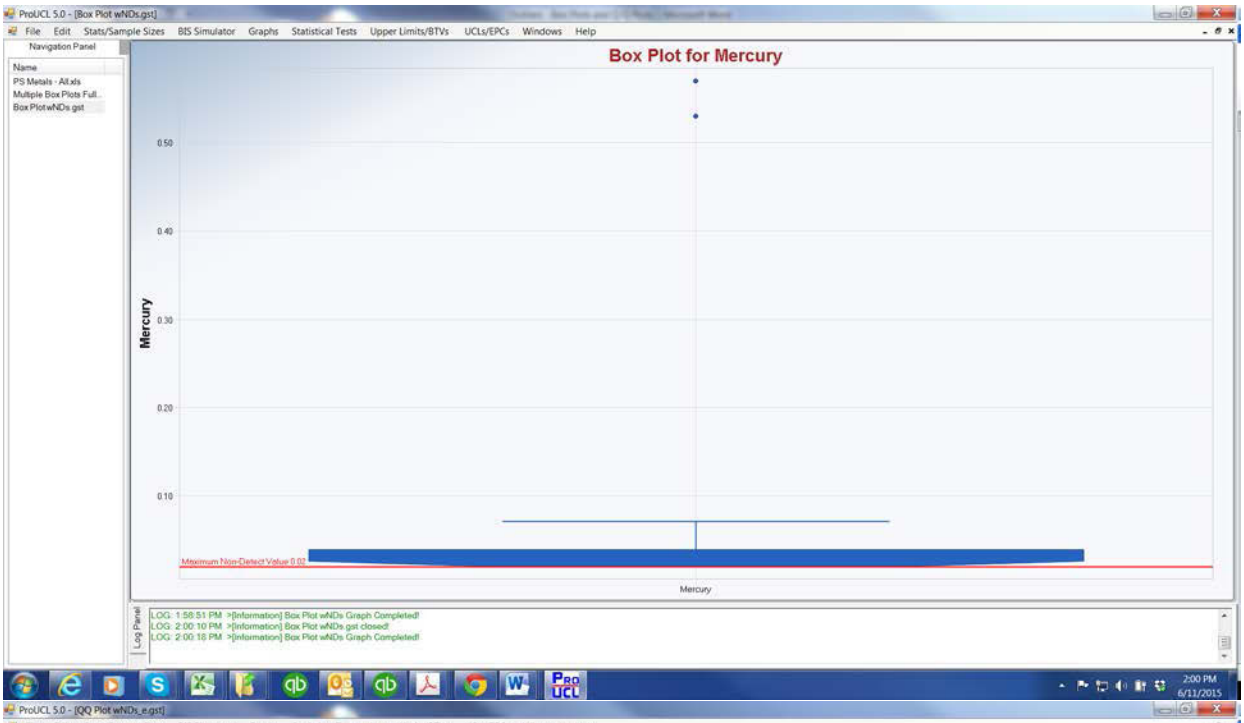
ProUCL 5.0 - [Box Plot wNDs.gst]
File Edit Stats/Sample Sizes BIS Simulator Graphs Statistical Tests Upper Limits/BTVs UCLs/EPCs Windows Help
Navigation Panel
Name
PS Metals - All.xls
Multiple Box Plots Full...
Box Plot wNDs.gst
Box Plot for Mercury
Mercury
0.50
0.40
0.30
0.20
0.10
Maximum Non-Detect Value 0.07
Mercury
Log Panel
LOG: 1:58:51 PM >[Information] Box Plot wNDs Graph Completed!
LOG: 2:00:10 PM >[Information] Box Plot wNDs.gst closed!
LOG: 2:00:16 PM >[Information] Box Plot wNDs Graph Completed!
2:00 PM
6/11/2015

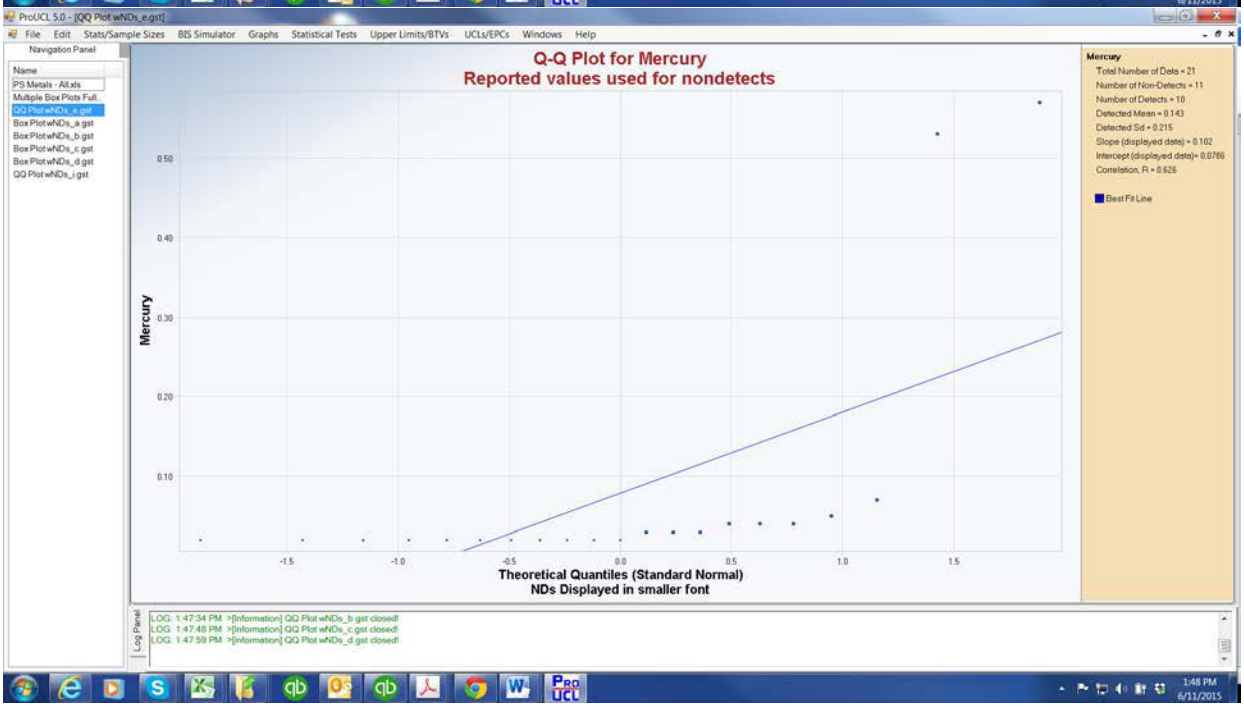
ProUCL 5.0 - [QQ Plot wNDs_e.gst]
File Edit Stats/Sample Sizes BIS Simulator Graphs Statistical Tests Upper Limits/BTVs UCLs/EPCs Windows Help
Navigation Panel
Name
PS Metals - All.xls
Multiple Box Plots Full...
QQ Plot wNDs_e.gst
Box Plot wNDs_a.gst
Box Plot wNDs_b.gst
Box Plot wNDs_c.gst
Box Plot wNDs_d.gst
QQ Plot wNDs_i.gst
Q-Q Plot for Mercury
Reported values used for nondetects
Mercury
0.50
0.40
0.30
0.20
0.10
-1.5
-1.0
-0.5
0.0
0.5
1.0
1.5
Theoretical Quantiles (Standard Normal)
NDs Displayed in smaller font
Mercury
Total Number of Data = 21
Number of Non-Detects = 11
Number of Detects = 10
Detected Mean = 0.143
Detected Sd = 0.215
Slope (displayed data) = 0.102
Intercept (displayed data) = 0.0786
Correlation, R = 0.626
Best Fit Line
Log Panel
LOG: 1:47:34 PM >[Information] QQ Plot wNDs_b.gst closed!
LOG: 1:47:48 PM >[Information] QQ Plot wNDs_c.gst closed!
LOG: 1:47:59 PM >[Information] QQ Plot wNDs_d.gst closed!
1:48 PM
6/11/2015

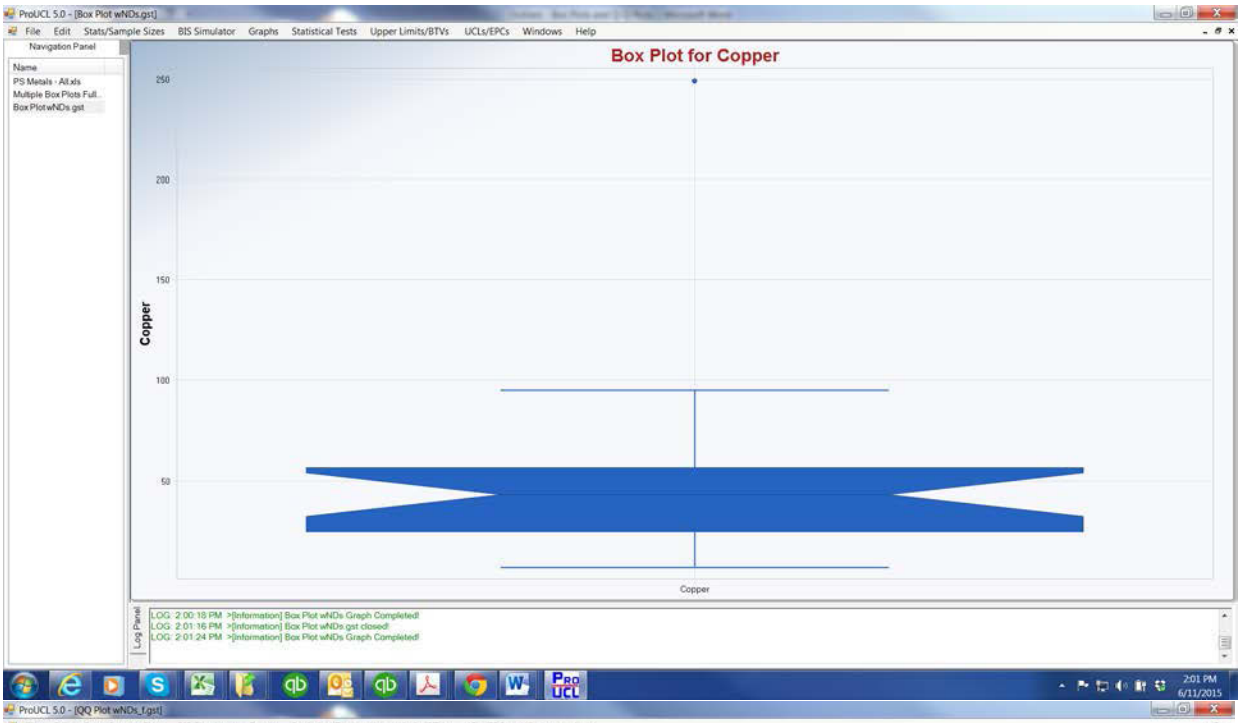
ProUCL 5.0 - [Box Plot wNDs.gst]
File Edit Stats/Sample Sizes BIS Simulator Graphs Statistical Tests Upper Limits/BTVs UCLs/EPCs Windows Help
Navigation Panel
Name
PS Metals - All.xls
Multiple Box Plots Full...
Box Plot wNDs.gst
Box Plot for Copper
250
200
150
100
50
Copper
Copper
Log Panel
LOG: 2:00:18 PM >[Information] Box Plot wNDs Graph Completed!
LOG: 2:01:16 PM >[Information] Box Plot wNDs.gst closed!
LOG: 2:01:24 PM >[Information] Box Plot wNDs Graph Completed!
2:01 PM
6/11/2015

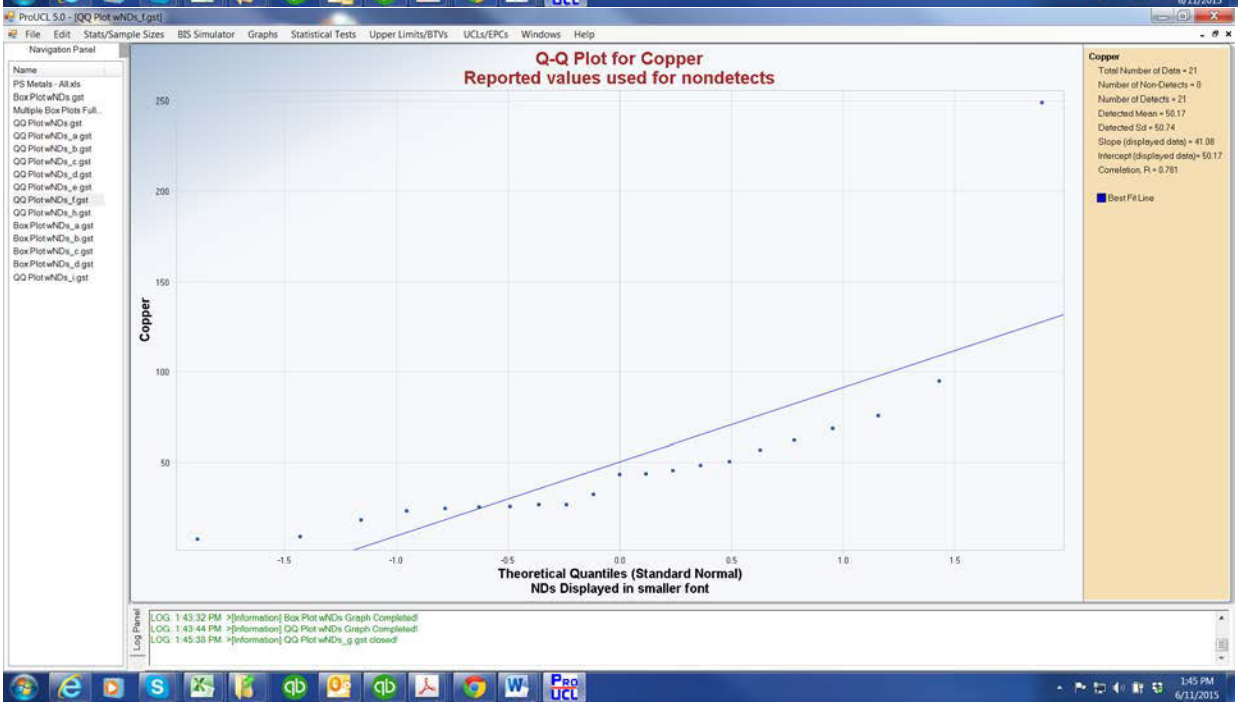
ProUCL 5.0 - [QQ Plot wNDs_f.gst]
File Edit Stats/Sample Sizes BIS Simulator Graphs Statistical Tests Upper Limits/BTVs UCLs/EPCs Windows Help
Navigation Panel
Name
PS Metals - All.xls
Box Plot wNDs.gst
Multiple Box Plots Full...
QQ Plot wNDs.gst
QQ Plot wNDs_a.gst
QQ Plot wNDs_b.gst
QQ Plot wNDs_c.gst
QQ Plot wNDs_d.gst
QQ Plot wNDs_e.gst
QQ Plot wNDs_f.gst
QQ Plot wNDs_h.gst
Box Plot wNDs_a.gst
Box Plot wNDs_b.gst
Box Plot wNDs_c.gst
Box Plot wNDs_d.gst
QQ Plot wNDs_i.gst
Q-Q Plot for Copper
Reported values used for nondetects
250
200
150
100
50
Copper
-1.5
-1.0
-0.5
0.0
0.5
1.0
1.5
Theoretical Quantiles (Standard Normal)
NDs Displayed in smaller font
Copper
Total Number of Data = 21
Number of Non-Detects = 0
Number of Detects = 21
Detected Mean = 50.17
Detected Sd = 50.74
Slope (displayed data) = 41.08
Intercept (displayed data)= 50.17
Correlation, R = 0.781
Best Fit Line
Log Panel
LOG: 1:43:32 PM >[Information] Box Plot wNDs Graph Completed!
LOG: 1:43:44 PM >[Information] QQ Plot wNDs Graph Completed!
LOG: 1:45:38 PM >[Information] QQ Plot wNDs_g.gst closed!
1:45 PM
6/11/2015

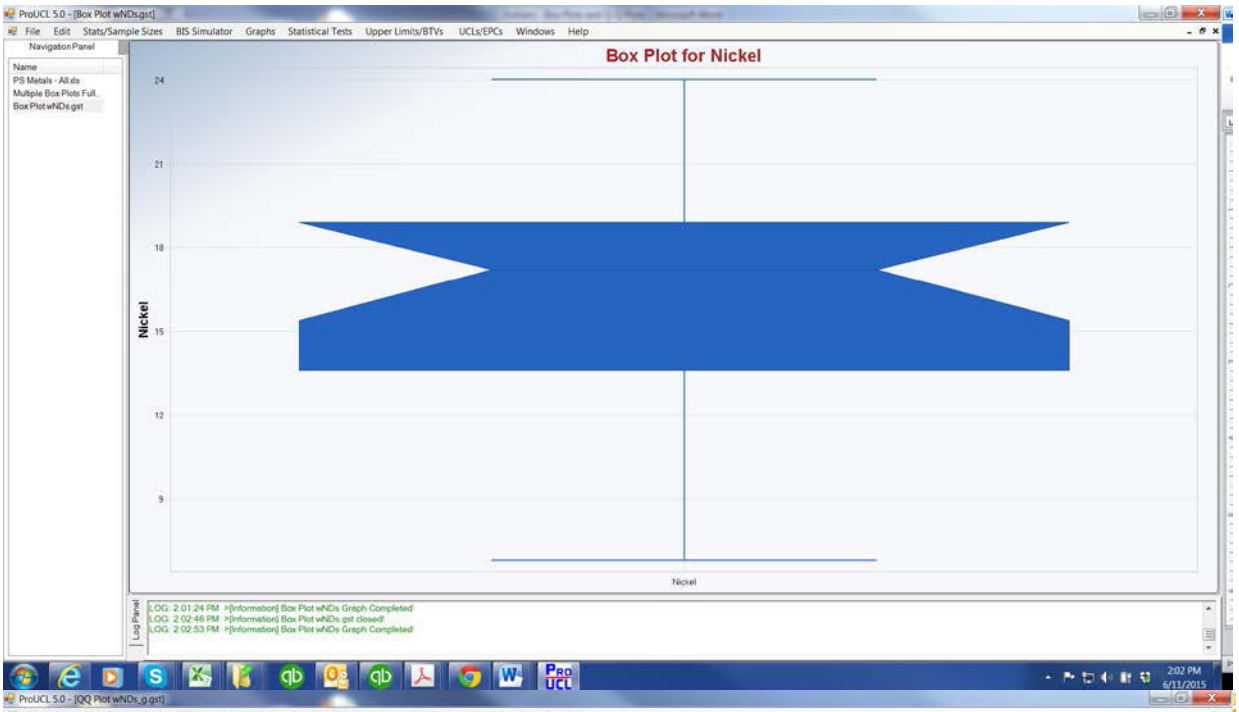
ProUCL 5.0 - [Box Plot wNDs.gst]
File Edit Stats/Sample Sizes BIS Simulator Graphs Statistical Tests Upper Limits/BTVs UCLs/EPCs Windows Help
Navigation Panel
Name
PS Metals - All.xls
Multiple Box Plots Full...
Box Plot wNDs.gst
Box Plot for Nickel
Nickel
24
21
18
15
12
9
Nickel
Log Panel
LOG: 2:01:24 PM >[Information] Box Plot wNDs Graph Completed!
LOG: 2:02:46 PM >[Information] Box Plot wNDs.gst closed!
LOG: 2:02:53 PM >[Information] Box Plot wNDs Graph Completed!
2:02 PM
6/11/2015

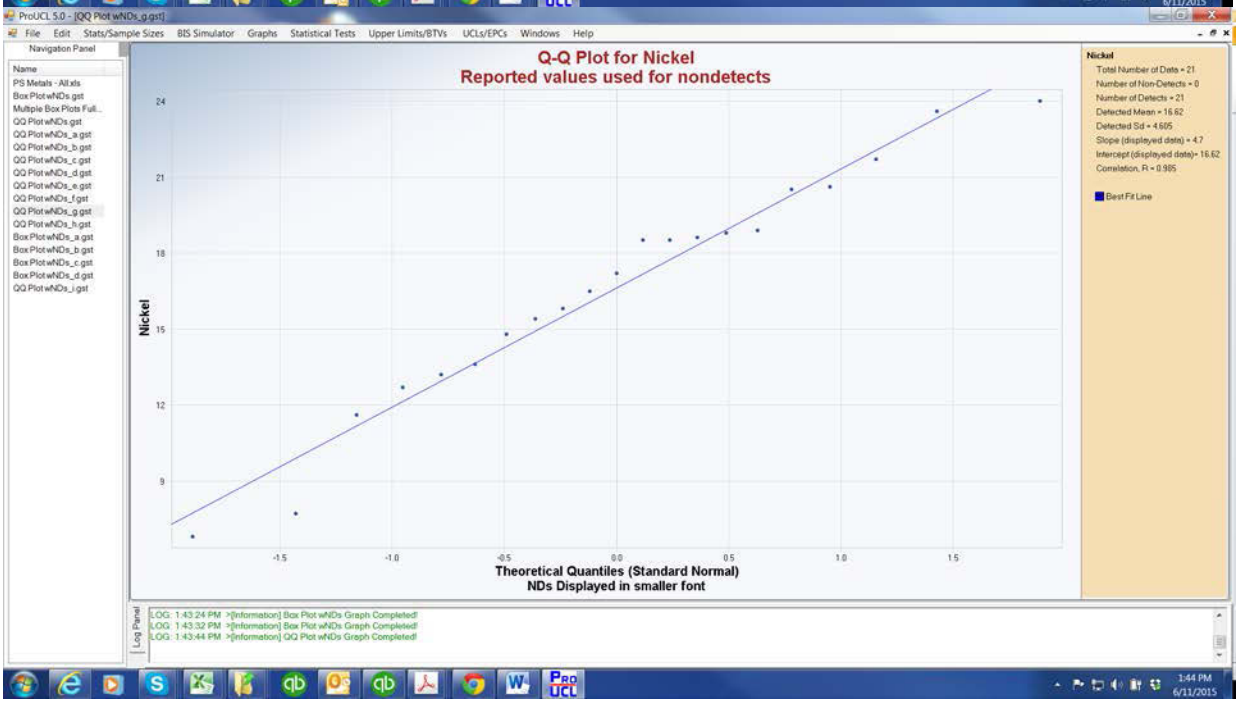
ProUCL 5.0 - [QQ Plot wNDs_g.gst]
File Edit Stats/Sample Sizes BIS Simulator Graphs Statistical Tests Upper Limits/BTVs UCLs/EPCs Windows Help
Navigation Panel
Name
PS Metals - All.xls
Box Plot wNDs.gst
Multiple Box Plots Full...
QQ Plot wNDs.gst
QQ Plot wNDs_a.gst
QQ Plot wNDs_b.gst
QQ Plot wNDs_c.gst
QQ Plot wNDs_d.gst
QQ Plot wNDs_e.gst
QQ Plot wNDs_f.gst
QQ Plot wNDs_g.gst
QQ Plot wNDs_h.gst
Box Plot wNDs_a.gst
Box Plot wNDs_b.gst
Box Plot wNDs_c.gst
Box Plot wNDs_d.gst
QQ Plot wNDs_i.gst
Q-Q Plot for Nickel
Reported values used for nondetects
Nickel
24
21
18
15
12
9
-1.5
-1.0
-0.5
0.0
0.5
1.0
1.5
Theoretical Quantiles (Standard Normal)
NDs Displayed in smaller font
Nickel
Total Number of Data = 21
Number of Non-Detects = 0
Number of Detects = 21
Detected Mean = 16.62
Detected Sd = 4.605
Slope (displayed data) = 4.7
Intercept (displayed data)= 16.62
Correlation, R = 0.985
Best Fit Line
Log Panel
LOG: 1:43:24 PM >[Information] Box Plot wNDs Graph Completed!
LOG: 1:43:32 PM >[Information] Box Plot wNDs Graph Completed!
LOG: 1:43:44 PM >[Information] QQ Plot wNDs Graph Completed!
1:44 PM
6/11/2015

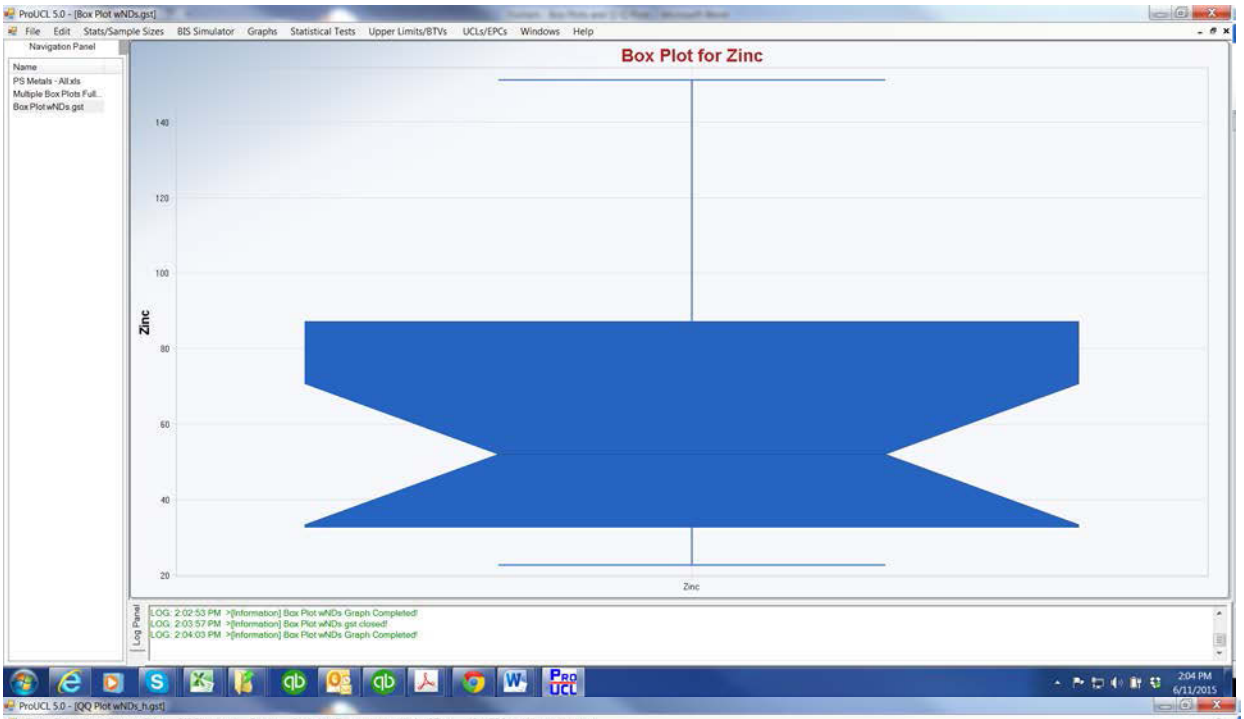
ProUCL 5.0 - [Box Plot wNDs.gst]
File Edit Stats/Sample Sizes BIS Simulator Graphs Statistical Tests Upper Limits/BTVs UCLs/EPCs Windows Help
Navigation Panel
Name
PS Metals - All.xls
Multiple Box Plots Full...
Box Plot wNDs.gst
Box Plot for Zinc
Zinc
140
120
100
80
60
40
20
Zinc
Log Panel
LOG: 2:02:53 PM >[Information] Box Plot wNDs Graph Completed!
LOG: 2:03:57 PM >[Information] Box Plot wNDs.gst closed!
LOG: 2:04:03 PM >[Information] Box Plot wNDs Graph Completed!
2:04 PM
6/11/2015

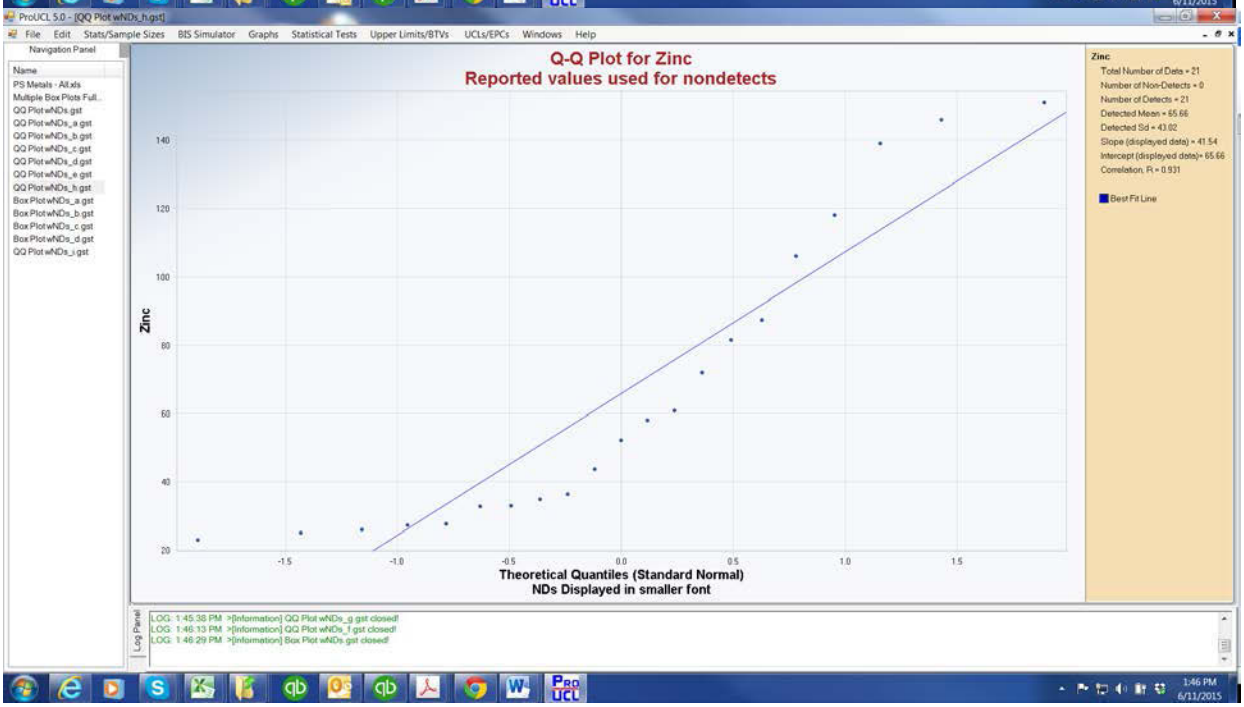
ProUCL 5.0 - [QQ Plot wNDs_h.gst]
File Edit Stats/Sample Sizes BIS Simulator Graphs Statistical Tests Upper Limits/BTVs UCLs/EPCs Windows Help
Navigation Panel
Name
PS Metals - All.xls
Multiple Box Plots Full...
QQ Plot wNDs.gst
QQ Plot wNDs_a.gst
QQ Plot wNDs_b.gst
QQ Plot wNDs_c.gst
QQ Plot wNDs_d.gst
QQ Plot wNDs_e.gst
QQ Plot wNDs_h.gst
Box Plot wNDs_a.gst
Box Plot wNDs_b.gst
Box Plot wNDs_c.gst
Box Plot wNDs_d.gst
QQ Plot wNDs_i.gst
Q-Q Plot for Zinc
Reported values used for nondetects
Zinc
140
120
100
80
60
40
20
-1.5
-1.0
-0.5
0.0
0.5
1.0
1.5
Theoretical Quantiles (Standard Normal)
NDs Displayed in smaller font
Zinc
Total Number of Data = 21
Number of Non-Detects = 0
Number of Detects = 21
Detected Mean = 65.66
Detected Sd = 43.02
Slope (displayed data) = 41.54
Intercept (displayed data)= 65.66
Correlation, R = 0.931
Best Fit Line
Log Panel
LOG: 1:45:38 PM >[Information] QQ Plot wNDs_g.gst closed!
LOG: 1:46:13 PM >[Information] QQ Plot wNDs_f.gst closed!
LOG: 1:46:29 PM >[Information] Box Plot wNDs.gst closed!
1:46 PM
6/11/2015

1				**Background Statistics for Data Sets with Non-Detects**								
2		**User Selected Options**										
3		Date/Time of Computation		6/11/2015 2:34:38 PM								
4		From File		PS Metals - All - Outliers Removed.xls								
5		Full Precision		OFF								
6		Confidence Coefficient		95%								
7		Coverage		95%								
8		rent or Future K Observations		1								
9		mber of Bootstrap Operations		2000								
10												
11	**Arsenic**											
12												
13						**General Statistics**							
14				Total Number of Observations		20			Number of Missing Observations			6
15				Number of Distinct Observations		9						
16				Number of Detects		10			Number of Non-Detects			10
17				Number of Distinct Detects		8			Number of Distinct Non-Detects			1
18				Minimum Detect		1.1			Minimum Non-Detect			1
19				Maximum Detect		3.7			Maximum Non-Detect			1
20				Variance Detected		0.618			Percent Non-Detects			50%
21				Mean Detected		2.07			SD Detected			0.786
22				Mean of Detected Logged Data		0.666			SD of Detected Logged Data			0.366
23												
24						**Critical Values for Background Threshold Values (BTVs)**							
25				Tolerance Factor K (For UTL)		2.396			d2max (for USL)			2.557
26												
27						**Normal GOF Test on Detects Only**							
28				Shapiro Wilk Test Statistic		0.93			**Shapiro Wilk GOF Test**			
29				5% Shapiro Wilk Critical Value		0.842			Detected Data appear Normal at 5% Significance Level			
30				Lilliefors Test Statistic		0.186			**Lilliefors GOF Test**			
31				5% Lilliefors Critical Value		0.28			Detected Data appear Normal at 5% Significance Level			
32						**Detected Data appear Normal at 5% Significance Level**							
33												
34						**Kaplan Meier (KM) Background Statistics Assuming Normal Distribution**							
35				Mean		1.535			SD			0.751
36				95% UTL95% Coverage		3.335			95% KM UPL (t)			2.866
37				90% KM Percentile (z)		2.498			95% KM Percentile (z)			2.771
38				99% KM Percentile (z)		3.283			95% KM USL			3.455
39												
40						**DL/2 Substitution Background Statistics Assuming Normal Distribution**							
41				Mean		1.285			SD			0.97
42				95% UTL95% Coverage		3.61			95% UPL (t)			3.004
43				90% Percentile (z)		2.528			95% Percentile (z)			2.881
44				99% Percentile (z)		3.542			95% USL			3.765
45						**DL/2 is not a recommended method. DL/2 provided for comparisons and historical reasons**							
46												
47						**Gamma GOF Tests on Detected Observations Only**							
48				A-D Test Statistic		0.213			**Anderson-Darling GOF Test**			
49				5% A-D Critical Value		0.727			etected data appear Gamma Distributed at 5% Significance Lev			
50				K-S Test Statistic		0.151			**Kolmogrov-Smirnoff GOF**			
51				5% K-S Critical Value		0.267			etected data appear Gamma Distributed at 5% Significance Lev			
52						**Detected data appear Gamma Distributed at 5% Significance Level**							
53												

54	**Gamma Statistics on Detected Data Only**											
55					k hat (MLE)	8.333			k star (bias corrected MLE)	5.9		
56					Theta hat (MLE)	0.248			Theta star (bias corrected MLE)	0.351		
57					nu hat (MLE)	166.7			nu star (bias corrected)	118		
58					MLE Mean (bias corrected)	2.07						
59					MLE Sd (bias corrected)	0.852			95% Percentile of Chisquare (2k)	20.76		
60												
61	**Gamma ROS Statistics using Imputed Non-Detects**											
62	GROS may not be used when data set has > 50% NDs with many tied observations at multiple DLs											
63	GROS may not be used when kstar of detected data is small such as < 0.1											
64	For such situations, GROS method tends to yield inflated values of UCLs and BTVs											
65	For gamma distributed detected data, BTVs and UCLs may be computed using gamma distribution on KM estimates											
66					Minimum	0.01			Mean	1.185		
67					Maximum	3.7			Median	0.974		
68					SD	1.08			CV	0.912		
69					k hat (MLE)	0.604			k star (bias corrected MLE)	0.547		
70					Theta hat (MLE)	1.96			Theta star (bias corrected MLE)	2.166		
71					nu hat (MLE)	24.17			nu star (bias corrected)	21.88		
72					MLE Mean (bias corrected)	1.185			MLE Sd (bias corrected)	1.602		
73					95% Percentile of Chisquare (2k)	4.07			90% Percentile	3.145		
74					95% Percentile	4.407			99% Percentile	7.486		
75	**The following statistics are computed using Gamma ROS Statistics on Imputed Data**											
76	**Upper Limits using Wilson Hilferty (WH) and Hawkins Wixley (HW) Methods**											
77						WH	HW			WH	HW	
78					Approx. Gamma UTL with 95% Coverage	7.364	9.499		95% Approx. Gamma UPL	4.685	5.518	
79					95% Gamma USL	8.189	10.8					
80												
81	**The following statistics are computed using gamma distribution and KM estimates**											
82	**Upper Limits using Wilson Hilferty (WH) and Hawkins Wixley (HW) Methods**											
83					k hat (KM)	4.176			nu hat (KM)	167		
84						WH	HW			WH	HW	
85					Approx. Gamma UTL with 95% Coverage	3.547	3.591		95% Approx. Gamma UPL	2.874	2.879	
86					95% Gamma USL	3.735	3.793					
87												
88	**Lognormal GOF Test on Detected Observations Only**											
89					Shapiro Wilk Test Statistic	0.98	**Shapiro Wilk GOF Test**					
90					5% Shapiro Wilk Critical Value	0.842	Detected Data appear Lognormal at 5% Significance Level					
91					Lilliefors Test Statistic	0.127	**Lilliefors GOF Test**					
92					5% Lilliefors Critical Value	0.28	Detected Data appear Lognormal at 5% Significance Level					
93	**Detected Data appear Lognormal at 5% Significance Level**											
94												
95	**Background Lognormal ROS Statistics Assuming Lognormal Distribution Using Imputed Non-Detects**											
96					Mean in Original Scale	1.386			Mean in Log Scale	0.128		
97					SD in Original Scale	0.901			SD in Log Scale	0.655		
98					95% UTL95% Coverage	5.468			95% BCA UTL95% Coverage	3.7		
99					95% Bootstrap (%) UTL95% Coverage	3.7			95% UPL (t)	3.632		
100					90% Percentile (z)	2.634			95% Percentile (z)	3.342		
101					99% Percentile (z)	5.224			95% USL	6.075		
102												
103	**Statistics using KM estimates on Logged Data and Assuming Lognormal Distribution**											
104					KM Mean of Logged Data	0.333			95% KM UTL (Lognormal)95% Coverage	3.761		
105					KM SD of Logged Data	0.414			95% KM UPL (Lognormal)	2.905		
106					95% KM Percentile Lognormal (z)	2.756			95% KM USL (Lognormal)	4.019		
107												

	A	B	C	D	E	F	G	H	I	J	K	L
108	**Background DL/2 Statistics Assuming Lognormal Distribution**											
109					Mean in Original Scale	1.285				Mean in Log Scale		-0.0134
110					SD in Original Scale	0.97				SD in Log Scale		0.741
111					95% UTL95% Coverage	5.831				95% UPL (t)		3.671
112					90% Percentile (z)	2.552				95% Percentile (z)		3.341
113					99% Percentile (z)	5.537				95% USL		6.568
114	**DL/2 is not a Recommended Method. DL/2 provided for comparisons and historical reasons.**											
115												
116	**Nonparametric Distribution Free Background Statistics**											
117	**Data appear to follow a Discernible Distribution at 5% Significance Level**											
118												
119	**Nonparametric Upper Limits for BTVs(no distinction made between detects and nondetects)**											
120					Order of Statistic, r	20				95% UTL with95% Coverage		3.7
121					Approximate f	1.053				Confidence Coefficient (CC) achieved by UTL		0.642
122					95% UPL	3.66				95% USL		3.7
123					95% KM Chebyshev UPL	4.89						
124												
125	Note: The use of USL to estimate a BTV is recommended only when the data set represents a background											
126	data set free of outliers and consists of observations collected from clean unimpacted locations.											
127	The use of USL tends to provide a balance between false positives and false negatives provided the data											
128	represents a background data set and when many onsite observations need to be compared with the BTV.											
129												

130	**Barium**										
131											
132	**General Statistics**										
133				Total Number of Observations		21		Number of Distinct Observations			20
134								Number of Missing Observations			5
135				Minimum		18		First Quartile			61
136				Second Largest		167		Median			84
137				Maximum		202		Third Quartile			120
138				Mean		89.95		SD			49.67
139				Coefficient of Variation		0.552		Skewness			0.614
140				Mean of logged Data		4.327		SD of logged Data			0.645
141											
142				**Critical Values for Background Threshold Values (BTVs)**							
143				Tolerance Factor K (For UTL)		2.371		d2max (for USL)			2.58
144											
145				**Normal GOF Test**							
146				Shapiro Wilk Test Statistic		0.954		**Shapiro Wilk GOF Test**			
147				5% Shapiro Wilk Critical Value		0.908		Data appear Normal at 5% Significance Level			
148				Lilliefors Test Statistic		0.142		**Lilliefors GOF Test**			
149				5% Lilliefors Critical Value		0.193		Data appear Normal at 5% Significance Level			
150				**Data appear Normal at 5% Significance Level**							
151											
152				**Background Statistics Assuming Normal Distribution**							
153				95% UTL with 95% Coverage		207.7		90% Percentile (z)			153.6
154				95% UPL (t)		177.6		95% Percentile (z)			171.7
155				95% USL		218.1		99% Percentile (z)			205.5
156											
157				**Gamma GOF Test**							
158				A-D Test Statistic		0.211		**Anderson-Darling Gamma GOF Test**			
159				5% A-D Critical Value		0.749		etected data appear Gamma Distributed at 5% Significance Lev			
160				K-S Test Statistic		0.0949		**Kolmogrov-Smirnoff Gamma GOF Test**			
161				5% K-S Critical Value		0.191		etected data appear Gamma Distributed at 5% Significance Lev			
162				**Detected data appear Gamma Distributed at 5% Significance Level**							
163											
164				**Gamma Statistics**							
165				k hat (MLE)		3.066		k star (bias corrected MLE)			2.66
166				Theta hat (MLE)		29.34		Theta star (bias corrected MLE)			33.82
167				nu hat (MLE)		128.8		nu star (bias corrected)			111.7
168				MLE Mean (bias corrected)		89.95		MLE Sd (bias corrected)			55.16
169											
170				**Background Statistics Assuming Gamma Distribution**							
171				95% Wilson Hilferty (WH) Approx. Gamma UPL		201.4		90% Percentile			163.9
172				95% Hawkins Wixley (HW) Approx. Gamma UPL		207.6		95% Percentile			195.5
173				95% WH Approx. Gamma UTL with 95% Coverage		260.9		99% Percentile			264.6
174				95% HW Approx. Gamma UTL with 95% Coverage		275.4					
175				95% WH USL		283.9		95% HW USL			302.3
176											
177				**Lognormal GOF Test**							
178				Shapiro Wilk Test Statistic		0.951		**Shapiro Wilk Lognormal GOF Test**			
179				5% Shapiro Wilk Critical Value		0.908		Data appear Lognormal at 5% Significance Level			
180				Lilliefors Test Statistic		0.135		**Lilliefors Lognormal GOF Test**			
181				5% Lilliefors Critical Value		0.193		Data appear Lognormal at 5% Significance Level			
182				**Data appear Lognormal at 5% Significance Level**							
183											

184	**Background Statistics assuming Lognormal Distribution**											
185					95% UTL with 95% Coverage	349.7				90% Percentile (z)	173.2	
186					95% UPL (t)	236.6				95% Percentile (z)	218.9	
187					95% USL	400.3				99% Percentile (z)	339.8	
188												
189	**Nonparametric Distribution Free Background Statistics**											
190	**Data appear Normal at 5% Significance Level**											
191												
192	**Nonparametric Upper Limits for Background Threshold Values**											
193					Order of Statistic, r	21				95% UTL with 95% Coverage	202	
194					Approximate f	1.105				Confidence Coefficient (CC) achieved by UTL	0.659	
195	95% Percentile Bootstrap UTL with 95% Coverage					202				95% BCA Bootstrap UTL with 95% Coverage	202	
196					95% UPL	198.5				90% Percentile	155	
197					90% Chebyshev UPL	242.5				95% Percentile	167	
198					95% Chebyshev UPL	311.6				99% Percentile	195	
199					95% USL	202						
200												
201	Note: The use of USL to estimate a BTV is recommended only when the data set represents a background											
202	data set free of outliers and consists of observations collected from clean unimpacted locations.											
203	The use of USL tends to provide a balance between false positives and false negatives provided the data											
204	represents a background data set and when many onsite observations need to be compared with the BTV.											
205												

Cadmium

General Statistics

Total Number of Observations	20	Number of Missing Observations	6
Number of Distinct Observations	1		
Number of Detects	0	Number of Non-Detects	20
Number of Distinct Detects	0	Number of Distinct Non-Detects	1
Minimum Detect	N/A	Minimum Non-Detect	0.5
Maximum Detect	N/A	Maximum Non-Detect	0.5
Variance Detected	N/A	Percent Non-Detects	100%
Mean Detected	N/A	SD Detected	N/A
Mean of Detected Logged Data	N/A	SD of Detected Logged Data	N/A

Warning: All observations are Non-Detects (NDs), therefore all statistics and estimates should also be NDs!

Specifically, sample mean, UCLs, UPLs, and other statistics are also NDs lying below the largest detection limit!

The Project Team may decide to use alternative site specific values to estimate environmental parameters (e.g., EPC, BTV).

The data set for variable Cadmium was not processed!

226	**Chromium**										
227											
228	**General Statistics**										
229				Total Number of Observations		21			Number of Distinct Observations		18
230									Number of Missing Observations		5
231				Minimum		2.2			First Quartile		8.3
232				Second Largest		14.5			Median		10.5
233				Maximum		16.2			Third Quartile		12.6
234				Mean		10.3			SD		3.345
235				Coefficient of Variation		0.325			Skewness		-0.673
236				Mean of logged Data		2.257			SD of logged Data		0.451
237											
238						**Critical Values for Background Threshold Values (BTVs)**						
239				Tolerance Factor K (For UTL)		2.371			d2max (for USL)		2.58
240											
241						**Normal GOF Test**					
242				Shapiro Wilk Test Statistic		0.963			**Shapiro Wilk GOF Test**		
243				5% Shapiro Wilk Critical Value		0.908			Data appear Normal at 5% Significance Level		
244				Lilliefors Test Statistic		0.131			**Lilliefors GOF Test**		
245				5% Lilliefors Critical Value		0.193			Data appear Normal at 5% Significance Level		
246						**Data appear Normal at 5% Significance Level**					
247											
248						**Background Statistics Assuming Normal Distribution**					
249				95% UTL with 95% Coverage		18.23			90% Percentile (z)		14.58
250				95% UPL (t)		16.2			95% Percentile (z)		15.8
251				95% USL		18.93			99% Percentile (z)		18.08
252											
253						**Gamma GOF Test**					
254				A-D Test Statistic		0.886			**Anderson-Darling Gamma GOF Test**		
255				5% A-D Critical Value		0.744			Data Not Gamma Distributed at 5% Significance Level		
256				K-S Test Statistic		0.188			**Kolmogrov-Smirnoff Gamma GOF Test**		
257				5% K-S Critical Value		0.19			etected data appear Gamma Distributed at 5% Significance Lev		
258						**Detected data follow Appr. Gamma Distribution at 5% Significance Level**					
259											
260						**Gamma Statistics**					
261				k hat (MLE)		6.824			k star (bias corrected MLE)		5.881
262				Theta hat (MLE)		1.509			Theta star (bias corrected MLE)		1.751
263				nu hat (MLE)		286.6			nu star (bias corrected)		247
264				MLE Mean (bias corrected)		10.3			MLE Sd (bias corrected)		4.245
265											
266						**Background Statistics Assuming Gamma Distribution**					
267				95% Wilson Hilferty (WH) Approx. Gamma UPL		18.44			90% Percentile		15.97
268				95% Hawkins Wixley (HW) Approx. Gamma UPL		18.95			95% Percentile		18.12
269				95% WH Approx. Gamma UTL with 95% Coverage		22.26			99% Percentile		22.64
270				95% HW Approx. Gamma UTL with 95% Coverage		23.24					
271				95% WH USL		23.69			95% HW USL		24.88
272											
273						**Lognormal GOF Test**					
274				Shapiro Wilk Test Statistic		0.802			**Shapiro Wilk Lognormal GOF Test**		
275				5% Shapiro Wilk Critical Value		0.908			Data Not Lognormal at 5% Significance Level		
276				Lilliefors Test Statistic		0.207			**Lilliefors Lognormal GOF Test**		
277				5% Lilliefors Critical Value		0.193			Data Not Lognormal at 5% Significance Level		
278						**Data Not Lognormal at 5% Significance Level**					
279											

280	**Background Statistics assuming Lognormal Distribution**											
281				95% UTL with	95% Coverage	27.8				90% Percentile (z)		17.01
282					95% UPL (t)	21.16				95% Percentile (z)		20.04
283					95% USL	30.55				99% Percentile (z)		27.24
284												
285	**Nonparametric Distribution Free Background Statistics**											
286	**Data appear Normal at 5% Significance Level**											
287												
288	**Nonparametric Upper Limits for Background Threshold Values**											
289					Order of Statistic, r	21				95% UTL with	95% Coverage	16.2
290					Approximate f	1.105				Confidence Coefficient (CC) achieved by UTL		0.659
291	95% Percentile Bootstrap UTL with			95% Coverage		16.2				95% BCA Bootstrap UTL with	95% Coverage	16.2
292					95% UPL	16.03				90% Percentile		13.8
293					90% Chebyshev UPL	20.57				95% Percentile		14.5
294					95% Chebyshev UPL	25.22				99% Percentile		15.86
295					95% USL	16.2						
296												
297	Note: The use of USL to estimate a BTV is recommended only when the data set represents a background											
298	data set free of outliers and consists of observations collected from clean unimpacted locations.											
299	The use of USL tends to provide a balance between false positives and false negatives provided the data											
300	represents a background data set and when many onsite observations need to be compared with the BTV.											
301												

302	**Lead**										
303											
304	**General Statistics**										
305					Total Number of Observations	24			Number of Distinct Observations	21	
306									Number of Missing Observations	2	
307					Minimum	5.8			First Quartile	8.375	
308					Second Largest	60.8			Median	17.25	
309					Maximum	70.4			Third Quartile	32.73	
310					Mean	24.93			SD	20.23	
311					Coefficient of Variation	0.811			Skewness	1.028	
312					Mean of logged Data	2.9			SD of logged Data	0.818	
313											
314					**Critical Values for Background Threshold Values (BTVs)**						
315					Tolerance Factor K (For UTL)	2.309			d2max (for USL)	2.644	
316											
317					**Normal GOF Test**						
318					Shapiro Wilk Test Statistic	0.833			**Shapiro Wilk GOF Test**		
319					5% Shapiro Wilk Critical Value	0.916			Data Not Normal at 5% Significance Level		
320					Lilliefors Test Statistic	0.235			**Lilliefors GOF Test**		
321					5% Lilliefors Critical Value	0.181			Data Not Normal at 5% Significance Level		
322					**Data Not Normal at 5% Significance Level**						
323											
324					**Background Statistics Assuming Normal Distribution**						
325					95% UTL with 95% Coverage	71.63			90% Percentile (z)	50.85	
326					95% UPL (t)	60.31			95% Percentile (z)	58.2	
327					95% USL	78.41			99% Percentile (z)	71.98	
328											
329					**Gamma GOF Test**						
330					A-D Test Statistic	0.858			**Anderson-Darling Gamma GOF Test**		
331					5% A-D Critical Value	0.759			Data Not Gamma Distributed at 5% Significance Level		
332					K-S Test Statistic	0.217			**Kolmogrov-Smirnoff Gamma GOF Test**		
333					5% K-S Critical Value	0.181			Data Not Gamma Distributed at 5% Significance Level		
334					**Data Not Gamma Distributed at 5% Significance Level**						
335											
336					**Gamma Statistics**						
337					k hat (MLE)	1.73			k star (bias corrected MLE)	1.542	
338					Theta hat (MLE)	14.41			Theta star (bias corrected MLE)	16.17	
339					nu hat (MLE)	83.06			nu star (bias corrected)	74.01	
340					MLE Mean (bias corrected)	24.93			MLE Sd (bias corrected)	20.08	
341											
342					**Background Statistics Assuming Gamma Distribution**						
343					95% Wilson Hilferty (WH) Approx. Gamma UPL	66.4			90% Percentile	51.6	
344					95% Hawkins Wixley (HW) Approx. Gamma UPL	68.08			95% Percentile	64.34	
345					95% WH Approx. Gamma UTL with 95% Coverage	89.49			99% Percentile	93.07	
346					95% HW Approx. Gamma UTL with 95% Coverage	94.44					
347					95% WH USL	105.6			95% HW USL	113.5	
348											
349					**Lognormal GOF Test**						
350					Shapiro Wilk Test Statistic	0.919			**Shapiro Wilk Lognormal GOF Test**		
351					5% Shapiro Wilk Critical Value	0.916			Data appear Lognormal at 5% Significance Level		
352					Lilliefors Test Statistic	0.187			**Lilliefors Lognormal GOF Test**		
353					5% Lilliefors Critical Value	0.181			Data Not Lognormal at 5% Significance Level		
354					**Data appear Approximate Lognormal at 5% Significance Level**						
355											

356	**Background Statistics assuming Lognormal Distribution**											
357				95% UTL with	95% Coverage	120.1				90% Percentile (z)		51.83
358					95% UPL (t)	75.98				95% Percentile (z)		69.76
359					95% USL	157.9				99% Percentile (z)		121.8
360												
361	**Nonparametric Distribution Free Background Statistics**											
362	**Data appear Approximate Lognormal at 5% Significance Level**											
363												
364	**Nonparametric Upper Limits for Background Threshold Values**											
365					Order of Statistic, r	24				95% UTL with	95% Coverage	70.4
366					Approximate f	1.263				Confidence Coefficient (CC) achieved by UTL		0.708
367	95% Percentile Bootstrap UTL with		95% Coverage			70.4				95% BCA Bootstrap UTL with	95% Coverage	70.4
368					95% UPL	68				90% Percentile		58.94
369					90% Chebyshev UPL	86.86				95% Percentile		60.71
370					95% Chebyshev UPL	114.9				99% Percentile		68.19
371					95% USL	70.4						
372												
373	Note: The use of USL to estimate a BTV is recommended only when the data set represents a background											
374	data set free of outliers and consists of observations collected from clean unimpacted locations.											
375	The use of USL tends to provide a balance between false positives and false negatives provided the data											
376	represents a background data set and when many onsite observations need to be compared with the BTV.											
377												

378	**Mercury**										
379											
380	**General Statistics**										
381					Total Number of Observations	19			Number of Missing Observations	7	
382					Number of Distinct Observations	5					
383					Number of Detects	8			Number of Non-Detects	11	
384					Number of Distinct Detects	4			Number of Distinct Non-Detects	1	
385					Minimum Detect	0.03			Minimum Non-Detect	0.02	
386					Maximum Detect	0.07			Maximum Non-Detect	0.02	
387					Variance Detected	1.8393E-4			Percent Non-Detects	57.89%	
388					Mean Detected	0.0413			SD Detected	0.0136	
389					Mean of Detected Logged Data	-3.229			SD of Detected Logged Data	0.295	
390											
391	**Critical Values for Background Threshold Values (BTVs)**										
392					Tolerance Factor K (For UTL)	2.423			d2max (for USL)	2.531	
393											
394	**Normal GOF Test on Detects Only**										
395					Shapiro Wilk Test Statistic	0.809			**Shapiro Wilk GOF Test**		
396					5% Shapiro Wilk Critical Value	0.818			Data Not Normal at 5% Significance Level		
397					Lilliefors Test Statistic	0.287			**Lilliefors GOF Test**		
398					5% Lilliefors Critical Value	0.313			Detected Data appear Normal at 5% Significance Level		
399	**Detected Data appear Approximate Normal at 5% Significance Level**										
400											
401	**Kaplan Meier (KM) Background Statistics Assuming Normal Distribution**										
402					Mean	0.0289			SD	0.0133	
403					95% UTL95% Coverage	0.0613			95% KM UPL (t)	0.0527	
404					90% KM Percentile (z)	0.046			95% KM Percentile (z)	0.0509	
405					99% KM Percentile (z)	0.06			95% KM USL	0.0627	
406											
407	**DL/2 Substitution Background Statistics Assuming Normal Distribution**										
408					Mean	0.0232			SD	0.018	
409					95% UTL95% Coverage	0.0667			95% UPL (t)	0.0551	
410					90% Percentile (z)	0.0462			95% Percentile (z)	0.0527	
411					99% Percentile (z)	0.065			95% USL	0.0686	
412	**DL/2 is not a recommended method. DL/2 provided for comparisons and historical reasons**										
413											
414	**Gamma GOF Tests on Detected Observations Only**										
415					A-D Test Statistic	0.586			**Anderson-Darling GOF Test**		
416					5% A-D Critical Value	0.715			etected data appear Gamma Distributed at 5% Significance Lev		
417					K-S Test Statistic	0.255			**Kolmogrov-Smirnoff GOF**		
418					5% K-S Critical Value	0.294			etected data appear Gamma Distributed at 5% Significance Lev		
419	**Detected data appear Gamma Distributed at 5% Significance Level**										
420											
421	**Gamma Statistics on Detected Data Only**										
422					k hat (MLE)	12.42			k star (bias corrected MLE)	7.844	
423					Theta hat (MLE)	0.00332			Theta star (bias corrected MLE)	0.00526	
424					nu hat (MLE)	198.7			nu star (bias corrected)	125.5	
425					MLE Mean (bias corrected)	0.0413					
426					MLE Sd (bias corrected)	0.0147			95% Percentile of Chisquare (2k)	25.89	
427											
428	**Gamma ROS Statistics using Imputed Non-Detects**										
429	GROS may not be used when data set has > 50% NDs with many tied observations at multiple DLs										
430	GROS may not be used when kstar of detected data is small such as < 0.1										
431	For such situations, GROS method tends to yield inflated values of UCLs and BTVs										
432	For gamma distributed detected data, BTVs and UCLs may be computed using gamma distribution on KM estimates										

433					Minimum	0.01				Mean		0.0244
434					Maximum	0.07				Median		0.0174
435					SD	0.0172				CV		0.705
436					k hat (MLE)	2.44				k star (bias corrected MLE)		2.09
437					Theta hat (MLE)	0.01				Theta star (bias corrected MLE)		0.0117
438					nu hat (MLE)	92.72				nu star (bias corrected)		79.42
439					MLE Mean (bias corrected)	0.0244				MLE Sd (bias corrected)		0.0169
440					95% Percentile of Chisquare (2k)	9.778				90% Percentile		0.047
441					95% Percentile	0.0571				99% Percentile		0.0795
442	**The following statistics are computed using Gamma ROS Statistics on Imputed Data**											
443	**Upper Limits using Wilson Hilferty (WH) and Hawkins Wixley (HW) Methods**											
444					WH	HW					WH	HW
445	Approx. Gamma UTL with 95% Coverage				0.0799	0.0834	95% Approx. Gamma UPL				0.0592	0.0602
446	95% Gamma USL				0.0838	0.0878						
447												
448	**The following statistics are computed using gamma distribution and KM estimates**											
449	**Upper Limits using Wilson Hilferty (WH) and Hawkins Wixley (HW) Methods**											
450					k hat (KM)	4.712				nu hat (KM)		179
451					WH	HW					WH	HW
452	Approx. Gamma UTL with 95% Coverage				0.0642	0.0648	95% Approx. Gamma UPL				0.0524	0.0524
453	95% Gamma USL				0.0664	0.0671						
454												
455	**Lognormal GOF Test on Detected Observations Only**											
456	Shapiro Wilk Test Statistic					0.86	**Shapiro Wilk GOF Test**					
457	5% Shapiro Wilk Critical Value					0.818	Detected Data appear Lognormal at 5% Significance Level					
458	Lilliefors Test Statistic					0.236	**Lilliefors GOF Test**					
459	5% Lilliefors Critical Value					0.313	Detected Data appear Lognormal at 5% Significance Level					
460	**Detected Data appear Lognormal at 5% Significance Level**											
461												
462	**Background Lognormal ROS Statistics Assuming Lognormal Distribution Using Imputed Non-Detects**											
463	Mean in Original Scale					0.0268	Mean in Log Scale					-3.771
464	SD in Original Scale					0.0157	SD in Log Scale					0.568
465	95% UTL95% Coverage					0.0913	95% BCA UTL95% Coverage					0.07
466	95% Bootstrap (%) UTL95% Coverage					0.07	95% UPL (t)					0.0633
467	90% Percentile (z)					0.0477	95% Percentile (z)					0.0586
468	99% Percentile (z)					0.0864	95% USL					0.097
469												
470	**Statistics using KM estimates on Logged Data and Assuming Lognormal Distribution**											
471	KM Mean of Logged Data					-3.624	95% KM UTL (Lognormal)95% Coverage					0.0673
472	KM SD of Logged Data					0.382	95% KM UPL (Lognormal)					0.0526
473	95% KM Percentile Lognormal (z)					0.05	95% KM USL (Lognormal)					0.0701
474												
475	**Background DL/2 Statistics Assuming Lognormal Distribution**											
476	Mean in Original Scale					0.0232	Mean in Log Scale					-4.026
477	SD in Original Scale					0.018	SD in Log Scale					0.722
478	95% UTL95% Coverage					0.103	95% UPL (t)					0.0645
479	90% Percentile (z)					0.045	95% Percentile (z)					0.0585
480	99% Percentile (z)					0.0957	95% USL					0.111
481	**DL/2 is not a Recommended Method. DL/2 provided for comparisons and historical reasons.**											
482												
483	**Nonparametric Distribution Free Background Statistics**											
484	**Data appear to follow a Discernible Distribution at 5% Significance Level**											
485												

	A	B	C	D	E	F	G	H	I	J	K	L
486	**Nonparametric Upper Limits for BTVs(no distinction made between detects and nondetects)**											
487					Order of Statistic, r	19			95% UTL with95% Coverage			0.07
488					Approximate f	1			Confidence Coefficient (CC) achieved by UTL			0.623
489					95% UPL	0.07			95% USL			0.07
490					95% KM Chebyshev UPL	0.0886						
491												
492	Note: The use of USL to estimate a BTV is recommended only when the data set represents a background											
493	data set free of outliers and consists of observations collected from clean unimpacted locations.											
494	The use of USL tends to provide a balance between false positives and false negatives provided the data											
495	represents a background data set and when many onsite observations need to be compared with the BTV.											
496												

497	**Copper**										
498											
499	**General Statistics**										
500				Total Number of Observations		20		Number of Distinct Observations			20
501								Number of Missing Observations			6
502				Minimum		7.3		First Quartile			24.8
503				Second Largest		75.5		Median			37.75
504				Maximum		94.6		Third Quartile			51.83
505				Mean		40.23		SD			22.91
506				Coefficient of Variation		0.569		Skewness			0.701
507				Mean of logged Data		3.513		SD of logged Data			0.668
508											
509				**Critical Values for Background Threshold Values (BTVs)**							
510				Tolerance Factor K (For UTL)		2.396		d2max (for USL)			2.557
511											
512				**Normal GOF Test**							
513				Shapiro Wilk Test Statistic		0.948		**Shapiro Wilk GOF Test**			
514				5% Shapiro Wilk Critical Value		0.905		Data appear Normal at 5% Significance Level			
515				Lilliefors Test Statistic		0.174		**Lilliefors GOF Test**			
516				5% Lilliefors Critical Value		0.198		Data appear Normal at 5% Significance Level			
517				**Data appear Normal at 5% Significance Level**							
518											
519				**Background Statistics Assuming Normal Distribution**							
520				95% UTL with 95% Coverage		95.11		90% Percentile (z)			69.58
521				95% UPL (t)		80.81		95% Percentile (z)			77.9
522				95% USL		98.79		99% Percentile (z)			93.52
523											
524				**Gamma GOF Test**							
525				A-D Test Statistic		0.286		**Anderson-Darling Gamma GOF Test**			
526				5% A-D Critical Value		0.748		etected data appear Gamma Distributed at 5% Significance Lev			
527				K-S Test Statistic		0.126		**Kolmogrov-Smirnoff Gamma GOF Test**			
528				5% K-S Critical Value		0.195		etected data appear Gamma Distributed at 5% Significance Lev			
529				**Detected data appear Gamma Distributed at 5% Significance Level**							
530											
531				**Gamma Statistics**							
532				k hat (MLE)		2.905		k star (bias corrected MLE)			2.502
533				Theta hat (MLE)		13.85		Theta star (bias corrected MLE)			16.07
534				nu hat (MLE)		116.2		nu star (bias corrected)			100.1
535				MLE Mean (bias corrected)		40.23		MLE Sd (bias corrected)			25.43
536											
537				**Background Statistics Assuming Gamma Distribution**							
538				95% Wilson Hilferty (WH) Approx. Gamma UPL		91.91		90% Percentile			74.29
539				95% Hawkins Wixley (HW) Approx. Gamma UPL		94.93		95% Percentile			89.04
540				95% WH Approx. Gamma UTL with 95% Coverage		120.6		99% Percentile			121.3
541				95% HW Approx. Gamma UTL with 95% Coverage		127.8					
542				95% WH USL		128.9		95% HW USL			137.5
543											
544				**Lognormal GOF Test**							
545				Shapiro Wilk Test Statistic		0.939		**Shapiro Wilk Lognormal GOF Test**			
546				5% Shapiro Wilk Critical Value		0.905		Data appear Lognormal at 5% Significance Level			
547				Lilliefors Test Statistic		0.148		**Lilliefors Lognormal GOF Test**			
548				5% Lilliefors Critical Value		0.198		Data appear Lognormal at 5% Significance Level			
549				**Data appear Lognormal at 5% Significance Level**							
550											
551				**Background Statistics assuming Lognormal Distribution**							

552				95% UTL with	95% Coverage	166.1				90% Percentile (z)		78.92
553					95% UPL (t)	109.5				95% Percentile (z)		100.6
554					95% USL	184.9				99% Percentile (z)		158.6
555												
556	**Nonparametric Distribution Free Background Statistics**											
557	**Data appear Normal at 5% Significance Level**											
558												
559	**Nonparametric Upper Limits for Background Threshold Values**											
560					Order of Statistic, r	20			95% UTL with	95% Coverage		94.6
561					Approximate f	1.053			Confidence Coefficient (CC) achieved by UTL			0.642
562	95% Percentile Bootstrap UTL with			95% Coverage		94.6			95% BCA Bootstrap UTL with	95% Coverage		94.6
563					95% UPL	93.65				90% Percentile		69.2
564					90% Chebyshev UPL	110.6				95% Percentile		76.46
565					95% Chebyshev UPL	142.5				99% Percentile		90.97
566					95% USL	94.6						
567												
568	Note: The use of USL to estimate a BTV is recommended only when the data set represents a background											
569	data set free of outliers and consists of observations collected from clean unimpacted locations.											
570	The use of USL tends to provide a balance between false positives and false negatives provided the data											
571	represents a background data set and when many onsite observations need to be compared with the BTV.											
572												

573	**Nickel**											
574												
575	**General Statistics**											
576					Total Number of Observations	21			Number of Distinct Observations	20		
577									Number of Missing Observations	5		
578					Minimum	6.8			First Quartile	13.6		
579					Second Largest	23.6			Median	17.2		
580					Maximum	24			Third Quartile	18.9		
581					Mean	16.62			SD	4.605		
582					Coefficient of Variation	0.277			Skewness	-0.498		
583					Mean of logged Data	2.765			SD of logged Data	0.328		
584												
585					**Critical Values for Background Threshold Values (BTVs)**							
586					Tolerance Factor K (For UTL)	2.371			d2max (for USL)	2.58		
587												
588					**Normal GOF Test**							
589					Shapiro Wilk Test Statistic	0.965			**Shapiro Wilk GOF Test**			
590					5% Shapiro Wilk Critical Value	0.908			Data appear Normal at 5% Significance Level			
591					Lilliefors Test Statistic	0.135			**Lilliefors GOF Test**			
592					5% Lilliefors Critical Value	0.193			Data appear Normal at 5% Significance Level			
593					**Data appear Normal at 5% Significance Level**							
594												
595					**Background Statistics Assuming Normal Distribution**							
596					95% UTL with 95% Coverage	27.54			90% Percentile (z)	22.52		
597					95% UPL (t)	24.75			95% Percentile (z)	24.19		
598					95% USL	28.5			99% Percentile (z)	27.33		
599												
600					**Gamma GOF Test**							
601					A-D Test Statistic	0.558			**Anderson-Darling Gamma GOF Test**			
602					5% A-D Critical Value	0.743			etected data appear Gamma Distributed at 5% Significance Lev			
603					K-S Test Statistic	0.155			**Kolmogrov-Smirnoff Gamma GOF Test**			
604					5% K-S Critical Value	0.189			etected data appear Gamma Distributed at 5% Significance Lev			
605					**Detected data appear Gamma Distributed at 5% Significance Level**							
606												
607					**Gamma Statistics**							
608					k hat (MLE)	11.23			k star (bias corrected MLE)	9.654		
609					Theta hat (MLE)	1.48			Theta star (bias corrected MLE)	1.721		
610					nu hat (MLE)	471.5			nu star (bias corrected)	405.5		
611					MLE Mean (bias corrected)	16.62			MLE Sd (bias corrected)	5.349		
612												
613					**Background Statistics Assuming Gamma Distribution**							
614					95% Wilson Hilferty (WH) Approx. Gamma UPL	26.63			90% Percentile	23.74		
615					95% Hawkins Wixley (HW) Approx. Gamma UPL	26.99			95% Percentile	26.28		
616					95% WH Approx. Gamma UTL with 95% Coverage	31.07			99% Percentile	31.52		
617					95% HW Approx. Gamma UTL with 95% Coverage	31.78						
618					95% WH USL	32.71			95% HW USL	33.57		
619												
620					**Lognormal GOF Test**							
621					Shapiro Wilk Test Statistic	0.887			**Shapiro Wilk Lognormal GOF Test**			
622					5% Shapiro Wilk Critical Value	0.908			Data Not Lognormal at 5% Significance Level			
623					Lilliefors Test Statistic	0.155			**Lilliefors Lognormal GOF Test**			
624					5% Lilliefors Critical Value	0.193			Data appear Lognormal at 5% Significance Level			
625					**Data appear Approximate Lognormal at 5% Significance Level**							
626												

627	**Background Statistics assuming Lognormal Distribution**											
628				95% UTL with	95% Coverage	34.58				90% Percentile (z)		24.19
629					95% UPL (t)	28.34				95% Percentile (z)		27.25
630					95% USL	37.03				99% Percentile (z)		34.07
631												
632	**Nonparametric Distribution Free Background Statistics**											
633	**Data appear Normal at 5% Significance Level**											
634												
635	**Nonparametric Upper Limits for Background Threshold Values**											
636					Order of Statistic, r	21				95% UTL with	95% Coverage	24
637					Approximate f	1.105				Confidence Coefficient (CC) achieved by UTL		0.659
638	95% Percentile Bootstrap UTL with				95% Coverage	24				95% BCA Bootstrap UTL with	95% Coverage	24
639					95% UPL	23.96				90% Percentile		21.7
640					90% Chebyshev UPL	30.76				95% Percentile		23.6
641					95% Chebyshev UPL	37.16				99% Percentile		23.92
642					95% USL	24						
643												
644	Note: The use of USL to estimate a BTV is recommended only when the data set represents a background											
645	data set free of outliers and consists of observations collected from clean unimpacted locations.											
646	The use of USL tends to provide a balance between false positives and false negatives provided the data											
647	represents a background data set and when many onsite observations need to be compared with the BTV.											
648												

	A	B	C	D	E	F	G	H	I	J	K	L
649	**Zinc**											
650												
651	**General Statistics**											
652					Total Number of Observations	21			Number of Distinct Observations			21
653									Number of Missing Observations			5
654					Minimum	22.8			First Quartile			32.6
655					Second Largest	146			Median			52.1
656					Maximum	151			Third Quartile			87.2
657					Mean	65.66			SD			43.02
658					Coefficient of Variation	0.655			Skewness			0.898
659					Mean of logged Data	3.987			SD of logged Data			0.641
660												
661					**Critical Values for Background Threshold Values (BTVs)**							
662					Tolerance Factor K (For UTL)	2.371			d2max (for USL)			2.58
663												
664					**Normal GOF Test**							
665					Shapiro Wilk Test Statistic	0.853			**Shapiro Wilk GOF Test**			
666					5% Shapiro Wilk Critical Value	0.908			Data Not Normal at 5% Significance Level			
667					Lilliefors Test Statistic	0.182			**Lilliefors GOF Test**			
668					5% Lilliefors Critical Value	0.193			Data appear Normal at 5% Significance Level			
669					**Data appear Approximate Normal at 5% Significance Level**							
670												
671					**Background Statistics Assuming Normal Distribution**							
672					95% UTL with 95% Coverage	167.7			90% Percentile (z)			120.8
673					95% UPL (t)	141.6			95% Percentile (z)			136.4
674					95% USL	176.7			99% Percentile (z)			165.7
675												
676					**Gamma GOF Test**							
677					A-D Test Statistic	0.717			**Anderson-Darling Gamma GOF Test**			
678					5% A-D Critical Value	0.751			etected data appear Gamma Distributed at 5% Significance Lev			
679					K-S Test Statistic	0.178			**Kolmogrov-Smirnoff Gamma GOF Test**			
680					5% K-S Critical Value	0.191			etected data appear Gamma Distributed at 5% Significance Lev			
681					**Detected data appear Gamma Distributed at 5% Significance Level**							
682												
683					**Gamma Statistics**							
684					k hat (MLE)	2.681			k star (bias corrected MLE)			2.329
685					Theta hat (MLE)	24.5			Theta star (bias corrected MLE)			28.19
686					nu hat (MLE)	112.6			nu star (bias corrected)			97.83
687					MLE Mean (bias corrected)	65.66			MLE Sd (bias corrected)			43.02
688												
689					**Background Statistics Assuming Gamma Distribution**							
690					95% Wilson Hilferty (WH) Approx. Gamma UPL	153.1			90% Percentile			123.3
691					95% Hawkins Wixley (HW) Approx. Gamma UPL	155.8			95% Percentile			148.5
692					95% WH Approx. Gamma UTL with 95% Coverage	201.3			99% Percentile			204.1
693					95% HW Approx. Gamma UTL with 95% Coverage	209.4						
694					95% WH USL	220.1			95% HW USL			230.8
695												
696					**Lognormal GOF Test**							
697					Shapiro Wilk Test Statistic	0.92			**Shapiro Wilk Lognormal GOF Test**			
698					5% Shapiro Wilk Critical Value	0.908			Data appear Lognormal at 5% Significance Level			
699					Lilliefors Test Statistic	0.161			**Lilliefors Lognormal GOF Test**			
700					5% Lilliefors Critical Value	0.193			Data appear Lognormal at 5% Significance Level			
701					**Data appear Lognormal at 5% Significance Level**							
702												

703	**Background Statistics assuming Lognormal Distribution**											
704				95% UTL with 95% Coverage		246.4				90% Percentile (z)		122.5
705					95% UPL (t)	167.1				95% Percentile (z)		154.7
706					95% USL	281.8				99% Percentile (z)		239.5
707												
708	**Nonparametric Distribution Free Background Statistics**											
709	**Data appear Approximate Normal at 5% Significance Level**											
710												
711	**Nonparametric Upper Limits for Background Threshold Values**											
712					Order of Statistic, r	21				95% UTL with 95% Coverage		151
713					Approximate f	1.105				Confidence Coefficient (CC) achieved by UTL		0.659
714	95% Percentile Bootstrap UTL with 95% Coverage					151				95% BCA Bootstrap UTL with 95% Coverage		151
715					95% UPL	150.5				90% Percentile		139
716					90% Chebyshev UPL	197.8				95% Percentile		146
717					95% Chebyshev UPL	257.6				99% Percentile		150
718					95% USL	151						
719												
720	Note: The use of USL to estimate a BTV is recommended only when the data set represents a background											
721	data set free of outliers and consists of observations collected from clean unimpacted locations.											
722	The use of USL tends to provide a balance between false positives and false negatives provided the data											
723	represents a background data set and when many onsite observations need to be compared with the BTV.											
724												

Appendix G
Data Quality/Data Usability Evaluation

Police Station
125 Columbus Boulevard
New Britain, CT

DATA QUALITY USABILITY EVALUATION

The following evaluation was performed in accordance with CTDEEP's Laboratory Quality Assurance and Quality Control Data Quality Assessment and Data Usability Evaluation Guidance Document dated May 2009.

RCP DATA

Soil Samples:

SAMPLE ID	LAB ID
PS-B13 (0-4')	2477
PS-B13B (4-8')	2478
PS-B13B (4-8') Dup	2479
PS-B13B (8-12')	2480
PS-B14 (0-4')	2481
PS-B14 (0-4') Dup	2482
PS-B14 (8-12')	2483
PS-B15 (0-4')	2484
PS-B16 (0-4')	2485
PS-B17 (0-4')	2486
PS-B16 (8-9')	2487
PS-B5 (0-4')	2488
PS-B5 (20-24')	2489
PS-B6 (4-8')	2490
PS-B6 (8-12')	2491
PS-B10 (0-2')	2492
PS-B11 (0-2')	2493
Equipment Blank	2494
Trip Blank	2495

The chain of custody was modified on 03/10/15 to reflect additions to the original analytical requested (PCBs added to CTL nos. 2481 & 2482).

The ETPH discrimination check meets RCP criteria.

Due to the matrix, CTL sample no. 2477 was diluted for SVOC analysis and the reporting levels have been raised accordingly.

There were no anomalies associated with the reported data.

Sample Date: March 9, 2015

Chemical Analysis: VOCs, PAHs, ETPH, PCBs, cyanide and metals.

Chain of Custody: Acceptable

Sample Preservation: VOCs- Metals (equipment blank).

Holding Times: Acceptable

Precision: The following duplicate samples were collected: PS-B13B(4-8') & PS-B13B(4-8') (Dup) and PS-B14(0-4') & PS-B14(0-4') (Dup). Relative percent differnece (RPD) calculations are attached. RPDs for total metals had various RPDs greater than 50% guideline, indicating the soil samples and metals concentrations are not homogeneous; the metals did not exceed CTDEEP criteria. PAHs RDPs were met the less than 50% RPDs guideline (acceptable). Low concentrations of trichloroethylene were detected in PS-13(4-8') Dup but not in PS-13(4-8').

Accuracy: See below. **Sensitivity:** All limits reporting limits below RSR criteria, except PS-B13(0-4'); PAHs well above CTDEEP criteria-not significant.

Trip Blank: No VOCs detected. **Equipment Rinsate:** Low concentrations of trihalomethanes detected in equipment rinsate sample; likely originating for driller's washwater. Trihalomethanes not detected in soil samples- not significant.

RCP Non-conformances:

Non-conformances reported by CTL	Predicted Bias	LEP Comments
None except Reporting Limit discussed above.		**PAHs well above CTDEEP criteria. Nonconformance not significant.**

RCP- CTDEEP Laboratory Reasonable Confidence Protocols, R- Recovery, CCAL- Continued Calibration Standard, CCAL- Continuing Calibration area counts, ICAL- Initial Calibration, ICV- Initial Calibration Value, IS- Internal Standard, MS Matrix Spike, RF- Response Factor, LCS- Laboratory Control Sample, SR- Surrogate Recovery, RPD-Relative Percent Difference.

Conclusion: Data are usable for site characterization.

RPD Calculations for Duplicates (all other chemicals ND)

Target goal RPD less than 50%

Matrix Type:	SOIL	SOIL		SOIL	SOIL	
CTL Sample No.:	2478	2479		2482	2483	
Field ID:	PS-B13B (4-8')	PS-B13B (4-8' Dup	RPD%	PS-B14 (0-4') Dup	PS-B14 (8-12')	RPD%
Parameters						
Arsenic, Total-mg/kg	ND	ND		2.2	2.9	27
Barium, Total-mg/kg	49	72	38	88	84	5
Cadmium, Total-mg/kg	ND	ND		ND	ND	
Chromium, Total-mg/kg	16.2	11.1	37	13.8	10.2	42
Lead, Total-mg/kg	23.2	7.3	103	22.3	56.0	79
Mercury, Total-mg/kg	0.04	ND	100	0.03	0.07	8
Selenium, Total-mg/kg	ND	ND		ND	ND	
Silver, Total-mg/kg	ND	ND		ND	ND	
Copper, Total-mg/kg	68.5	7.3	161	48.1	249	135
Nickel, Total-mg/kg	18.8	11.6	49	20.6	24.0	14
Zinc, Total-mg/kg	151	146	3	60.7	81.4	29

Matrix Type:	SOIL	SOIL		SOIL	SOIL	
CTL Sample No.:	2478	2479		2482	2483	
Field ID:	PS-B13B (4-8')	PS-B13B (4-8') Dup		PS-B14 (0-4') Dup	PS-B14 (8-12')	
Parameters						
Arsenic, SPLP-mg/L	ND	ND		ND	ND	
Barium - SPLP-mg/L	0.3	0.4	29	0.3	0.2	40
Cadmium - SPLP-mg/L	ND	ND		ND	ND	
Chromium, Total - SPLP-mg/L	ND	ND		ND	ND	
Lead - SPLP-mg/L	ND	ND		ND	ND	
Mercury - SPLP-mg/L	ND	ND		ND	ND	
Selenium-SPLP-mg/L	ND	ND		ND	ND	
Silver, SPLP-mg/L	ND	ND		ND	ND	
Copper,SPLP-mg/L	0.01	0.02	67	0.01	ND	
Nickel, SPLP-mg/L	ND	ND		ND	ND	
Zinc-SPLP-mg/L	0.41	0.53	25	0.35	ND	100

Trichloroethylene	ug/Kg	10	ND	22.0	75

RDP calculations for NDs- assume detected at detection limit.

Field ID:	PS-B13B (4-8')	PS-B13B (4-8' Dup
Date Analyzed:	03/11/2015	03/11/2015
Date Extracted:	03/10/2015	03/10/2015

Parameters	Units	RL		
Naphthalene	ug/Kg	50	ND	ND
2-Methylnaphthalene	ug/Kg	100	ND	ND
2-Chloronaphthalene	ug/Kg	100	ND	ND
Acenaphthylene	ug/Kg	50	ND	ND
Acenaphthene	ug/Kg	50	ND	ND
Fluorene	ug/Kg	50	ND	ND
Phenanthrene	ug/Kg	50	ND	ND
Anthracene	ug/Kg	50	ND	ND
Carbazole	ug/Kg	100	ND	ND
Fluoranthene	ug/Kg	50	ND	ND
Pyrene	ug/Kg	50	ND	ND
Benzo(a)anthracene	ug/Kg	50	ND	ND
Chrysene	ug/Kg	50	ND	ND
Benzo(b)fluoranthene	ug/Kg	50	ND	ND
Benzo(k)fluoranthene	ug/Kg	50	ND	ND
Benzo(a)pyrene	ug/Kg	50	ND	ND
Indeno(1,2,3-cd)Pyrene	ug/Kg	50	ND	ND
Dibenzo(a,h)Anthracene	ug/Kg	100	ND	ND
Benzo(g,h,i)Perylene	ug/Kg	100	ND	ND

Matrix Type:	SOIL	SOIL	
CTL Sample No.:	2481	2482	
Field ID:	PS-B14 (0-4')	PS-B14 (0-4') Dup	
Date Analyzed:	03/12/2015	03/12/2015	RPD(%)
Date Extracted:	03/10/2015	03/10/2015	

Parameters			
Naphthalene	ND	ND	
2-Methylnaphthalene	ND	ND	
2-Chloronaphthalene	ND	ND	
Acenaphthylene	ND	ND	
Acenaphthene	51.0	52.0	2
Fluorene	55.0	66.0	18
Phenanthrene	730.0	865.0	17
Anthracene	163.0	206.0	23
Carbazole	ND	ND	15
Fluoranthene	1,120.0	965.0	22
Pyrene	941.0	752.0	17
Benzo(a)anthracene	303.0	256.0	17
Chrysene	660.0	613.0	17
Benzo(b)fluoranthene	434.0	356.0	20
Benzo(k)fluoranthene	167.0	175.0	20
Benzo(a)pyrene	306.0	249.0	29
Indeno(1,2,3-cd)Pyrene	262.0	196.0	
Dibenzo(a,h)Anthracene	ND	ND	
Benzo(g,h,i)Perylene	345.0	263.0	21

Police Station
125 Columbus Boulevard
New Britain, CT

DATA QUALITY USABILITY EVALUATION

The following evaluation was performed in accordance with CTDEEP's Laboratory Quality Assurance and Quality Control Data Quality Assessment and Data Usability Evaluation Guidance Document dated May 2009.

RCP DATA

Soil Samples: PS-B16(0-4')

Sample Date: March 9, 2015

Chemical Analysis: PAH SPLP

Chain of Custody: Acceptable

Sample Preservation: None

Holding Times: Acceptable

Precision: No duplicate for PAH SPLP analyses.

Accuracy: See below. **Sensitivity:** All limits reporting limits below RSR criteria.

Trip Blank: No VOCs detected. **Equipment Rinsate:** Low concentrations of trihalomethanes detected in equipment rinsate sample; likely originating for driller's washwater. Trihalomethanes not detected in soil samples- not significant.

RCP Non-conformances:

Non-conformances reported by CTL	Predicted Bias	LEP Comments
None		

RCP- CTDEEP Laboratory Reasonable Confidence Protocols, R- Recovery, CCAL- Continued Calibration Standard, CCAL- Continuing Calibration area counts, ICAL- Initial Calibration, ICV- Initial Calibration Value, IS- Internal Standard, MS Matrix Spike, RF- Response Factor, LCS- Laboratory Control Sample, SR- Surrogate Recovery, RPD-Relative Percent Difference.

Police Station
125 Columbus Boulevard
New Britain, CT

DATA QUALITY USABILITY EVALUATION

The following evaluation was performed in accordance with CTDEEP's Laboratory Quality Assurance and Quality Control Data Quality Assessment and Data Usability Evaluation Guidance Document dated May 2009.

RCP DATA

Soil Samples:

SAMPLE ID	LAB ID	MATRIX	Date Collected	Date Received
PS-MW3 (0-4)	3420	SOIL	03/24/2015	03/24/2015
PS-MW3 (10-12)	3421	SOIL	03/24/2015	03/24/2015
PS-MW3 (20-22)	3422	SOIL	03/24/2015	03/24/2015
Trip Blank	3423	WATER	03/24/2015	03/24/2015

No analytical was requested for CTL sample no. 3422.

The ETPH discrimination check meets RCP criteria.

There were no anomalies associated with the reported data.

Revision 1.0

Additional Arsenic analysis was requested for CTL sample no. 3422 on 04/06/15.

There were no anomalies associated with the reported data.

Chemical Analysis: VOCs, PAHs, ETPH, PCBs and metals.

Chain of Custody: Acceptable

Sample Preservation: VOCs

Holding Times: Acceptable

Precision: No duplicate.

Accuracy: See below. **Sensitivity:** All limits reporting limits below RSR criteria.

Police Station
125 Columbus Boulevard
New Britain, CT

Trip Blank: No VOCs detected. **Equipment Rinsate: None**

RCP Non-conformances:

Non-conformances reported by CTL	Predicted Bias	LEP Comments
None		

RCP- CTDEEP Laboratory Reasonable Confidence Protocols, R- Recovery, CCAL- Continued Calibration Standard, CCAL- Continuing Calibration area counts, ICAL- Initial Calibration, ICV- Initial Calibration Value, IS- Internal Standard, MS Matrix Spike, RF- Response Factor, LCS- Laboratory Control Sample, SR- Surrogate Recovery, RPD-Relative Percent Difference.

Conclusion: Data are usable for site characterization.

Police Station
125 Columbus Boulevard
New Britain, CT

DATA QUALITY USABILITY EVALUATION

The following evaluation was performed in accordance with CTDEEP's Laboratory Quality Assurance and Quality Control Data Quality Assessment and Data Usability Evaluation Guidance Document dated May 2009.

RCP DATA

Soil Samples:

SAMPLE ID	LAB ID	MATRIX	Date Collected	Date Received
PS-B1 (0-2)	3485	SOIL	03/24/2015	03/25/2015
PS-B2 (0-2)	3486	SOIL	03/24/2015	03/25/2015
PS-B3 (0-2)	3487	SOIL	03/24/2015	03/25/2015
PS-B4 (0-2)	3488	SOIL	03/24/2015	03/25/2015
PS-B12 (0-2)	3489	SOIL	03/24/2015	03/25/2015
T-B1 (0-2)	3490	SOIL	03/24/2015	03/25/2015
T-B303 (2.5-3.5)	3491	SOIL	03/24/2015	03/25/2015
T-B3 (0-2)	3492	SOIL	03/24/2015	03/25/2015
Trip Blank	3493	WATER	03/24/2015	03/25/2015
Equipment Blank	3494	WATER	03/24/2015	03/25/2015

The ETPH discrimination check meets RCP criteria.

There were no anomalies associated with the reported data.

Chemical Analysis: VOCs, PAHs, ETPH, PCBs and metals.

Chain of Custody: Acceptable

Sample Preservation: VOCs, Metals (Equipment Blank)

Holding Times: Acceptable

Precision: No duplicates collected.

Accuracy: See below. **Sensitivity:** All limits reporting limits below RSR criteria.

Trip Blank: No VOCs detected. **Equipment Rinsate:** Low concentrations of trihalomethanes detected in equipment rinsate sample; likely originating for driller's washwater. Trihalomethanes not detected in soil samples- not significant.

Police Station
125 Columbus Boulevard
New Britain, CT

RCP Non-conformances:

Non-conformances reported by CTL	Predicted Bias	LEP Comments
None		

RCP- CTDEEP Laboratory Reasonable Confidence Protocols, R- Recovery, CCAL- Continued Calibration Standard, CCAL- Continuing Calibration area counts, ICAL- Initial Calibration, ICV- Initial Calibration Value**,** IS- Internal Standard, MS Matrix Spike, RF- Response Factor**,** LCS- Laboratory Control Sample, SR- Surrogate Recovery, RPD-Relative Percent Difference.

Conclusion: Data are usable for site characterization.

Police Station
125 Columbus Boulevard
New Britain, CT

DATA QUALITY USABILITY EVALUATION

The following evaluation was performed in accordance with CTDEEP's Laboratory Quality Assurance and Quality Control Data Quality Assessment and Data Usability Evaluation Guidance Document dated May 2009.

RCP DATA

Soil Samples:

SAMPLE ID	LAB ID	MATRIX	Date Collected	Date Received
PS-MW1 (0-4')	3518	SOIL	03/25/2015	03/25/2015
PS-MW1 (0-4') Dup	3519	SOIL	03/25/2015	03/25/2015
PS-MW1 (8-10')	3520	SOIL	03/25/2015	03/25/2015
PS-MW1 (23-25')	3521	SOIL	03/25/2015	03/25/2015
PS-MW2 (0-4')	3522	SOIL	03/25/2015	03/25/2015
PS-MW2 (0-4') Dup	3523	SOIL	03/25/2015	03/25/2015
PS-MW2 (15-17')	3524	SOIL	03/25/2015	03/25/2015
PS-MW2 (20-22')	3525	SOIL	03/25/2015	03/25/2015
Trip Blank	3526	WATER	03/25/2015	03/25/2015
Equipment Blank	3527	WATER	03/25/2015	03/25/2015

No analytical was requested for CTL sample no. 3521 & 3525.

The chain of custody was modified on 03/30/15 to reflect deletions to the original analytical requested (SPLP Cyanide cancelled and SPLP Metals put on hold for CTL no. 3518). The chain of custody was modified again on 04/02/15 to reflect additional SPLP metals analysis for CTL sample no. 3518.

The ETPH discrimination check meets RCP criteria.

There were no anomalies associated with the reported data.

Revision 1.0

Additional SPLP PAH analysis was requested for CTL sample nos. 3522 & 3523 on 04/07/15.

There were no anomalies associated with the reported data.

Chemical Analysis: VOCs, PAHs, ETPH, PCBs, cyanide and metals.

Chain of Custody: Acceptable

Sample Preservation: VOCs, Metals (Equipment Blank)

Holding Times: Acceptable

Precision: The following duplicate samples were collected: PS-MW1(0-4') & PS-MW1(0-4') - cyanide only and PS- MW2(0-4') & PS-MW2(0-4')Dup. RPD calculations are attached. Cyanide was not detected in PS-MW1(0-4') or PS-MW1(0-4')Dup.

For detected chemicals in PS- MW2(0-4') & PS-MW2(0-4'), RPDs for total metals were generally below RPDs the 50% guideline. Several PAH compounds exceeded the 50% guideline, indicating the soil samples are not homogeneous. The PAHs exceeded CTDEEP criteria for both PS- MW2(0-4') & PS-MW2(0-4'), therefore, the variation is not significant.

Accuracy: See below. **Sensitivity:** All limits reporting limits below RSR criteria.

Trip Blank: No VOCs detected. **Equipment Rinsate:** Low concentrations of trihalomethanes detected in equipment rinsate sample; likely originating for driller's washwater. Trihalomethanes not detected in soil samples- not significant.

RCP Non-conformances:

Non-conformances reported by CTL	Predicted Bias	LEP Comments
None		

RCP- CTDEEP Laboratory Reasonable Confidence Protocols, R- Recovery, CCAL- Continued Calibration Standard, CCAL- Continuing Calibration area counts, ICAL- Initial Calibration, ICV- Initial Calibration Value, IS- Internal Standard, MS Matrix Spike, RF- Response Factor, LCS- Laboratory Control Sample, SR- Surrogate Recovery, RPD-Relative Percent Difference.

Conclusion: Data are usable for site characterization.

Relative Percent Difference (RPD) Calculations for Duplicates
Target goal less than 50%

Matrix Type:	SOIL	SOIL	
CTL Sample No.:	3522	3523	
Field ID:	PS-MW2 (0-4')	PS-MW2 (0-4' Dup	
Parameters			RPD(%)
Arsenic, Total-mg/kg	ND	1.4	40
Barium, Total-mg/kg	120	167	30
Cadmium, Total-mg/kg	ND	ND	
Chromium, Total-mg/kg	7.7	11.1	36
Lead, Total-mg/kg	36.1	60.8	51
Mercury, Total-mg/kg	0.04	0.05	22
Selenium, Total-mg/kg	ND	ND	
Silver, Total-mg/kg	ND	ND	
Copper, Total-mg/kg	56.7	62.0	9
Nickel, Total-mg/kg	17.2	18.6	8
Zinc, Total-mg/kg	87.2	106	19

Matrix Type:	SOIL	SOIL	
CTL Sample No.:	3522	3523	
Field ID:	PS-MW2 (0-4')	PS-MW2 (0-4') Dup	
Parameters			
Arsenic, SPLP-mg/L	ND	ND	
Barium - SPLP-mg/L	ND	ND	
Cadmium - SPLP-mg/L	ND	ND	
Chromium, Total - SPLP-mg/L	ND	ND	
Lead - SPLP-mg/L	0.013	ND 0.005	89
Mercury - SPLP-mg/L	ND	ND	
Selenium-SPLP-mg/L	ND	ND	
Silver, SPLP-mg/L	ND	ND	
Copper,SPLP-mg/L	0.01	ND 0.1	0
Nickel, SPLP-mg/L	ND	ND	
Zinc-SPLP-mg/L	ND	ND	

CT ETPH	216	265	20

RDP calculations for NDs- assume detected at detection limit.

Matrix Type:	SOIL	SOIL
CTL Sample No.:	3522	3523
Field ID:	PS-MW2 (0-4')	PS-MW2 (0-4') Dup
Date Analyzed:	03/26/2015	03/26/2015
Date Extracted:	03/26/2015	03/26/2015

Parameters		
Aroclor 1016	ND	ND
Aroclor 1221	ND	ND
Aroclor 1232	ND	ND
Aroclor 1242	ND	ND
Aroclor 1248	ND	ND
Aroclor 1254	ND	ND
Aroclor 1260	ND	ND
PCBs, Total	ND	ND

Matrix Type:	SOIL	SOIL	
CTL Sample No.:	3522	3523	
Field ID:	PS-MW2 (0-4')	PS-MW2 (0-4') Dup	
Date Analyzed:	03/26/2015	03/26/2015	
Date Extracted:	03/26/2015	03/26/2015	RPD(%)

Parameters			
Naphthalene	169.0	401.0	81
2-Methylnaphthalene	ND	160.0	46
2-Chloronaphthalene	ND	ND	
Acenaphthylene	125.0	372.0	99
Acenaphthene	435.0	572.0	27
Fluorene	515.0	679.0	27
Phenanthrene	4,720.0	6,440.0	30
Anthracene	1,130.0	1,890.0	50
Carbazole	505.0	852.0	51
Fluoranthene	5,830.0	10,600.0	58
Pyrene	4,840.0	8,340.0	53
Benzo(a)anthracene	2,200.0	4,530.0	65
Chrysene	3,060.0	5,470.0	57
Benzo(b)fluoranthene	2,990.0	4,340.0	37
Benzo(k)fluoranthene	1,280.0	2,290.0	57
Benzo(a)pyrene	2,340.0	4,130.0	55
Indeno(1,2,3-cd)Pyrene	1,920.0	3,250.0	51
Dibenzo(a,h)Anthracene	571.0	782.0	31
Benzo(g,h,i)Perylene	2,260.0	3,290.0	37

Matrix Type:			SOIL	SOIL
CTL Sample No.:			3518	3519
Field ID:			PS-MW1 (0-4')	PS-MW1 (0-4') Dup
Parameters	**Date Tested**	**RL**		
Cyanide, Total-mg/kg	04/02/2015	1.0	ND	ND

Matrix Type:	SOIL	SOIL	
CTL Sample No.:	3522	3523	
Field ID:	PS-MW2 (0-4')	PS-MW2 (0-4') Dup	
Date Analyzed:	04/14/2015	04/14/2015	
Date Extracted:	04/08/2015	04/08/2015	RPD(%)

Parameters	Units	RL				
Naphthalene	ug/L	1.0	ND	ND		
2-Methylnaphthalene	ug/L	1.0	ND	ND		
2-Chloronaphthalene	ug/L	1.0	ND	ND		
Acenaphthylene	ug/L	0.3	ND	ND		
Acenaphthene	ug/L	1.0	1.1	ND	1.0	10
Fluorene	ug/L	1.0	ND	ND		
Phenanthrene	ug/L	0.07	2.04	1.34		41
Anthracene	ug/L	1.0	ND	ND		
Carbazole	ug/L	1.0	1.0	ND		
Fluoranthene	ug/L	1.0	ND	ND		
Pyrene	ug/L	1.0	ND	ND		
Benzo(a)anthracene	ug/L	0.06	0.12	ND	0.06	67
Chrysene	ug/L	1.0	ND	ND		
Benzo(b)fluoranthene	ug/L	0.08	ND	ND		
Benzo(k)fluoranthene	ug/L	0.3	ND	ND		
Benzo(a)pyrene	ug/L	0.2	ND	ND		
Indeno(1,2,3-cd)Pyrene	ug/L	0.2	ND	ND		
Dibenzo(a,h)Anthracene	ug/L	0.2	ND	ND		
Benzo(g,h,i)Perylene	ug/L	1.0	ND	ND		

Police Station
125 Columbus Boulevard
New Britain, CT

DATA QUALITY USABILITY EVALUATION

The following evaluation was performed in accordance with CTDEEP's Laboratory Quality Assurance and Quality Control Data Quality Assessment and Data Usability Evaluation Guidance Document dated May 2009.

RCP DATA

Groundwater Samples:

The following samples were received as indicated below and on the attached Chain of Custody record. All analyses were performed within the holding time and with acceptable quality control results unless otherwise noted.

SAMPLE ID	LAB ID	MATRIX	Date Collected	Date Received
PS-MW-3	7786	WATER		06/02/2015

There were no anomalies associated with the reported data.

Chemical Analysis: VOCs **Chain of Custody:** Acceptable

Sample Preservation: VOCs **Holding Times:** Acceptable

Precision: No duplicates collected.

Accuracy: See below. **Sensitivity:** All limits reporting limits below RSR criteria.

Trip Blank: None. **Equipment Rinsate:** None.

RCP Non-conformances:

Non-conformances reported by CTL	Predicted Bias	LEP Comments
None		

RCP- CTDEEP Laboratory Reasonable Confidence Protocols, R- Recovery, CCAL- Continued Calibration Standard, CCAL- Continuing Calibration area counts, ICAL- Initial Calibration, ICV- Initial Calibration Value, IS- Internal Standard, MS Matrix Spike, RF- Response Factor, LCS- Laboratory Control Sample, SR- Surrogate Recovery, RPD-Relative Percent Difference.

Conclusion: Data are usable for site characterization.

Police Station
125 Columbus Boulevard
New Britain, CT

DATA QUALITY USABILITY EVALUATION

The following evaluation was performed in accordance with CTDEEP's Laboratory Quality Assurance and Quality Control Data Quality Assessment and Data Usability Evaluation Guidance Document dated May 2009.

RCP DATA

Groundwater Samples:

The following samples were received as indicated below and on the attached Chain of Custody record. All analyses were performed within the holding time and with acceptable quality control results unless otherwise noted.

SAMPLE ID	LAB ID	MATRIX	Date Collected	Date Received
PS-MW1	6006	WATER	05/05/2015	05/05/2015
PS-MW2	6007	WATER	05/04/2015	05/05/2015
PS-MW3	6008	WATER	05/04/2015	05/05/2015
PS-MW4	6009	WATER	05/04/2015	05/05/2015
VL-MW1	6010	WATER	05/05/2015	05/05/2015
T-MW3	6011	WATER	05/05/2015	05/05/2015
PS-MW1 Dup	6012	WATER	05/05/2015	05/05/2015
Trip Blank	6013	WATER	05/04/2015	05/05/2015
Equipment	6014	WATER	05/05/2015	05/05/2015

Samples were filtered upon receipt at the lab for possible future dissolved metals analysis.

VOC analysis was not performed on CTL sample no. 6008 since vials were received broken.

The ETPH discrimination check meets RCP criteria.

There were no anomalies associated with the reported data.

Chemical Analysis: VOCs, PAHs, metals, ETPH and cyanide. **Chain of Custody:** Acceptable

Sample Preservation: VOCs, metals **Holding Times:** Acceptable

Precision: PS-MW1 and PD MW1(Dup) were duplicate samples. Relative percent differnece (RPD) calculations are attached. RDPs were favorable with only copper exceeding the 30% guideline

Accuracy: See below. **Sensitivity:** All limits reporting limits below RSR criteria.

Police Station
125 Columbus Boulevard
New Britain, CT

Trip Blank: VOCs not detected. **Equipment Rinsate:** A submersible pump (equipment rinsate) was used due to the depth of groundwater. Metals, cyanide, ETPH and PAHs were not detected. VOCs (acetone, methyl ethyl ketone and chloroform) were detected in the equipment rinsate, but not the groundwater sample results: not significant.

RCP Non-conformances:

Non-conformances reported by CTL	Predicted Bias	LEP Comments
None		

RCP- CTDEEP Laboratory Reasonable Confidence Protocols, R- Recovery, CCAL- Continued Calibration Standard, CCAL- Continuing Calibration area counts, ICAL- Initial Calibration, ICV- Initial Calibration Value**,** IS- Internal Standard, MS Matrix Spike, RF- Response Factor**,** LCS- Laboratory Control Sample, SR- Surrogate Recovery, RPD-Relative Percent Difference.

Conclusion: Data are usable for site characterization.

RPD Calculations for Duplicates (all other chemicals ND)
Target RPD guideline less than 30%

Matrix Type:			WATER	WATER	
CTL Sample No.:			6006	6012	
Field ID:			PS-MW1	PS-MW1 Dup	RPD(%)
Parameters	Date Tested	RL			
Arsenic, Total-mg/L	05/10/2015	0.01	ND	ND	
Barium, Total-mg/L	05/10/2015	0.1	0.2	0.2	0
Cadmium, Total-mg/L	05/10/2015	0.005	ND	ND	
Chromium, Total-mg/L	05/10/2015	0.05	ND	ND	
Lead, Total-mg/L	05/10/2015	0.005	0.006	0.005	18
Mercury, Total-mg/L	05/11/2015	0.002	ND	ND	
Selenium, Total-mg/L	05/10/2015	0.01	ND	ND	
Silver, Total-mg/L	05/10/2015	0.01	ND	ND	
Copper, Total-mg/L	05/10/2015	0.01	0.02	0.01	66
Nickel, Total-mg/L	05/10/2015	0.05	ND	ND	
Zinc, Total-mg/L	05/10/2015	0.05	ND	ND	

Matrix Type:			WATER	WATER	
CTL Sample No.:			6006	6012	
Field ID:			PS-MW1	PS-MW1 Dup	
Parameters	Date Tested	RL			
Cyanide, Total-mg/L	05/13/2015	0.05	ND	ND	0

Matrix Type:	WATER	WATER
CTL Sample No.:	6006	6012
Field ID:	PS-MW1	PS-MW1 Dup
Date Analyzed:	05/13/2015	05/13/2015
Date Extracted:	05/11/2015	05/11/2015

Parameters	Units	RL			
CT ETPH	mg/L	0.25	ND	ND	0

			WATER
CTL Sample No.:		6006	6012
Field ID:		PS-MW1	PS-MW1 Dup
Date Analyzed:		05/06/2015	05/07/2015
Date Extracted:		05/06/2015	05/07/2015

Parameters	Units	RL			RPD(%)
Dichlorodifluoromethane	ug/L	0.5	ND	ND	
Chloromethane	ug/L	0.5	ND	ND	
Vinyl chloride	ug/L	0.5	ND	ND	
Bromomethane	ug/L	0.5	ND	ND	
Chloroethane	ug/L	0.5	ND	ND	
Trichlorofluoromethane	ug/L	0.5	ND	ND	
Trichlorotrifluoroethane	ug/L	0.5	ND	ND	
Acetone	ug/L	5.0	ND	ND	
1,1-Dichloroethylene	ug/L	0.5	ND	ND	
Methylene chloride	ug/L	0.5	ND	ND	
Methyl tert-butyl ether (MTBE)	ug/L	0.5	ND	ND	
Carbon disulfide	ug/L	0.5	ND	ND	
Acrylonitrile	ug/L	0.5	ND	ND	
trans-1,2-Dichloroethylene	ug/L	0.5	ND	ND	
1,1-Dichloroethane	ug/L	0.5	ND	ND	
Methyl ethyl ketone	ug/L	5.0	ND	ND	
2,2-Dichloropropane	ug/L	0.5	ND	ND	
cis-1,2-Dichloroethylene	ug/L	0.5	5.8	5.9	2
Tetrahydrofuran	ug/L	5.0	ND	ND	
Chloroform	ug/L	0.5	0.6	0.6	0
Bromochloromethane	ug/L	0.5	ND	ND	
1,1,1-Trichloroethane	ug/L	0.5	ND	ND	
1,1-Dichloropropylene	ug/L	0.5	ND	ND	
Carbon tetrachloride	ug/L	0.5	ND	ND	
Benzene	ug/L	0.5	ND	ND	
1,2-Dichloroethane	ug/L	0.5	ND	ND	
Trichloroethylene	ug/L	0.5	17.5	18.6	6

Matrix Type:	WATER	WATER
CTL Sample No.:	6006	6012
Field ID:	PS-MW1	PS-MW1 Dup
Date Analyzed:	05/12/2015	05/12/2015
Date Extracted:	05/08/2015	05/08/2015

Parameters	Units	RL		
Naphthalene	ug/L	1.0	ND	ND
2-Methylnaphthalene	ug/L	1.0	ND	ND
2-Chloronaphthalene	ug/L	1.0	ND	ND
Acenaphthylene	ug/L	0.3	ND	ND
Acenaphthene	ug/L	1.0	ND	ND
Fluorene	ug/L	1.0	ND	ND
Phenanthrene	ug/L	0.07	ND	ND
Anthracene	ug/L	1.0	ND	ND
Carbazole	ug/L	1.0	ND	ND
Fluoranthene	ug/L	1.0	ND	ND
Pyrene	ug/L	1.0	ND	ND
Benzo(a)anthracene	ug/L	0.06	ND	ND
Chrysene	ug/L	1.0	ND	ND
Benzo(b)fluoranthene	ug/L	0.08	ND	ND
Benzo(k)fluoranthene	ug/L	0.3	ND	ND
Benzo(a)pyrene	ug/L	0.2	ND	ND
Indeno(1,2,3-cd)Pyrene	ug/L	0.2	ND	ND
Dibenzo(a,h)Anthracene	ug/L	0.2	ND	ND
Benzo(g,h,i)Perylene	ug/L	1.0	ND	ND

Appendix H
Map of Natural Diversity Data Base Areas

Natural Diversity Data Base Areas

NEW BRITAIN, CT

December 2014

State and Federal Listed Species & Significant Natural Communities

Town Boundary

NOTE: This map shows general locations of State and Federal Listed Species and Significant Natural Communities. Information on listed species is collected and compiled by the Natural Diversity Data Base (NDDB) from a number of data sources . Exact locations of species have been buffered to produce the general locations. Exact locations of species and communities occur somewhere in the shaded areas, not necessarily in the center. A new mapping format is being employed that more accurately models important riparian and aquatic areas and eliminates the need for the upstream/downstream searches required in previous versions.

This map is intended for use as a preliminary screening tool for conducting a Natural Diversity Data Base Review Request. To use the map, locate the project boundaries and any additional affected areas. If the project is within a shaded area there may be a potential conflict with a listed species. For more information, complete a Request for Natural Diversity Data Base State Listed Species Review form (DEP-APP-007), and submit it to the NDDB along with the required maps and information. More detailed instructions are provided with the request form on our website.

www.ct.gov/deep/nddbrequest

Use the CTECO Interactive Map Viewers at www.cteco.uconn.edu to more precisely search for and locate a site and to view aerial imagery with NDDB Areas.

QUESTIONS: Department of Energy and Environmental Protection (DEEP)
79 Elm St., Hartford CT 06106
Phone (860) 424-3011

Connecticut Department of Energy & Environmental Protection
Bureau of Natural Resources
Wildlife Division

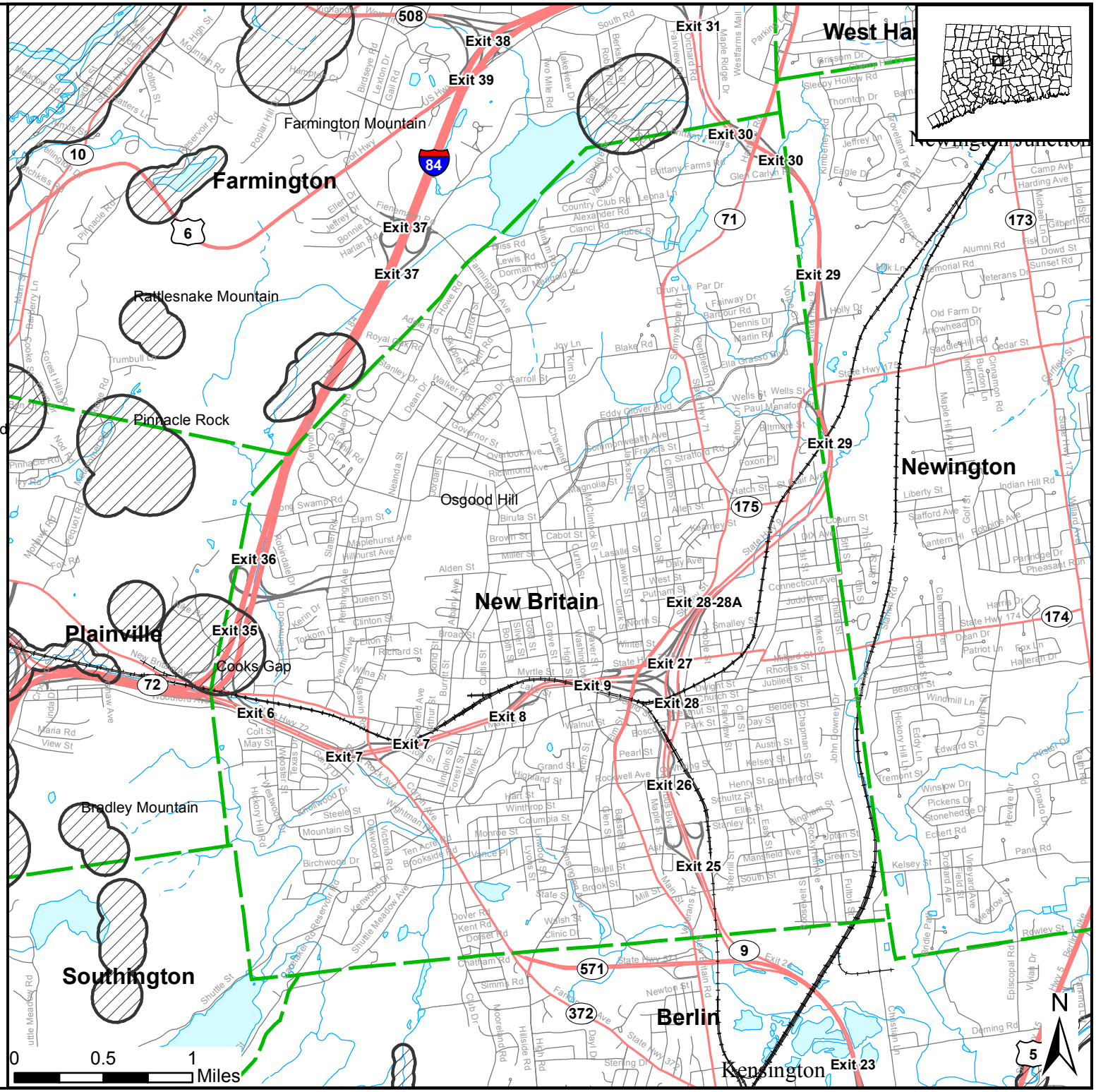

Appendix I
2001 Receptor Survey by HRP Associates, Inc.

HRP Associates, Inc.
ENVIRONMENTAL/CIVIL ENGINEERING & HYDROGEOLOGY



December 14, 2001

Mr. Clarence Corbin
City Engineer
City of New Britain
27 West Main Street
New Britain, CT 06051

RE: RECEPTOR SURVEY, NEW BRITAIN POLICE STATION, 125 COLUMBUS BOULEVARD, NEW BRITAIN, CONNECTICUT (HRP# NEW4906.P1)

Dear Mr. Corbin:

Enclosed please find the "Receptor Survey for the New Britain Police Station, 125 Columbus Boulevard, New Britain, Connecticut", prepared by HRP Associates, Inc.

If you have any questions or comments regarding this report, please do not hesitate to contact HRP at (860) 793-6899.

Sincerely,

HRP ASSOCIATES, INC.

MSC

for Amy L. Siel
Project Geologist

Michael S. Cote, PG, LEP
Project Manager

Attachments

g\als\NEW4906-rec

RECEPTOR SURVEY

NEW BRITAIN POLICE STATION
125 COLUMBUS BOULEVARD
NEW BRITAIN, CONNECTICUT

HRP# NEW4906.P1

Issued On: December 14, 2001

Amy L. Siel
Project Geologist

Michael S. Cote, PG, LEP
Project Manager

Prepared for:

Mr. Clarence Corbin
City Engineer
City of New Britain
27 West Main Street
New Britain, CT 06051

Prepared by:

HRP Associates, Inc.
Engineering & Geology
167 New Britain Avenue
Plainville, CT 06062

TABLE OF CONTENTS

Section			Page
1.0	INTRODUCTION		1
2.0	SITE SETTING		1
3.0	IDENTIFICATION OF POTENTIAL RECEPTORS		2
	3.1	Municipal Water Availability	2
	3.2	Records of Public and Private Water Supply Wells	2
		3.2.1 New Britain Health Department	2
		3.2.2 U.S.G.S. Records	2
		3.2.3 Public Water Supply Wells	2
		3.2.4 New Britain Assessor's Records	2
	3.3	Windshield Survey	3
4.0	CONCLUSIONS		3

LIST OF FIGURES

1 Site Location
2 Map of 500-foot Radius Around New Britain Police Station

1.0 INTRODUCTION

This report summarizes the results of a survey of potential human and environmental receptors in the vicinity of 125 Columbus Boulevard in New Britain, Connecticut. The focus of this investigation was on public and private water supply sources within the study area (Figure 1).

This investigation included:

(1) review of the Connecticut Department of Environmental Protection (CT DEP) Public Water Supply Atlas 7.5 minute quadrangle maps (CT DEP, 1982)[1];

(2) review of published hydrogeological data (CT DEP, 1975)[2];

(3) a windshield survey of the site vicinity;

(4) a search of available water well completion reports at the United States Geological Survey, municipal and regional agencies; and

(5) queries of personnel and review of records of local, regional, and state agencies (the New Britain Engineering Department, New Britain Water Department, and New Britain Health Department).

2.0 SITE SETTING

The subject site has been occupied by the New Britain Police Station from circa 1967 to the present. Prior to redevelopment circa 1965, the site was occupied by Stanley Works. Stanley Works occupied the site from at least 1873 to circa 1965. The subject property (i.e., center of search area) is located on the south side of Columbus Boulevard near the intersection with Chestnut Street in New Britain, Connecticut (Figure 1). Its geographic coordinates are 41°40'2" north latitude and 72°46'39" west longitude. The area of study is a 500-foot radius around the subject site.

The area surrounding the site consists of a mixture of vacant lots, retail properties, postal service, a hotel, publishing company, and an office building. The surrounding properties are depicted on Figure 2.

The site is relatively flat with the surrounding area generally sloping to the south. The site is located at an elevation approximately five feet higher in elevation than the vacant Superior Court building located to the east of the subject parcel. The ground water at and within the

[1]Connecticut Department of Environmental Protection, 1982, Atlas of Public Water Supply Sources and Drainage Basins of Connecticut: Bulletin No. 4.

[2]Melvin, R.L. 1975, Hydrogeologic Data for the Connecticut River Basin. Connecticut Water Resources Bulletin No.22.

vicinity of the site has been assigned a quality classification of "GB" by the CT DEP. This classification denotes ground water that is presumed not suitable for potable use without prior treatment (DEP, 1993)[3]. Surface water bodies were not identified in the study area.

3.0 IDENTIFICATION OF POTENTIAL RECEPTORS

3.1 Municipal Water Availability

The following departments were queried for information pertaining to municipal water availability in the study area: the New Britain Water Department; the New Britain Engineering Department; and the New Britain Health Department. According to available records, the subject site and immediate vicinity are connected to the available New Britain municipal water supply. Water supply lines are depicted on Figure 2.

Personnel at the New Britain Engineering Department indicated the downtown area has been supplied with municipal water since circa 1850. The municipal water system was developed to provide water for industry operating in New Britain including Stanley Works.

3.2 Records of Public and Private Water Supply Wells

3.2.1 New Britain Health Department

At HRP's request, the New Britain Health Department reviewed their files and they have no record of water supply wells in the study area.

3.2.2 U.S.G.S. Records

HRP reviewed well completion reports for New Britain on file at the U.S.G.S. No well completion reports were identified for the study area.

3.2.3 Public Water Supply Wells

According to U.S.G.S. and CT-DEP maps of the Community Water Systems in Connecticut (1984), no public water supply wells are mapped within the study area. There are also no public water supply wells in the study area noted on the 1982 U.S.G.S. Atlas of Public Water Supply Wells.

3.2.4 New Britain Assessor's Records

Records on file at the New Britain Assessor's office indicate the properties in the study area are connected to the municipal water supply.

---

[3]Connecticut Department of Environmental Protection, Water Management Bureau, 1993. Adopted Water Quality Classifications for the Connecticut River Basin, Connecticut.

3.3 Windshield Survey

HRP performed a "windshield" survey of properties in the general vicinity of the subject site. The "windshield" survey consisted of a drive-by and walking survey of the area to identify land uses and visible water supply wells. This survey did not involve the investigation or questioning of individual property owners or current occupants. Water supply wells were not visibly identified during the "windshield" survey.

4.0 CONCLUSIONS

The subject 500-foot radius surrounding the New Britain Police Department consists of a mixture of roadways, vacant lots, retail properties, a postal office service, a hotel, publishing company, and an office building. Municipal water is available and utilized on-site and in the surrounding study area. Records reviewed did not identify any water supply wells in the study area. Personnel at the New Britain Engineering Department indicated the city's water supply system was developed circa 1850 in order to provide water for industries operating in the city including Stanley Works.

FIGURES

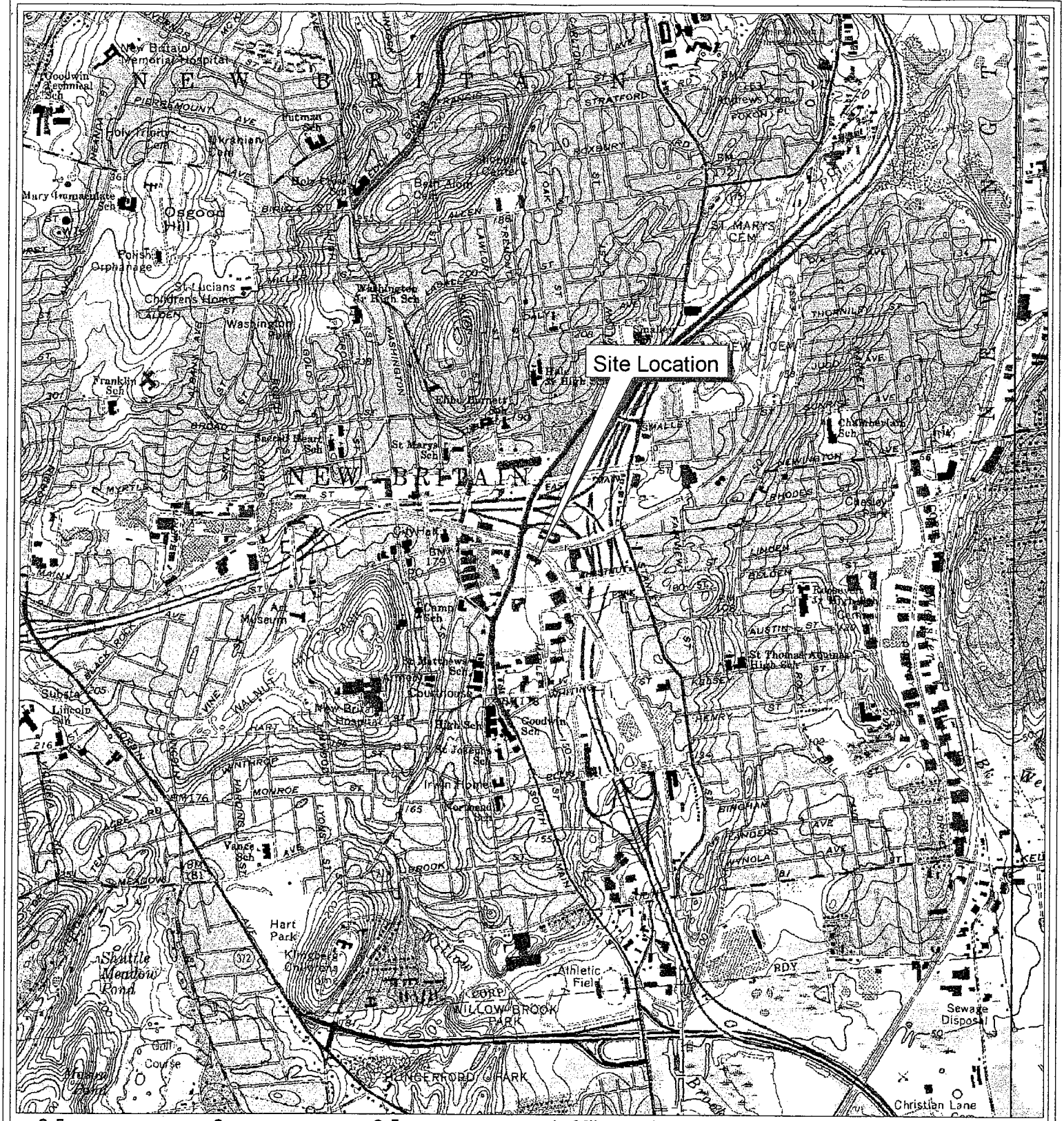

NEW BRITAIN, CONN
41072-F7-TF-024
1966
PHOTOREVISED 1992
DMA 6467 III NE - SERIES V816

Figure 1. Site location.
New Britain Police Station
125 Columbus Boulevard
New Britain, CT 06051
HRP# NEW4906.P1
16 November 01

1" = 60'

60 40 20 0 30 60 120

APPROXIMATE SCALE IN FEET

L:\DWG\NEW4906P1\WELL-RECEPTOR

WELL RECEPTOR SURVEY MAP

CITY OF NEW BRITAIN

NEW BRITAIN, CONNECTICUT

HRP ASSOCIATES, INC.

167 New Britain Avenue
Plainville, CT 06062
(860) 793-6899
FAX: (860) 793-6871

ALS DESIGNED	MSC APPROVED	1" = 60'± SCALE	
B.O.B. DRAWN	11/27/01 DATE		FIG. 2
ALS CHECKED	NEW4096.P1 PROJECT NO.		SHEET NO.

Appendix J
Map of Connecticut Aquifer Protection Areas

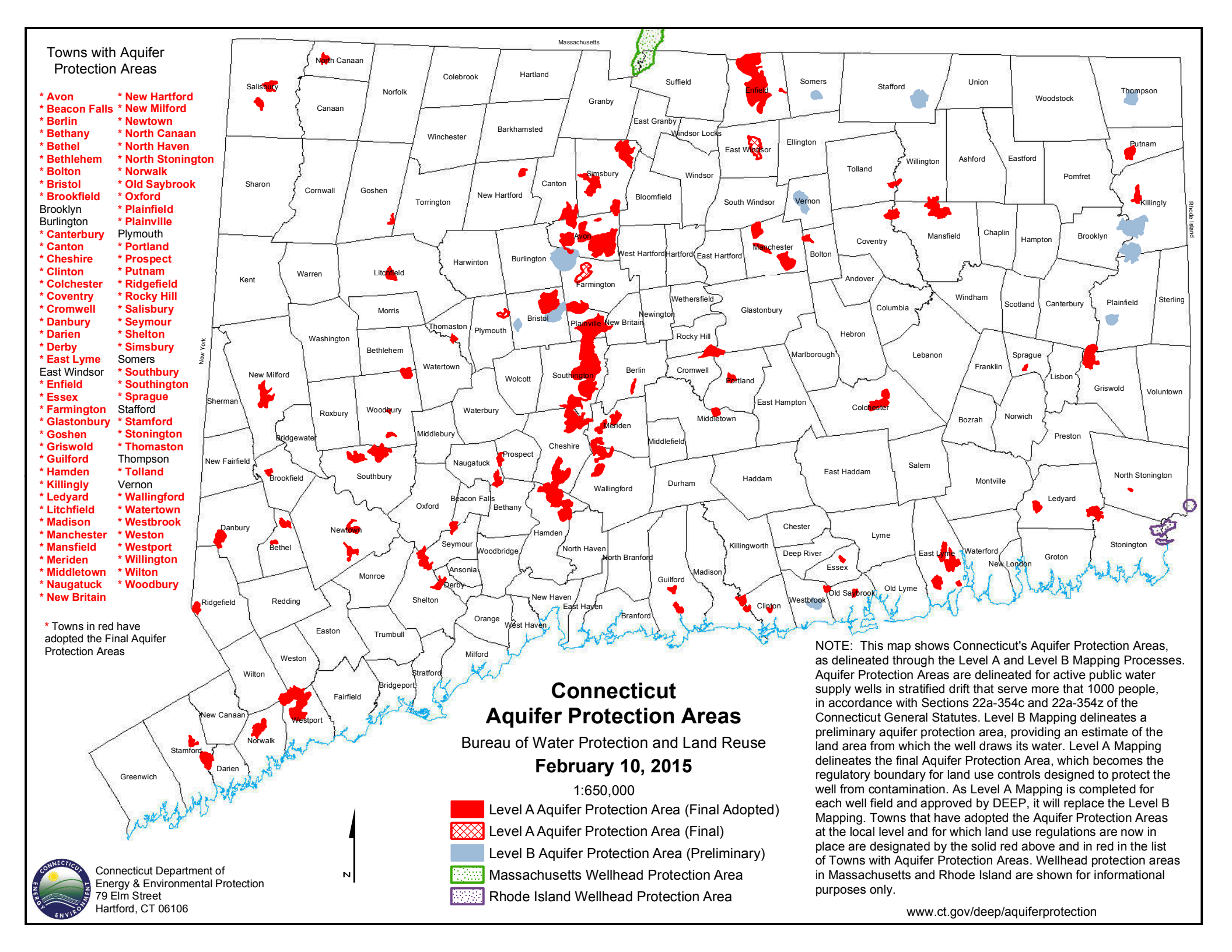
Towns with Aquifer Protection Areas
* Avon
* Beacon Falls
* Berlin
* Bethany
* Bethel
* Bethlehem
* Bolton
* Bristol
* Brookfield
Brooklyn
Burlington
* Canterbury
* Canton
* Cheshire
* Clinton
* Colchester
* Coventry
* Cromwell
* Danbury
* Darien
* Derby
* East Lyme
East Windsor
* Enfield
* Essex
* Farmington
* Glastonbury
* Goshen
* Griswold
* Guilford
* Hamden
* Killingly
* Ledyard
* Litchfield
* Madison
* Manchester
* Mansfield
* Meriden
* Middletown
* Naugatuck
* New Britain
* New Hartford
* New Milford
* Newtown
* North Canaan
* North Haven
* North Stonington
* Norwalk
* Old Saybrook
* Oxford
* Plainfield
* Plainville
Plymouth
* Portland
* Prospect
* Putnam
* Ridgefield
* Rocky Hill
* Salisbury
* Seymour
* Shelton
* Simsbury
Somers
* Southbury
* Southington
* Sprague
Stafford
* Stamford
* Stonington
* Thomaston
Thompson
* Tolland
Vernon
* Wallingford
* Watertown
* Westbrook
* Weston
* Westport
* Willington
* Wilton
* Woodbury
* Towns in red have adopted the Final Aquifer Protection Areas
Massachusetts
New York
Rhode Island
Connecticut
Aquifer Protection Areas
Bureau of Water Protection and Land Reuse
February 10, 2015
1:650,000
Level A Aquifer Protection Area (Final Adopted)
Level A Aquifer Protection Area (Final)
Level B Aquifer Protection Area (Preliminary)
Massachusetts Wellhead Protection Area
Rhode Island Wellhead Protection Area
N
NOTE: This map shows Connecticut's Aquifer Protection Areas, as delineated through the Level A and Level B Mapping Processes. Aquifer Protection Areas are delineated for active public water supply wells in stratified drift that serve more that 1000 people, in accordance with Sections 22a-354c and 22a-354z of the Connecticut General Statutes. Level B Mapping delineates a preliminary aquifer protection area, providing an estimate of the land area from which the well draws its water. Level A Mapping delineates the final Aquifer Protection Area, which becomes the regulatory boundary for land use controls designed to protect the well from contamination. As Level A Mapping is completed for each well field and approved by DEEP, it will replace the Level B Mapping. Towns that have adopted the Aquifer Protection Areas at the local level and for which land use regulations are now in place are designated by the solid red above and in red in the list of Towns with Aquifer Protection Areas. Wellhead protection areas in Massachusetts and Rhode Island are shown for informational purposes only.
www.ct.gov/deep/aquiferprotection
Connecticut Department of Energy & Environmental Protection
79 Elm Street
Hartford, CT 06106