

PEEP and the Big Wide World™

Explore Plants with Your Child

Plants Outdoors

Take time to **look at plants** with your child. Look for big plants, like trees and bushes. Look for small plants growing on the ground and in sidewalk cracks.

Talk about what you see. You might say, *Let's see if we can find two plants that look the same. Can we find a plant with a fuzzy stem? What's the smallest plant we can find? Look at all the different shades of green! What other colors do you see?*


Help your child learn to **respect the environment**. Only collect parts of plants that have fallen on the ground (such as twigs, leaves, and nuts).

Plants We Eat

At the grocery store, let your child help choose **leaf vegetables** (like lettuce and spinach), **root vegetables** (like carrots and beets), and **vegetables that are actually fruits** (ones with seeds, like tomatoes and peppers).


The next time you're slicing fruits or vegetables, let your child **guess what sort of seeds are inside**. Will the seeds be big or little? Black or white? Will there be lots of seeds or just one?

Send some seeds to school! Encourage your child to bring a few seeds from a favorite fruit or vegetable to share with the class.



Watch *Peep and the Big Wide World* on public television stations around the country and on our Web site, peepandthebigwideworld.org, where you'll also find online games, family science activities, and much more.

Peep and the Big Wide World—hatching new scientists every day!



Learn More about Plants

Read and Find Out!

Visit your library and look for these books. Ask your librarian for additional recommendations.

Tops and Bottoms by Janet Stevens Harcourt Brace & Company, 1995

Sometimes we eat the roots of plants; sometimes we eat the leaves. In this book, a clever hare uses this knowledge to trick a sleepy bear.




One Bean by Anne Rockwell Walker Books, 1999

See how a big, beautiful plant can grow from one small bean.



The Ugly Vegetables by Grace Lin Charlesbridge, 1999

A girl wishes her mother would grow beautiful flowers instead of lumpy, bumpy Chinese vegetables.




Used with permission by
Charlesbridge Publishing, Inc.

Click and Explore!

Round and Round: An online game peepandthebigwideworld.org

Click on **Games**, and choose the picture on the top row of Peep sitting on a brown background.

Explore how different plants and animals grow and change over time, including a sunflower, a cherry tree, a butterfly, a turtle, and a bird.



Radish Seeds An online video youtube.com

Type the words “time lapse radish seeds sprouting” in the white search box at the top of the page. Then, select “time lapse radish seeds sprouting, tops and roots growing.”

Watch radish seeds grow roots, stems, and leaves in a 46-second video clip set to music.



TVOntario



NORTHROP GRUMMAN
Foundation

Peep and the Big Wide World is produced by WGBH and 9 Story Entertainment in association with TVOntario. Major funding for *Peep and the Big Wide World* is provided by the National Science Foundation. Additional funding is provided by Northrop Grumman. This *Peep and the Big Wide World* material is based upon work supported by the National Science Foundation under Grant No. 0741644. Any opinions, findings, and conclusions or recommendations expressed in this material are those of the author(s) and do not necessarily reflect the views of the National Science Foundation.

© 2007, 2010 WGBH Educational Foundation. All rights reserved. *Peep and the Big Wide World* and the *Peep* characters and related indicia are trademarks of WGBH Educational Foundation. All third party trademarks are the property of their respective owners. Used with permission. “Peep,” “Quack,” “Chirp,” “Tom” and “Nellie” were originally created by Kai Pindal for the National Film Board of Canada productions *The Peep Show*, © National Film Board of Canada, 1962, and *Peep and the Big Wide World*, © National Film Board of Canada, 1988.