



Oakdale Elementary

Rankin County School District



171 Oakdale Road
Brandon, MS 39047



Andrea Payne
and202@rcsd.ms

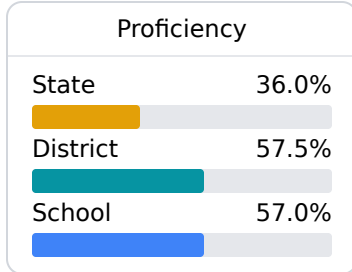
School Accountability Grade Components

Mississippi's accountability system assigns "A" through "F" letter grades for schools and districts. Grades are based on student achievement, student growth, student participation in testing, and other academic measures.

The COVID-19 pandemic disrupted many facets of education, including instruction, assessment, and student attendance during the 2020-2021 school year. These disruptions may have influenced a student's opportunity to learn, motivation and/or assessment administration conditions. Results presented should not be considered comparable to prior years. There are no new A-F letter grades for districts and schools because assessments were not administered in 2019-2020 and growth could not be calculated.

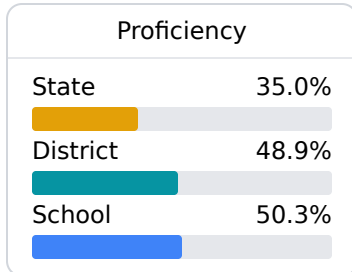
Math

Measurements of student performance on the statewide math assessment.



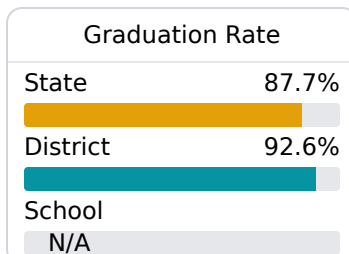
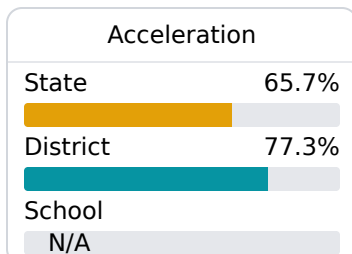
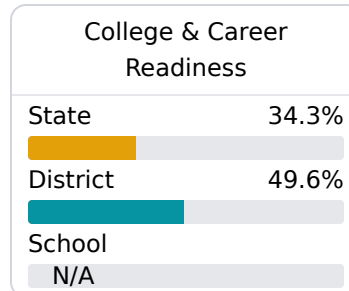
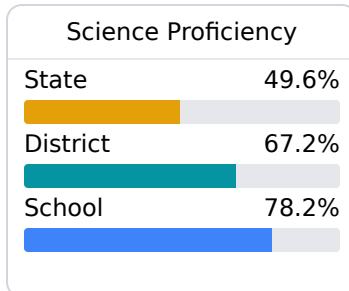
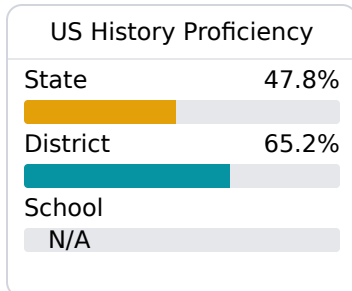
English

Measurements of student performance on the statewide English language arts (ELA) assessment.



Other Measures

Other measurements of student performance that factor into the accountability grade.



Teacher Data

37.1

Teachers



73.1%

Experienced Teachers

0.0%

Provisional Teachers

100.0%

In-Field Teachers

Detailed Assessment and Other Data

Student Performance

The following information shows each level of student performance on statewide assessments.

Math

Level 1		Level 2		Level 3		Level 4		Level 5	
State	11.6%	State	24.2%	State	29.5%	State	24.8%	State	9.9%
District	0-10%	District	11-20%	District	21-30%	District	31-40%	District	11-20%
School	0-10%	School	11-20%	School	21-30%	School	31-40%	School	11-20%
Minimal		Basic		Passing		Proficient		Advanced	

English

Level 1		Level 2		Level 3		Level 4		Level 5	
State	10.8%	State	23.1%	State	31.8%	State	24.6%	State	9.7%
District	0-10%	District	11-20%	District	31-40%	District	31-40%	District	11-20%
School	0-10%	School	11-20%	School	31-40%	School	31-40%	School	11-20%
Minimal		Basic		Passing		Proficient		Advanced	

Science

Level 1		Level 2		Level 3		Level 4		Level 5	
State	13.8%	State	14.5%	State	23.4%	State	32.7%	State	15.7%
District	5.8%	District	8.5%	District	19.8%	District	40.5%	District	25.5%
School	0-10%	School	0-10%	School	11-20%	School	41-50%	School	21-30%
Minimal		Basic		Passing		Proficient		Advanced	

Student Assessment Participation



Discipline



* Source: 2015-2016 Civil Rights Data Collection

Other Data



10.8%

Chronic Absenteeism