



# Beaufort County





Grades 6-12  
Spring 2021



Report created by  
Panorama Education



# Summary

Topic Description	Results	Benchmark
<p><b>Cultural Awareness and Action</b></p> <p>How often students learn about, discuss, and confront issues of race, ethnicity, and culture in school</p>	<p><b>59%</b></p> <p><b>0</b> since last survey</p>	 <p>40th - 59th percentile compared to others nationally</p>
<p><b>Diversity and Inclusion</b></p> <p>How diverse, integrated, and fair school is for students from different races, ethnicities, or cultures</p>	<p><b>77%</b></p> <p><b>0</b> since last survey</p>	 <p>60th - 79th percentile compared to others nationally</p>
<p><b>Sense of Belonging</b></p> <p>How much students feel that they are valued members of the school community.</p>	<p><b>41%</b></p> <p><b>▼ 2</b> since last survey</p>	 <p>0th - 19th percentile compared to others nationally</p>
<p><b>Teacher-Student Relationships</b></p> <p>How strong the social connection is between teachers and students within and beyond the classroom.</p>	<p><b>58%</b></p> <p><b>▼ 5</b> since last survey</p>	 <p>20th - 39th percentile compared to others nationally</p>

4,114 responses



# Cultural Awareness and Action

Your average

**59%**

4,114 responses

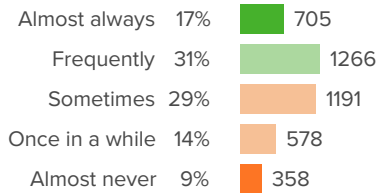
Change

**0**

since last survey

## How did people respond?

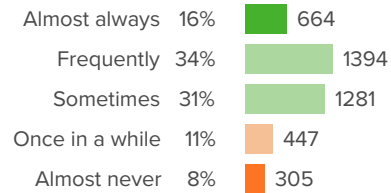
**Q.1: How often do teachers encourage you to learn about people from different races, ethnicities, or cultures?**



▼ **3** from last survey

Favorable: **48%**

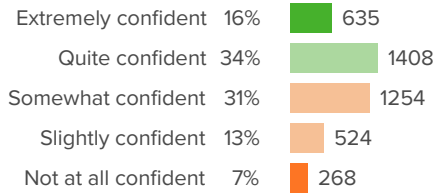
**Q.2: How often do you think about what someone of a different race, ethnicity, or culture experiences?**



▲ **1** from last survey

Favorable: **82%**

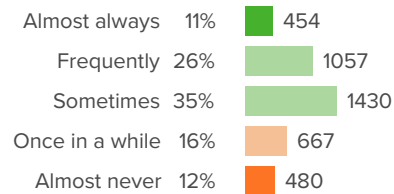
**Q.3: How confident are you that students at your school can have honest conversations with each other about race?**



▼ **2** from last survey

Favorable: **50%**

**Q.4: At your school, how often are you encouraged to think more deeply about race-related topics?**

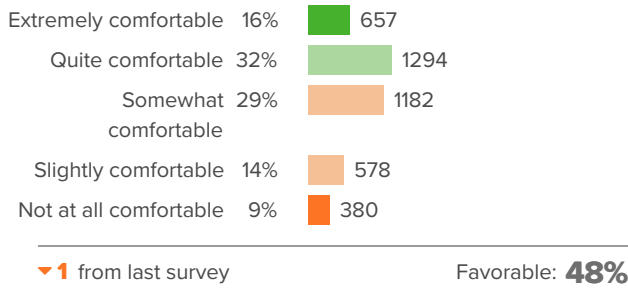


▲ **1** from last survey

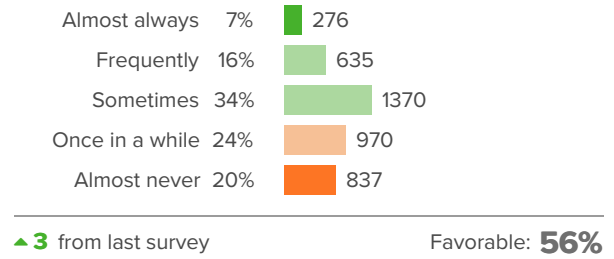
Favorable: **72%**



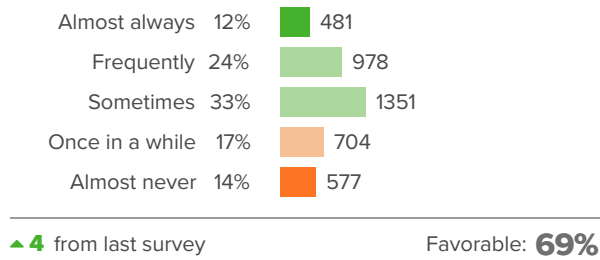
**Q.5: How comfortable are you sharing your thoughts about race-related topics with other students at your school?**



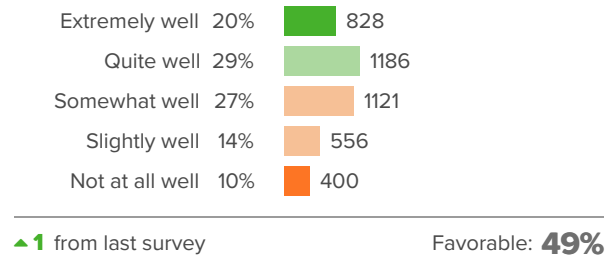
**Q.6: How often do students at your school have important conversations about race, even when they might be uncomfortable?**



**Q.7: When there are major news events related to race, how often do adults at your school talk about them with students?**



**Q.8: How well does your school help students speak out against racism?**





# Diversity and Inclusion

Your average

**77%**

4,114 responses

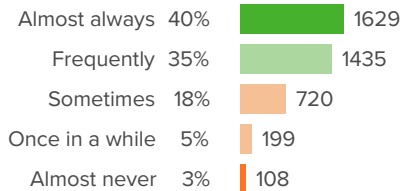
Change

**0**

since last survey

## How did people respond?

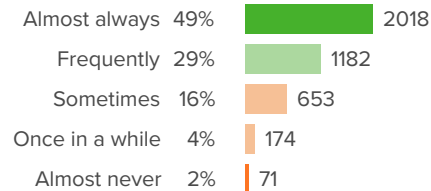
**Q.1: How often do you spend time at school with students from different races, ethnicities, or cultures?**



▲ 1 from last survey

Favorable: **75%**

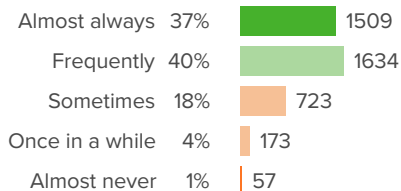
**Q.2: How often do you have classes with students from different racial, ethnic, or cultural backgrounds?**



▲ 2 from last survey

Favorable: **78%**

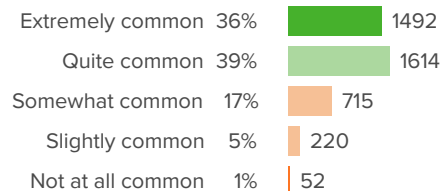
**Q.3: At your school, how often do students from different races, ethnicities, or cultures hang out with each other?**



▲ 3 from last survey

Favorable: **77%**

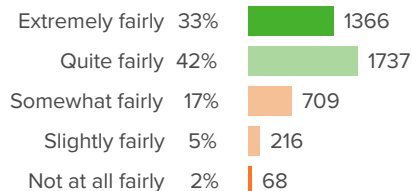
**Q.4: At your school, how common is it for students to have close friends from different racial, ethnic, or cultural backgrounds?**



▲ 2 from last survey

Favorable: **76%**

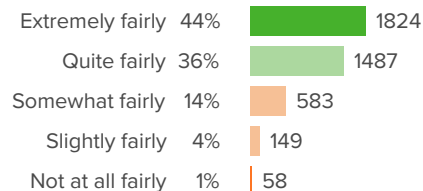
**Q.5: How fairly do students at your school treat people from different races, ethnicities, or cultures?**



▼ 3 from last survey

Favorable: **76%**

**Q.6: How fairly do adults at your school treat people from different races, ethnicities, or cultures?**



▼ 4 from last survey

Favorable: **81%**



# Sense of Belonging

Your average

**41%**

4,114 responses

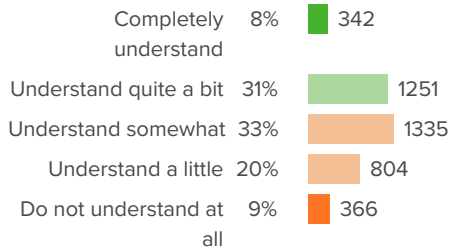
Change

**▼ 2**

since last survey

## How did people respond?

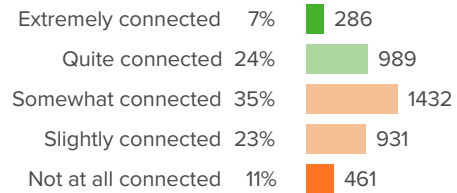
### Q.1: How well do people at your school understand you as a person?



▼ 2 from last survey

Favorable: **39%**

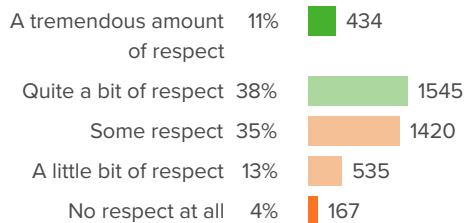
### Q.2: How connected do you feel to the adults at your school?



▲ 2 from last survey

Favorable: **31%**

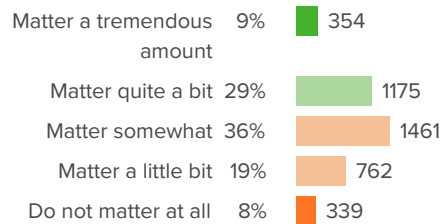
### Q.3: How much respect do students in your school show you?



▼ 5 from last survey

Favorable: **48%**

### Q.4: How much do you matter to others at this school?

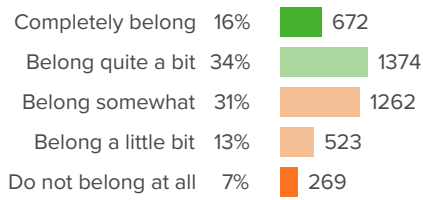


▲ 0 from last survey

Favorable: **37%**



**Q.5: Overall, how much do you feel like you belong at your school?**



▼ **7** from last survey

Favorable: **50%**



# Teacher-Student Relationships

Your average

**58%**

4,114 responses

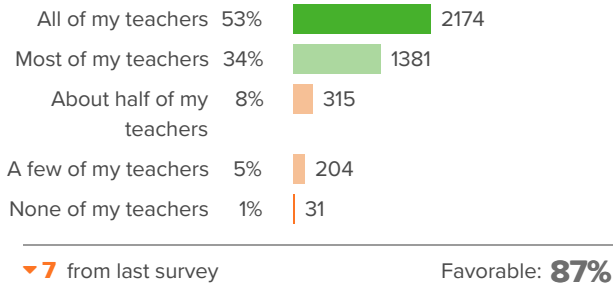
Change

▼ **5**

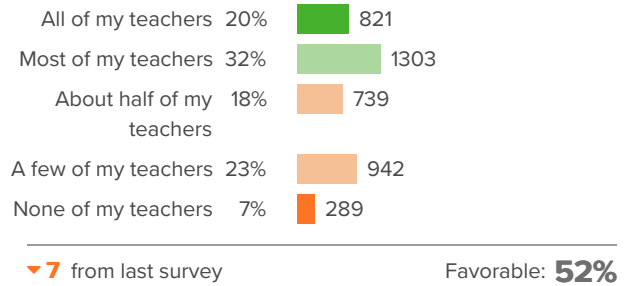
since last survey

## How did people respond?

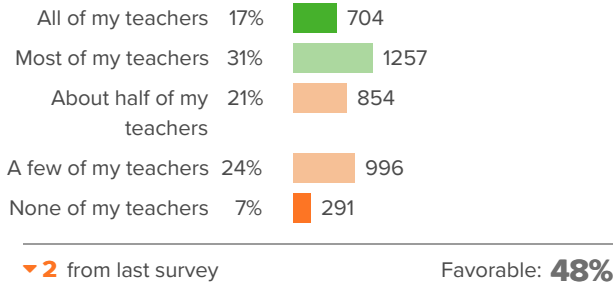
### Q.1: How many of your teachers are respectful towards you?



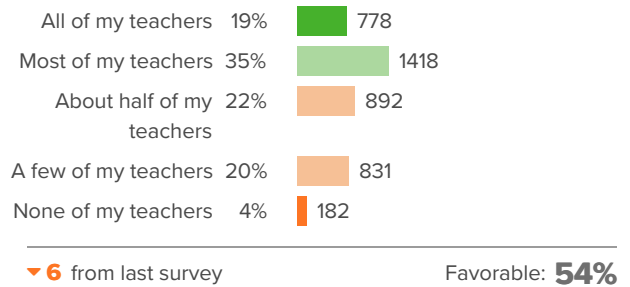
### Q.2: If you walked into class upset, how many of your teachers would be concerned?



### Q.3: If you came back to visit class three years from now, how many of your teachers would be excited to see you?



### Q.4: When your teachers ask how you are doing, how many of them are really interested in your answer?







**Q.5: How many of your teachers would you be excited to have again in the future?**

