



# Beaufort County



Grades 6-12  
Fall 2020



Report created by  
Panorama Education



# Summary

Topic Description	Results	Benchmark
<p><b>Sense of Belonging</b></p> <p>How much students feel that they are valued members of the school community.</p>	<p><b>43%</b></p>	 <p>0th - 19th percentile compared to others nationally</p>
<p><b>Teacher-Student Relationships</b></p> <p>How strong the social connection is between teachers and students within and beyond the classroom.</p>	<p><b>63%</b></p>	 <p>40th - 59th percentile compared to others nationally</p>

8,161 responses



# Sense of Belonging

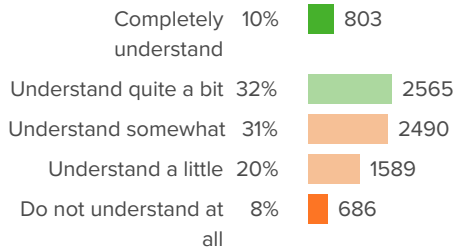
Your average

# 43%

8,161 responses

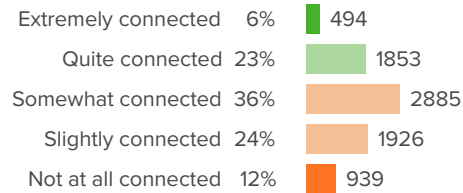
## How did people respond?

### Q.1: How well do people at your school understand you as a person?



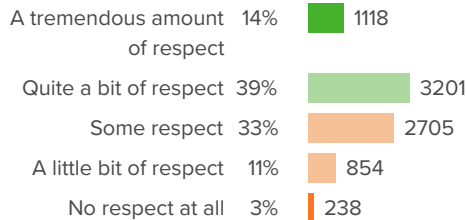
Favorable: **41%**

### Q.2: How connected do you feel to the adults at your school?



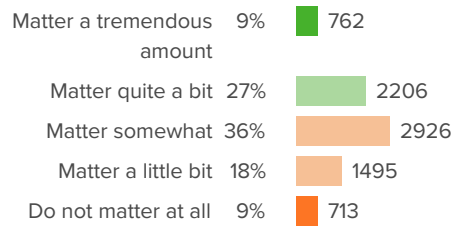
Favorable: **29%**

### Q.3: How much respect do students in your school show you?



Favorable: **53%**

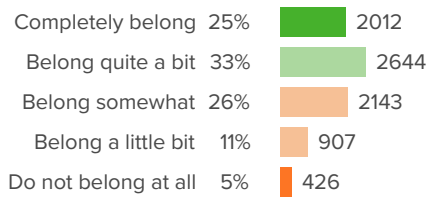
### Q.4: How much do you matter to others at this school?



Favorable: **37%**



**Q.5: Overall, how much do you feel like you belong at your school?**



---

Favorable: **57%**



# Teacher-Student Relationships

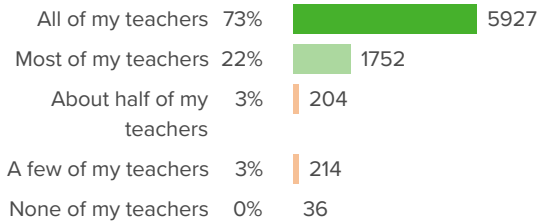
Your average

# 63%

8,161 responses

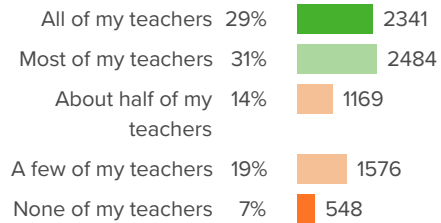
## How did people respond?

### Q.1: How many of your teachers are respectful towards you?



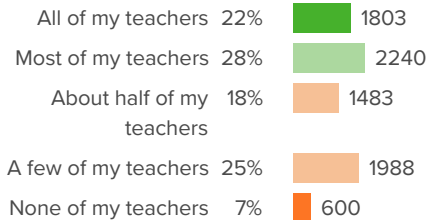
Favorable: **94%**

### Q.2: If you walked into class upset, how many of your teachers would be concerned?



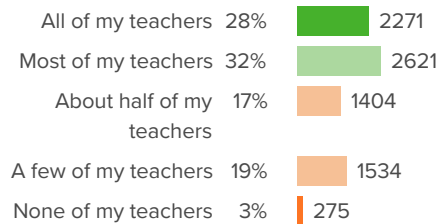
Favorable: **59%**

### Q.3: If you came back to visit class three years from now, how many of your teachers would be excited to see you?



Favorable: **50%**

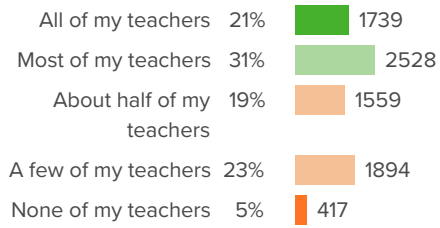
### Q.4: When your teachers ask how you are doing, how many of them are really interested in your answer?



Favorable: **60%**



**Q.5: How many of your teachers would you be excited to have again in the future?**



---

Favorable: **52%**