



Beaufort County



Grades 3-5
Fall 2020



Report created by
Panorama Education



Summary

Topic Description	Results	Benchmark
<p>Sense of Belonging</p> <p>How much students feel that they are valued members of the school community.</p>	<p>73%</p>	 <p>80th - 99th percentile compared to others nationally</p>
<p>Teacher-Student Relationships</p> <p>How strong the social connection is between teachers and students within and beyond the classroom.</p>	<p>77%</p>	 <p>80th - 99th percentile compared to others nationally</p>

3,931 responses



Sense of Belonging

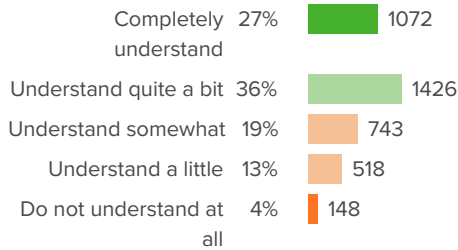
Your average

73%

3,931 responses

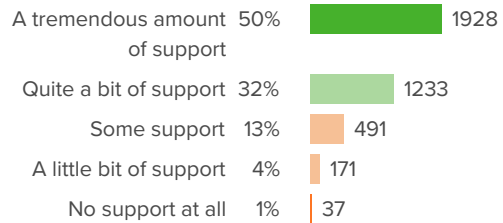
How did people respond?

Q.1: How well do people at your school understand you as a person?



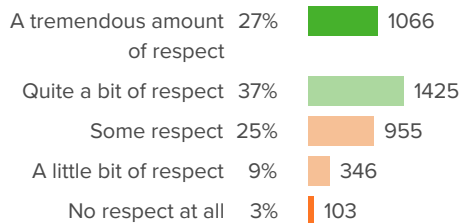
Favorable: **64%**

Q.2: How much support do the adults at your school give you?



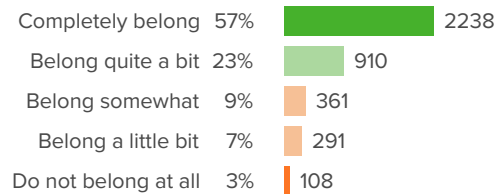
Favorable: **82%**

Q.3: How much respect do students at your school show you?



Favorable: **64%**

Q.4: Overall, how much do you feel like you belong at your school?



Favorable: **81%**



Teacher-Student Relationships

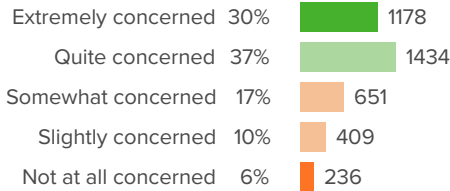
Your average

77%

3,931 responses

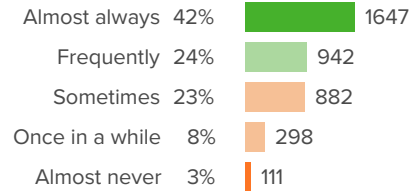
How did people respond?

Q.1: If you walked into class upset, how concerned would your teacher be?



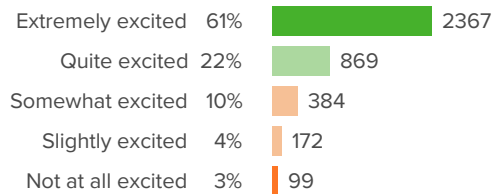
Favorable: **67%**

Q.2: When your teacher asks, "How are you?", how often do you feel that your teacher really wants to know your answer?



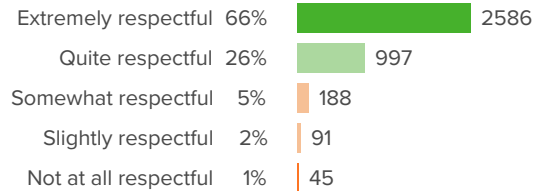
Favorable: **67%**

Q.3: How excited would you be to have your teacher again?



Favorable: **83%**

Q.4: How respectful is your teacher towards you?



Favorable: **92%**