



Beaufort County




Grades 6-12
Fall 2020



Report created by
Panorama Education



Summary

Topic Description	Results	Benchmark
<p>Cultural Awareness and Action</p> <p>How often students learn about, discuss, and confront issues of race, ethnicity, and culture in school</p>	<p>59%</p>	 <p>40th - 59th percentile compared to others nationally</p>
<p>Diversity and Inclusion</p> <p>How diverse, integrated, and fair school is for students from different races, ethnicities, or cultures</p>	<p>77%</p>	 <p>60th - 79th percentile compared to others nationally</p>
<p>Sense of Belonging</p> <p>How much students feel that they are valued members of the school community.</p>	<p>45%</p>	 <p>20th - 39th percentile compared to others nationally</p>

7,564 responses



Cultural Awareness and Action

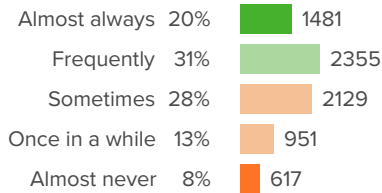
Your average

59%

7,564 responses

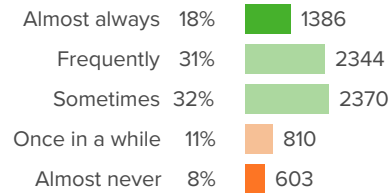
How did people respond?

Q.1: How often do teachers encourage you to learn about people from different races, ethnicities, or cultures?



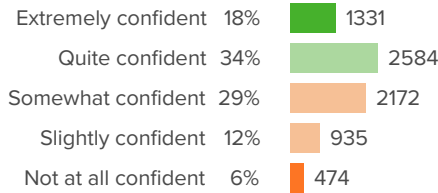
Favorable: **51%**

Q.2: How often do you think about what someone of a different race, ethnicity, or culture experiences?



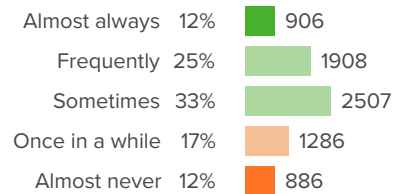
Favorable: **81%**

Q.3: How confident are you that students at your school can have honest conversations with each other about race?



Favorable: **52%**

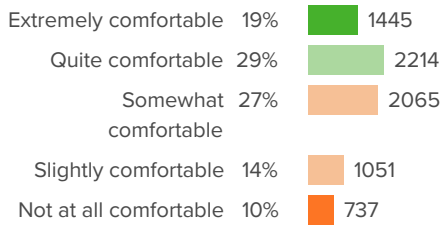
Q.4: At your school, how often are you encouraged to think more deeply about race-related topics?



Favorable: **71%**

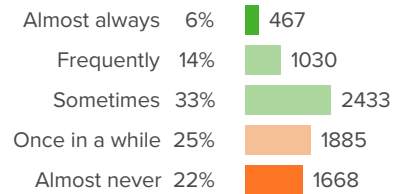


Q.5: How comfortable are you sharing your thoughts about race-related topics with other students at your school?



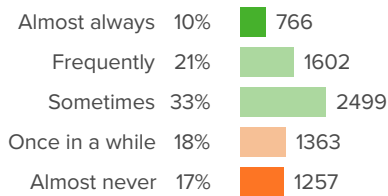
Favorable: **49%**

Q.6: How often do students at your school have important conversations about race, even when they might be uncomfortable?



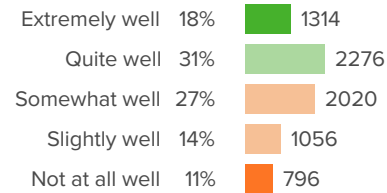
Favorable: **53%**

Q.7: When there are major news events related to race, how often do adults at your school talk about them with students?



Favorable: **65%**

Q.8: How well does your school help students speak out against racism?



Favorable: **48%**

Diversity and Inclusion

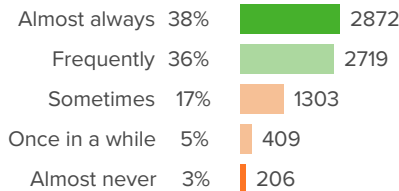
Your average

77%

7,564 responses

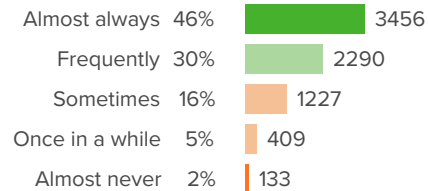
How did people respond?

Q.1: How often do you spend time at school with students from different races, ethnicities, or cultures?



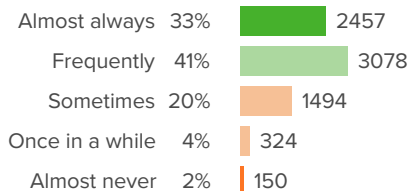
Favorable: **74%**

Q.2: How often do you have classes with students from different racial, ethnic, or cultural backgrounds?



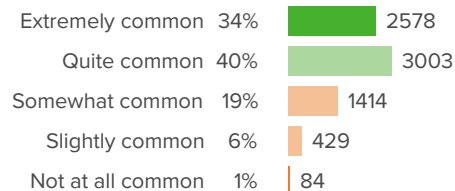
Favorable: **76%**

Q.3: At your school, how often do students from different races, ethnicities, or cultures hang out with each other?



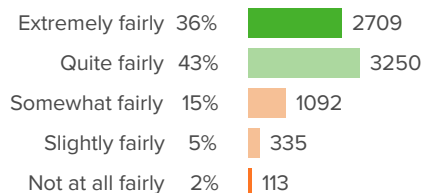
Favorable: **74%**

Q.4: At your school, how common is it for students to have close friends from different racial, ethnic, or cultural backgrounds?



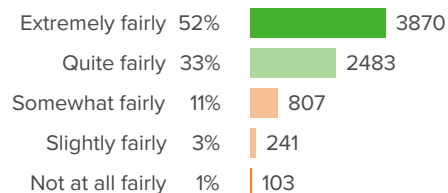
Favorable: **74%**

Q.5: How fairly do students at your school treat people from different races, ethnicities, or cultures?



Favorable: **79%**

Q.6: How fairly do adults at your school treat people from different races, ethnicities, or cultures?



Favorable: **85%**



Sense of Belonging

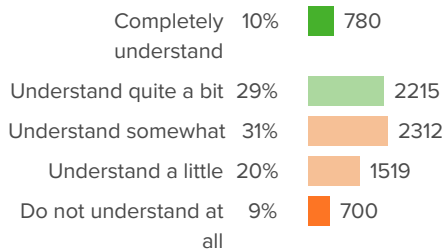
Your average

45%

7,564 responses

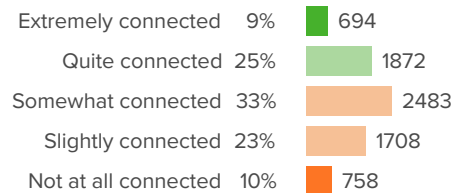
How did people respond?

Q.1: How well do people at your school understand you as a person?



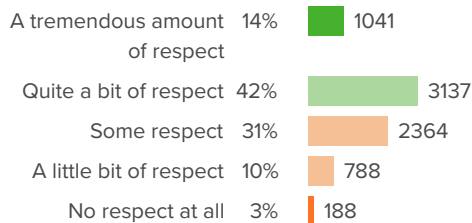
Favorable: **40%**

Q.2: How connected do you feel to the adults at your school?



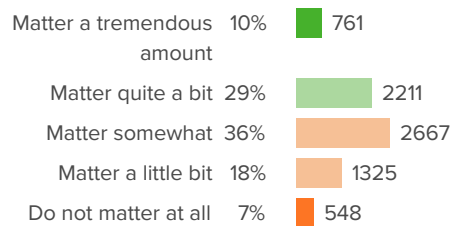
Favorable: **34%**

Q.3: How much respect do students in your school show you?



Favorable: **56%**

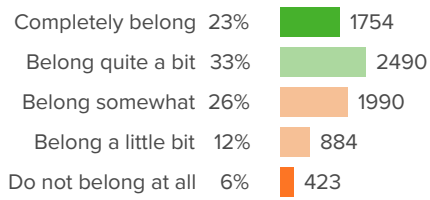
Q.4: How much do you matter to others at this school?



Favorable: **40%**



Q.5: Overall, how much do you feel like you belong at your school?



Favorable: **56%**