

A photograph showing several hands placing red puzzle pieces together against a warm, yellow-orange background. The puzzle pieces are interlocking, and the hands are positioned around them, suggesting a process of building or completing something.

*"If we ever expect to
recognize the real
accomplishments of kids,*

*we must first learn to
celebrate the small
victories", BJP*

EXECUTIVE SUMMARY REPORT FOR THE OFFICE OF STUDENT SERVICES BEAUFORT COUNTY SCHOOL DISTRICT

PRESENTED TO:
BEAUFORT COUNTY SCHOOL DISTRICT BOARD OF EDUCATION
NOVEMBER 2015
PE 7: TREATMENT OF STUDENTS/ DISCIPLINE

PRESENTED BY:
DR. GREGORY A. MCCORD, CHIEF STUDENT SERVICES OFFICER
DR. JEFFREY MOSS, SUPERINTENDENT

Executive Summary Report for the Office of Student Services

The office of student services in Beaufort County School District is committed to establishing a nurturing and caring educational environment for academic success. This office provides services throughout the district in all areas of educating the “whole child” as well as building solid community relationships. In a time when all students can be considered “at risk” at a moment’s notice, it is our goal is to ensure that all of our schools are assessing and meeting the needs of each child, every day.

This report provides an overview for areas in which Student Services is assisting students, parents, communities and schools. It is with this report and the actions outlined by this report that BCSD is committed to positively impacting students by reducing in areas like suspensions, drop out and graduation rates. Many of the initiatives are cutting edge and tailored to meet the cultures and demands of our schools and student population. We are continuously increasing mental health and behavioral programs on our campuses to allow consistent models in service beyond school walls. Our anti-bullying efforts continue to promote awareness and inclusion for all students as evidenced by the increased use of our See Something, Say Something app.

Beaufort County School District is a transient and growing student population, we recognize changes occur almost daily from our current state. As always, we will continue to monitor our programs and revise them accordingly.

In accordance with Performance Expectations (PE) 7 Treatment of Student/ Discipline, the following information is presented by Dr. Gregory A. McCord, Chief Student Services Officer.

OFFICE OF STUDENT SERVICES VISION

"To support the mission of the Beaufort County School District in such a way that enables all students' opportunities for academic growth and behavioral development towards good citizenship."

DISTRICT VISION

"We envision that Beaufort County School District, in collaboration with an engaged community, is committed to ensure that each learner develops his/her potential by providing an excellent education in a safe, nurturing, learning environment."

DISTRICT MISSION

"The mission of the Beaufort County School District is to ensure excellence in education for every learner that prepares each with the knowledge, skills and personal responsibility to succeed in a rapidly changing global society."

DISTRICT CORE BELIEFS

We believe:

- *Every student can learn using his or her valuable and unique talents and skills.*
- *Learning takes place when the physical, emotional, social and intellectual well-being of all students is assured at every level and during every transition.*
- *High expectations of the school community positively impact student success.*
- *Early childhood learning experiences form the foundation of future school success.*
- *Students learn best when they are engaged and provided with opportunities for problem solving and active participation.*
- *All students are entitled to learning experiences so that they can become competent and confident in the skills and knowledge needed to become successful and productive citizens.*
- *Investment, involvement and connection of all members of the school community are essential to a student's success.*
- *Frequent informal and formal assessment aligned to clearly defined learning objectives will provide improved student achievement.*
- *The collection, analysis and use of data from a variety of sources are critical to making decisions.*
- *Students should be prepared to compete and contribute in a changing global and multilingual society.*

BEAUFORT COUNTY BOARD OF EDUCATION

BEAUFORT, SOUTH CAROLINA

PERFORMANCE EXPECTATION MONITORING REPORT

DATE: NOVEMBER 2015

PERFORMANCE EXPECTATION (PE) BEING MONITORED: PE 7:9

I hereby present my Executive Summary on Performance Expectation 7:9 according to the schedule set by the Beaufort County Board of Education. I certify the information contained in this report is true.

Date: _____

Signed: _____

Dr. Gregory A. McCord
Chief Student Services Officer

Date: _____

Signed: _____

Dr. Jeffrey Moss
Superintendent

Accepted

Date: _____

Signed: _____

Board Chairman

PE 7:9 Prohibit student behavior that disrupts learning to include those listed in the Safe Schools Act.

Superintendent's Interpretation

School resource officers will be placed in middle and high schools to deter violations and criminal behavior. Alternative Educational Programs will be provided for students requiring removal from the regular school programs due to Safe Schools Act violations and violations against school and board policies.

Statement of Compliance

The District is in compliance with PE 7.9

Evidence of Compliance

Office of Student Services Year End Report

- Discipline
- Transportation Discipline
- Alternative Education Program
- Adult Education
- Safe Schools Act

Discipline

Overall student populations have increased in the district as well as the diversity. Discipline in Beaufort County School District schools has improved over the past several years, however an increased effort will continue to be placed each year and in subsequent years in training key personnel, not only to review data but also on how often. There will also be an emphasis placed on tying discipline to student academic outcomes. The following information will showcase SY 2014-2015.

It is the goal of the Beaufort County School District to continuously monitor the discipline data each school year. The purpose for doing so is to ensure best practices meet expectations for all students, teachers and administrators. With the addition of software (Educator's Handbook), Beaufort County School District will be able to identify areas of concern in real time and offer solutions in a more efficient manner. Doing so will allow for fewer days of missed school for students, as this has an adverse impact on academics.



In-School & Out of School Suspensions by Incidents (2014-2015)

BEHAVIOR	SCHOOL																												Total by Infraction		
	ACE	BCHS	BES	BHS	BLES	BLHS	BLMS	BMS	BRES	CES	HEMMS	HHIBE	HHHS	HHMS	HHSCA	JSSS	LIES	LIMS	MCRES	MOES	OES	PRES	PVES	RCES	RSIA	RVCS	SHES	WBECHS		WBES	WBMS
001 Aiding Others	-	-	-	-	-	-	-	-	-	-	-	-	2	-	-	-	-	-	-	-	-	-	-	-	1	-	-	-	1	-	4
003 Bite/Pinch/Spit	-	-	1	-	2	-	4	1	-	-	1	-	-	2	1	7	1	-	1	-	2	1	1	-	2	-	1	1	3	3	35
004 Contraband	-	3	1	6	-	-	-	1	-	-	1	-	2	4	-	-	-	-	1	-	2	-	-	-	-	-	-	-	-	-	21
005 Detention Violation	-	18	-	1	-	30	13	-	-	-	26	-	13	8	-	-	-	7	-	-	-	-	-	-	4	-	-	28	-	-	148
006 Dishonesty	-	1	-	3	-	1	3	3	-	-	3	-	-	3	1	-	-	-	6	-	1	-	1	-	4	8	2	-	-	-	40
007 Disrupting Class	7	36	1	43	-	5	34	16	5	2	50	-	13	49	7	9	9	15	-	4	2	-	2	1	37	6	28	44	8	89	522
009 Fighting	2	26	2	32	-	23	22	22	9	-	35	-	28	31	3	5	15	29	-	6	1	-	-	-	55	2	26	16	17	25	432
010 Fireworks	2	-	-	-	-	-	2	-	-	-	1	-	1	-	-	-	-	-	-	-	1	-	-	-	-	-	-	-	-	-	7
011 Forgery	-	1	-	1	-	1	-	-	-	-	2	-	2	-	-	-	-	-	2	-	-	-	-	-	-	-	-	-	-	-	9
012 Harrassment	-	5	-	2	1	1	3	1	-	-	2	-	1	1	-	-	-	11	-	-	-	-	-	-	4	-	-	2	-	5	39
013 Sexual Harassment	-	1	-	-	-	1	1	2	-	-	3	-	-	3	-	-	-	-	-	-	-	-	-	-	2	1	1	-	-	-	15
014 Hit/Kick/Push	-	-	-	-	2	1	16	27	5	-	13	1	1	12	6	10	8	9	4	5	7	4	-	1	17	8	2	3	20	9	191
015 Inappropriate Affection	-	3	-	-	-	-	1	1	-	-	-	-	-	1	-	-	-	3	-	-	-	-	-	-	2	-	1	-	-	-	12
016 Inappropriate Language	-	7	-	14	-	2	3	13	-	-	10	-	8	13	2	3	4	4	10	-	2	-	1	-	8	-	4	12	-	13	133
017 Inappropriate Behavior	1	127	1	27	3	13	15	19	1	2	45	6	18	49	7	9	10	24	14	5	3	10	2	3	36	1	8	8	6	23	496
018 Inappropriate Materials	-	1	-	-	-	-	-	2	-	1	2	-	2	-	1	3	1	-	-	1	-	-	-	-	-	-	-	-	1	3	18
019 Indecent Exposure	-	-	-	-	-	-	-	-	-	1	-	1	-	-	-	1	-	-	-	-	-	-	-	-	-	-	-	-	-	-	3
020 Major Disruption	-	4	1	17	1	2	6	8	1	1	5	-	2	8	1	-	4	4	-	1	1	-	-	-	31	4	9	6	2	7	126
022 Inappropriate Physical Contact	-	7	14	2	-	-	11	6	-	-	9	-	-	5	1	2	4	38	1	1	-	-	2	1	10	2	24	-	1	6	147
023 Property Misuse	-	-	-	-	-	-	1	-	-	-	3	-	-	3	-	-	-	-	-	-	-	-	-	-	-	-	2	1	1	1	12
024 Running	-	-	-	-	-	-	-	2	-	-	-	-	-	1	-	1	-	-	-	-	-	-	-	-	-	-	1	-	-	-	5
025 Sex Violation	-	-	-	5	-	-	-	-	-	-	-	-	-	-	-	-	-	1	-	-	-	-	-	-	-	-	-	-	-	-	6
027 Threat	1	9	2	4	-	1	3	7	2	-	4	-	-	2	-	6	1	5	2	-	2	-	1	1	7	9	5	1	2	5	82
028 Throwing Objects	-	3	-	2	-	-	5	2	-	-	9	1	-	7	1	-	1	1	-	-	-	1	-	-	5	-	2	-	-	3	43
030 Violation of Class rules	-	-	-	5	-	-	1	-	-	-	-	-	-	1	1	-	2	-	1	-	1	-	-	-	2	-	1	-	-	4	19

In-School & Out of School Suspensions by Incidents (2014-2015)

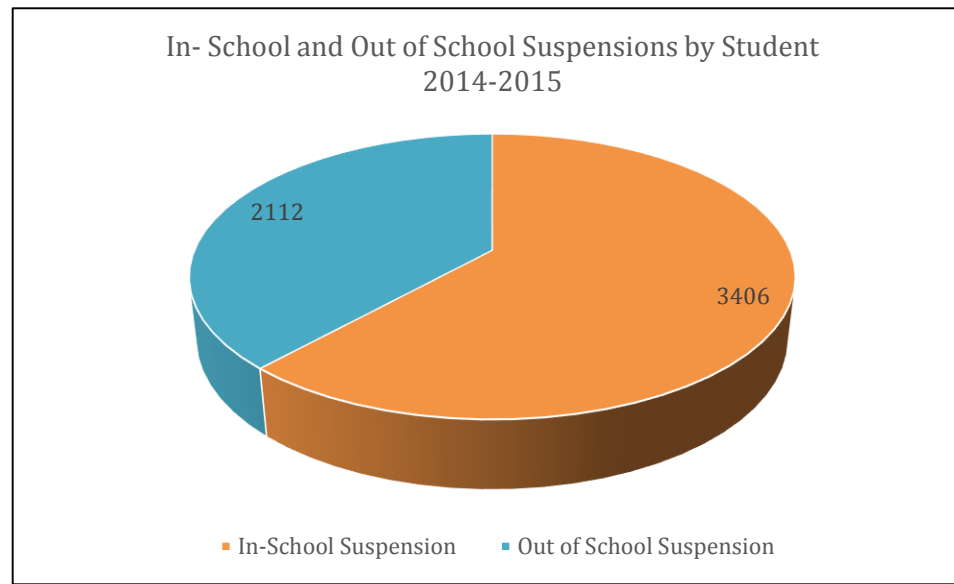
BEHAVIOR	SCHOOL																											Total by Infraction			
	ACE	BCHS	BES	BHS	BLES	BLHS	BLMS	BMS	BRES	CES	HEMMS	HHIBE	HHHS	HHMS	HHSCA	JSSS	LIES	LIMS	MCRES	MOES	OES	PRES	PVES	RCES	RSIA	RVCS	SHES		WBECHS	WBES	WBMS
150 Cutting School	-	1	-	11	-	6	-	1	-	-	17	-	9	5	-	-	-	-	-	-	-	-	-	-	1	-	-	1	-	-	52
151 Truant	-	-	-	-	-	-	-	-	-	-	1	-	-	-	-	-	-	-	-	-	-	-	-	-	-	-	-	-	-	-	1
153 Chronic Truant	2	-	-	-	-	-	-	-	-	-	-	-	-	-	-	-	-	-	-	-	-	-	-	-	-	-	-	-	-	-	2
160 Cutting Class	26	46	-	73	-	73	5	4	-	-	44	-	41	18	-	-	-	13	-	-	-	-	-	-	32	1	1	25	-	13	415
170 Cutting Activity	-	4	-	3	-	-	2	-	-	-	3	-	1	-	1	-	-	2	-	-	-	-	-	-	-	1	-	3	-	-	20
180 Tardy	-	26	-	70	-	35	13	3	-	-	43	-	3	5	-	-	-	2	-	-	-	-	-	-	7	-	-	78	-	3	288
190 Cheating	-	2	-	1	-	2	1	-	-	-	-	-	-	7	-	-	-	-	2	-	-	-	-	-	-	2	-	1	-	1	19
200 Off Limits	-	19	-	8	-	2	-	-	-	-	1	-	4	2	-	-	-	6	-	-	-	-	-	-	8	-	1	3	-	1	55
210 Profanity	3	13	-	38	-	13	8	9	1	-	8	-	15	17	-	-	-	5	4	3	-	2	-	-	10	-	5	17	-	11	182
220 Computer Violation	-	7	-	6	-	4	9	3	-	-	18	-	2	-	1	-	-	-	1	-	-	-	-	-	1	1	1	1	-	-	55
230 Tobacco Violation	-	4	-	15	-	1	5	7	1	1	8	-	8	7	-	-	-	1	1	-	-	-	-	-	-	-	-	2	-	-	61
250 Gang Activity	-	-	-	1	-	-	-	-	-	-	-	-	-	-	-	-	-	-	-	-	-	-	-	-	-	-	-	-	-	-	1
260 Bomb Threat	-	-	-	-	-	-	-	1	-	-	1	-	-	-	-	-	-	-	-	-	-	-	-	-	-	-	-	-	-	-	2
270 Refusal to Obey	2	45	-	51	-	17	10	7	4	1	42	5	73	37	2	-	5	17	2	-	2	2	2	-	33	1	26	18	1	42	447
271 Failure to comply with Disc Action	-	2	-	6	-	28	3	3	-	-	6	-	-	1	-	-	-	11	-	-	-	-	1	-	6	-	5	4	-	5	81
275 Failure to Complete Work	-	-	-	3	-	-	-	-	-	-	1	-	-	1	1	-	-	1	2	-	1	-	-	-	-	-	-	3	-	1	14
280 Dress Code Violation	28	3	-	6	-	148	2	-	-	-	15	-	7	5	-	-	-	2	-	-	-	-	-	-	2	-	-	4	-	7	229
290 Obscene Gesture	-	-	-	-	-	1	15	-	-	-	3	-	3	5	4	-	-	1	-	-	-	-	-	-	1	-	-	-	-	2	35
305 Driving Violation	-	-	-	1	-	-	-	-	-	-	-	-	1	-	-	-	-	-	-	-	-	-	-	-	-	-	-	-	-	-	2
310 Leaving School	3	16	-	24	-	5	-	-	-	-	9	-	10	1	-	-	-	-	-	-	-	-	-	-	-	-	-	2	-	-	70
320 Leaving Class	8	5	-	8	-	3	2	1	2	-	10	-	4	3	-	2	-	2	-	-	-	-	-	-	6	3	1	10	-	2	72
330 Phone Violation	1	8	-	10	-	5	-	4	-	-	4	-	17	-	-	-	-	-	1	-	-	-	-	-	2	-	-	1	-	-	53
340 Bus Violation	-	-	1	-	-	-	2	-	-	-	-	2	-	-	-	2	1	-	-	-	1	-	-	-	-	-	1	-	-	-	10
350 Fire Alarm	-	-	-	-	-	-	-	-	-	1	-	-	-	-	-	-	-	-	1	-	-	-	-	-	-	1	1	-	-	-	4
360 ID Violation	-	-	-	1	-	-	-	-	-	-	-	-	-	-	-	-	-	-	-	-	-	-	-	-	-	-	-	-	-	-	1
370 Littering	-	-	-	-	-	-	-	-	-	-	1	-	-	-	-	-	-	-	-	-	-	-	-	-	-	-	-	-	-	-	1
390 Unauthorized Device	-	5	-	1	-	-	1	4	-	-	1	-	6	4	1	1	-	-	-	-	-	-	-	-	2	-	2	2	-	-	30

In-School & Out of School Suspensions by Incidents (2014-2015)

BEHAVIOR	SCHOOL																										Total by Infraction				
	ACE	BCHS	BES	BHS	BLES	BLHS	BLMS	BMS	BRES	CES	HEMMS	HHIBE	HHIHS	HHIMS	HHSCA	JSES	LIES	LIMS	MCRES	MOES	OES	PRES	PVES	RCES	RSIA	RVCS		SHES	WBECHS	WBES	WBMS
400 Excessive Noise	-	-	-	2	-	1	-	1	-	-	1	-	-	1	-	-	-	-	-	-	-	-	-	-	-	-	-	1	-	-	7
405 Horseplay	3	1	-	-	-	-	-	1	-	-	-	-	-	9	-	-	-	-	-	-	-	-	-	-	1	1	-	-	-	-	16
407 Confrontation/Altercation	-	17	-	33	-	2	-	6	-	-	4	1	22	6	-	-	-	1	-	-	-	-	-	-	2	-	-	5	1	8	108
410 Hall Pass Violation	-	-	-	-	-	-	-	-	-	-	-	-	2	-	-	-	-	-	-	-	-	-	-	-	-	-	-	2	-	-	4
420 Disrespect	1	10	-	16	-	6	17	24	1	-	16	-	11	20	3	-	3	11	2	2	-	-	1	-	15	-	6	6	-	12	183
430 Contract Violation	-	-	-	-	-	-	-	-	-	-	-	-	-	1	-	-	-	4	-	-	-	-	-	-	-	-	-	-	-	-	5
500 Arson	-	-	-	-	-	-	-	-	-	-	-	-	-	2	-	-	-	-	-	-	-	-	-	-	-	-	-	-	-	-	2
520 Assault, Simple	1	3	2	6	-	1	5	1	-	-	6	-	3	3	-	1	3	5	-	-	-	-	-	-	4	-	2	2	1	2	51
540 Burglary	-	-	-	-	-	-	-	-	-	-	-	-	-	-	-	-	-	-	1	-	-	-	-	-	-	-	-	-	-	-	1
550 Counterfeit/Forgery	-	-	-	-	-	-	-	-	-	-	-	-	-	-	-	-	-	-	-	-	-	-	-	1	-	-	-	-	-	-	1
560 Disturb School	-	2	-	4	-	6	8	3	-	-	-	-	1	3	-	-	-	4	1	-	-	-	-	-	7	-	1	-	1	4	45
570 Drug Distribution	-	-	-	3	-	-	-	1	-	-	-	-	3	3	-	-	-	-	-	-	-	-	-	-	-	-	-	-	-	-	10
575 Drug Usage	-	1	-	1	-	-	-	-	-	-	8	-	7	-	-	-	-	-	-	-	-	-	-	-	1	-	-	-	-	-	18
580 Drug Possession	2	4	-	2	-	-	-	4	-	-	3	-	2	1	-	-	-	2	-	-	-	-	-	-	1	-	-	1	-	-	22
620 Fraud	-	-	-	-	-	1	-	-	-	-	-	-	-	-	-	-	-	-	-	-	-	-	-	-	-	-	-	1	-	-	2
650 Intimidation	-	4	-	4	-	-	3	-	10	-	1	-	-	6	-	-	-	1	-	-	-	-	-	1	5	1	2	4	-	-	42
651 Bullying	-	1	1	2	-	1	2	12	1	1	7	-	1	-	3	1	-	3	3	-	-	-	-	-	6	2	-	1	-	-	48
652 Cyberbullying	-	-	-	1	-	-	-	-	-	-	-	-	4	-	-	-	-	-	-	-	-	-	-	-	-	-	-	-	-	-	5
670 Larceny/Theft	-	3	-	4	1	2	5	3	1	-	7	-	3	4	5	-	-	1	6	-	-	-	-	-	1	-	-	-	2	6	54
680 Alcohol/Liquor Law Violation	-	-	-	3	-	3	3	-	-	-	-	-	9	1	-	-	-	-	-	-	-	-	-	-	3	-	-	-	-	-	22
690 Non-Forced Sex Offense	-	-	-	-	-	1	-	2	-	-	-	-	-	-	-	-	-	4	-	-	-	-	-	-	-	-	-	3	-	-	10
700 Other Offenses	13	-	-	-	-	-	-	-	-	-	-	-	-	4	-	-	-	-	-	-	-	-	-	-	3	1	-	-	-	-	21
710 Pornography	-	-	-	-	-	-	1	-	-	-	-	-	-	1	-	1	-	-	1	-	-	-	-	-	1	-	4	-	-	-	9
730 Robbery	-	-	-	-	-	-	1	-	-	-	-	-	-	-	-	-	-	-	-	-	-	-	-	-	-	-	-	-	-	-	1
740 Stolen Property	-	-	-	-	-	-	-	-	-	-	-	-	1	-	-	-	-	-	-	-	-	-	-	-	2	-	-	-	-	-	3
760 Vandalism	-	2	-	-	-	-	2	2	-	1	4	-	-	4	-	-	-	-	-	-	-	-	-	-	5	-	1	2	1	2	26
770 Vehicle Theft	-	-	-	-	-	2	-	-	-	-	-	-	-	-	-	-	-	-	-	-	-	-	-	-	-	-	-	-	-	-	2
789 Weapon (Specify Object)	1	3	-	1	-	1	1	1	-	1	3	-	1	3	1	5	2	2	-	-	-	-	-	-	3	-	-	-	3	1	33
Total by School	107	509	27	583	10	451	270	241	44	13	520	17	367	393	54	69	74	252	70	28	29	20	14	8	399	56	177	325	72	319	5518

In-School & Out of School Suspensions by Student (2014-2015)

SCHOOL	In-School Suspension	Out of School Suspension	Grand Total
ACE	83	24	107
BCHS	318	191	509
BES	-	27	27
BHS	347	236	583
BLES	-	10	10
BLHS	311	140	451
BLMS	187	83	270
BMS	157	84	241
BRES	-	44	44
CES	-	13	13
HEMMS	369	151	520
HHIBE	6	11	17
HHIHS	195	172	367
HHIMS	243	150	393
HHISCA	2	52	54
JSES	1	68	69
LIES	43	31	74
LIMS	178	74	252
MCRES	46	24	70
MOES	13	15	28
OES	16	13	29
PRES	5	15	20
PVES	9	5	14
RCES	4	4	8
RSIA	238	161	399
RVCS	36	20	56
SHES	113	64	177
WBECHS	236	89	325
WBES	23	49	72
WBMS	227	92	319
Grand Total	3406	2112	5518



In-School/ Out of School Suspension Overview (2014-2015)

In an effort to decrease time away from school, Beaufort County School District has in each middle school and high school implemented in-school suspensions. Although ISS is considered time away from class, students receive daily work from classroom teachers and are marked present.

All ISS instructors are available to assist students with assignments as needed and subject matter teachers are also sometimes called into ISS for additional support. Most student placements range from 1-5 days, but can also be modified for class only.

SCHOOL	In-School Suspensions by Student	In- School Suspension Days Served	Out of School Suspensions by Student	Out of School Suspensions Days Served
ACE	83	23	24	37
BCHS	318	867	191	1355
BES	-	-	27	76.5
BHS	347	844.5	236	1560.5
BLES	-	-	10	15.5
BLHS	311	665	140	661.5
BLMS	187	356.5	83	332
BMS	157	414	84	435.5
BRES	-	-	44	165
CES	-	-	13	31.5
HEMMS	369	684.5	151	1007
HHIBE	6	3	11	20
HHIECC	-	-	-	1
HHIHS	195	459	172	1037.5
HHIMS	243	857.5	150	1020
HHISCA	2	1	52	111
JSES	1	1	68	216.5
LIES	43	25	31	109
LIMS	178	610.5	74	541
MCRES	46	60.5	24	53
MOES	13	13	15	30
OES	16	2	13	22.5
PRES	5	0	15	62
PVES	9	6	5	5
RCES	4	1	4	3
RSIA	238	819.5	161	1083
RVCS	36	27.5	20	71.5
SHES	113	472	64	329
WBECHS	236	417.5	89	449.5
WBES	23	25.5	49	167
WBMS	227	649.5	92	472
Grand Total	3406	8305.5	2112	11480.5

Disciplinary Infractions on School Buses 2014-2015

Disciplinary infractions on school buses include fighting, inappropriate behavior and profanity and total 735, with the most frequent disciplinary infraction being bus violations which include items such as loud talking, standing while the bus is in motion, etc.. All disciplinary infractions are handled by school administrators in accordance with our Student Code of Conduct.

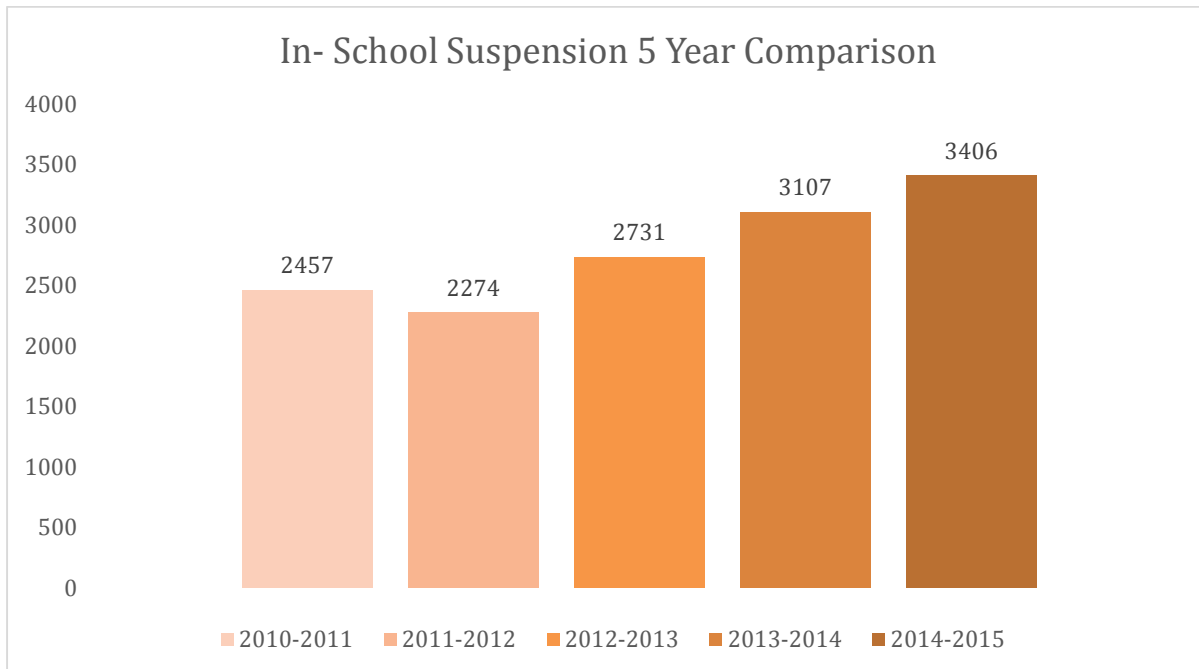
School Bus Video Requests

During the 2014-2015 school year, school administrators and designated district staff were able to review video documentation of disciplinary violations occurring on school buses. School bus video requests were submitted to Durham School Services and the Office of Student Services.

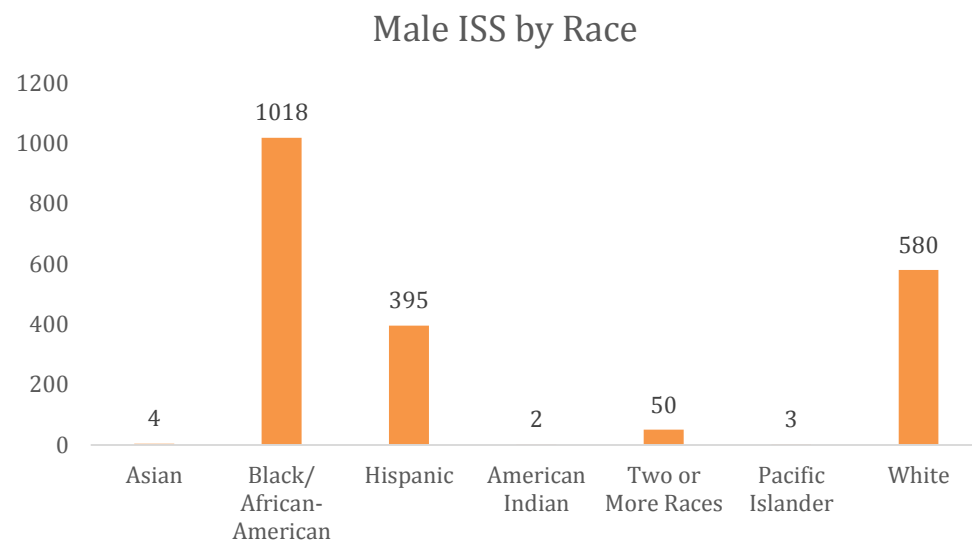
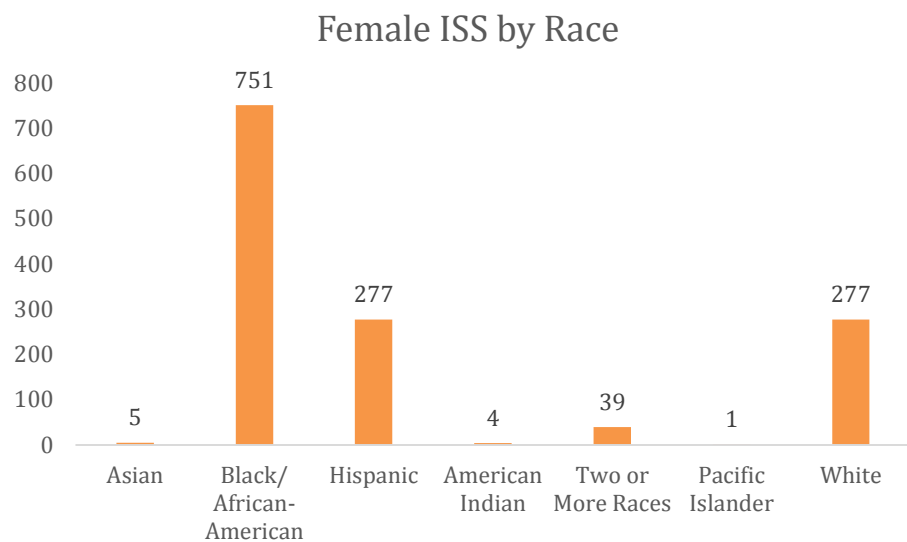
School	Total Video Requests by School
BCHS	8
BES	7
BHS	3
BLES	12
BLHS	2
BLMS	10
BMS	8
BRES	15
CES	6
HEMMS	8
HHIBE	15
HHIECC	3
HHIHS	2
HHIMS	6
HHISCA	15
JSES	8
LIES	5
LIMS	11
MCRES	7
MOES	1
OES	4
PVES	7
RCES	5
RCP	33
RSIA	22
RVCS	5
SHES	1
WBECHS	8
WBES	23
WBMS	8
Total Requests	268

In School Suspensions Data (2014-2015)

2010-2011		2011-2012		2012-2013		2013-2014		2014-2015	
School	Total	SCHOOL	Total	SCHOOL	Total	SCHOOL	Total	SCHOOL	Total
BCHS	394	BCHS	292	BCHS	282	BCHS	286	BCHS	83
BLHS	2	BHS	1	BHS	378	BHS	343	BHS	318
BLMS	172	BLHS	14	BLHS	68	BLHS	154	BLHS	347
BMS	194	BLMS	204	BLMS	195	BLMS	212	BLMS	311
BRES	7	BMS	223	BMS	193	BMS	221	BMS	187
CES	2	BRES	2	HEMMS	281	CES	2	HEMMS	157
HEMMS	387	CES	3	HHHS	178	HEMMS	372	HHIBE	369
HHHS	70	HEMMS	335	HHIBE	7	HHIHS	224	HHIHS	6
HHIBE	2	HHHS	188	HHMS	187	HHIBE	7	HHIMS	195
HHMS	144	HHIBE	20	HHSCA	78	HHIMS	320	HHSCA	243
HHSCA	4	HHMS	200	JSES	1	HHISCA	3	JSES	2
JSES	1	HHSCA	6	LIES	2	LIES	2	LIES	1
LIES	1	JSES	9	LIMS	158	LIMS	214	LIMS	43
LIMS	271	LIES	9	MCRES	45	MCRES	52	MCRES	178
MCRE/ECC	50	LIMS	229	MOES	12	MOES	19	MOES	46
MOES	40	MCRES	44	OES	3	OES	7	OES	13
OES	9	MOES	27	PRES	2	PRES	1	PRES	16
PRES	2	OES	5	PVES	6	PVES	2	PVES	5
PVES	4	PRES	2	RCES	3	RCES	12	RCES	9
RCES	2	PVES	3	RSMS	241	RSMS	162	RSIA	4
RSMS	245	RCES	2	RVCS	6	RVCS	27	RVCS	238
SHE/ELC	35	RSMS	64	SHES	77	SHES	90	SHES	36
SPES	3	SPES	7	WBECHS	176	WBECHS	211	WBECHS	113
WBES	93	WBES	26	WBES	5	WBES	5	WBES	236
WBHS	176	WBHS	200	WBMS	147	WBMS	159	WBMS	23
WBMS	147	WBMS	159	Total	2731	Total	3107	WBMS	227
Total	2457	Total	2274					Total	3406



District In-School Suspensions Data by Race (2014-2015)



District In- School Suspensions Data by Race & Gender (2014-2015)

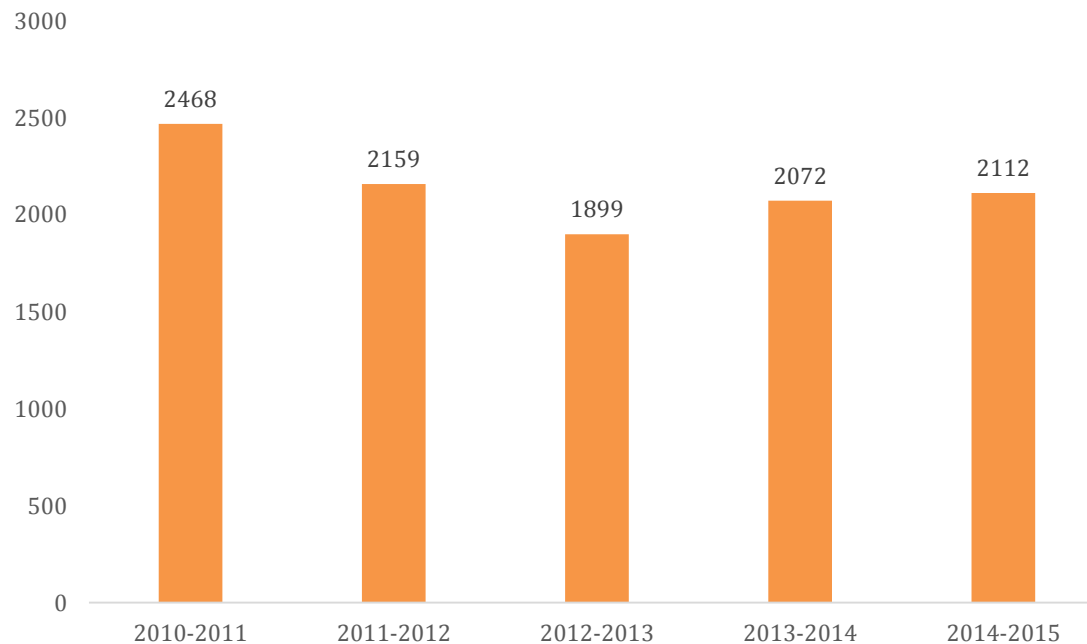
SCHOOL	GENDER & ETHNICITY																
	Females							Total Females	Males							Total Males	Grand Total
	A	B	H	I	M	P	W		A	B	H	I	M	P	W		
ACE	-	13	17	-	2	-	9	41	-	15	12	1	2	-	12	42	83
BCHS	2	85	6	-	2	-	30	125	2	114	15	-	7	-	55	193	318
BHS	-	99	11	-	5	-	34	149	-	107	19	-	5	1	66	198	347
BLHS	1	33	41	1	2	-	67	145	1	52	53	-	-	-	60	166	311
BLMS	-	12	33	1	1	-	12	59	-	34	50	-	4	-	40	128	187
BMS	-	41	7	-	2	-	12	62	-	52	6	-	3	-	34	95	157
HEMMS	-	28	66	1	3	-	41	139	-	57	70	1	6	1	95	230	369
HHIBE	-	-	-	-	-	-	-	-	-	3	-	-	1	-	2	6	6
HHIHS	-	15	27	-	2	-	22	66	-	27	53	-	3	1	45	129	195
HHIMS	-	21	42	-	2	-	17	82	-	33	74	-	4	-	50	161	243
HHSCA	-	2	-	-	-	-	-	2	-	-	-	-	-	-	-	-	2
JSES	-	1	-	-	-	-	-	1	-	-	-	-	-	-	-	-	1
LIES	-	10	-	-	1	-	-	11	-	19	1	-	2	-	10	32	43
LIMS	-	65	6	-	1	-	7	79	-	65	3	-	1	-	30	99	178
MCRES	-	2	10	-	2	-	-	14	-	13	15	-	2	-	2	32	46
MOES	-	1	-	-	-	-	-	1	-	7	1	-	1	-	3	12	13
OES	-	1	-	-	-	-	1	2	-	3	2	-	-	-	9	14	16
PRES	-	-	-	-	-	-	-	-	-	3	-	-	-	-	2	5	5
PVES	-	2	-	-	-	-	2	4	-	2	2	-	-	-	1	5	9
RCES	-	1	-	-	1	-	-	2	-	1	1	-	-	-	-	2	4
RSIA	-	82	5	1	2	1	9	100	-	100	9	-	6	-	23	138	238
RVCS	1	8	1	-	1	-	1	12	1	10	2	-	-	-	11	24	36
SHES	-	30	-	-	1	-	2	33	-	72	2	-	-	-	6	80	113
WBECHS	1	96	3	-	4	-	8	112	-	108	2	-	1	-	13	124	236
WBES	-	5	-	-	-	-	-	5	-	16	-	-	-	-	2	18	23
WBMS	-	98	2	-	5	-	3	108	-	105	3	-	2	-	9	119	227
Grand Total	5	751	277	4	39	1	277	1354	4	1018	395	2	50	3	580	2052	3406

Ethnicity Codes	
A	Asian
B	Black or African American
H	Hispanic
I	American Indian or Alaska Native
M	Mixed- Two or More Races
P	Native Hawaiian or Other Pacific Islander
W	White

Out of School Suspension Data by School Year (5 Year Trend)

Although out of school suspension in our schools are a last resort for students, there are times when it becomes necessary. All Beaufort County Schools review school discipline data each month and implement practices to be proactive. The chart below shows out of school suspension data for the past five years. During the 2014-2015 school year, there was only a 1.9% increase in out of school suspensions from the previous school year.

2010-2011	2011-2012	2012-2013	2013-2014	2014-2015
2468	2159	1899	2072	2112

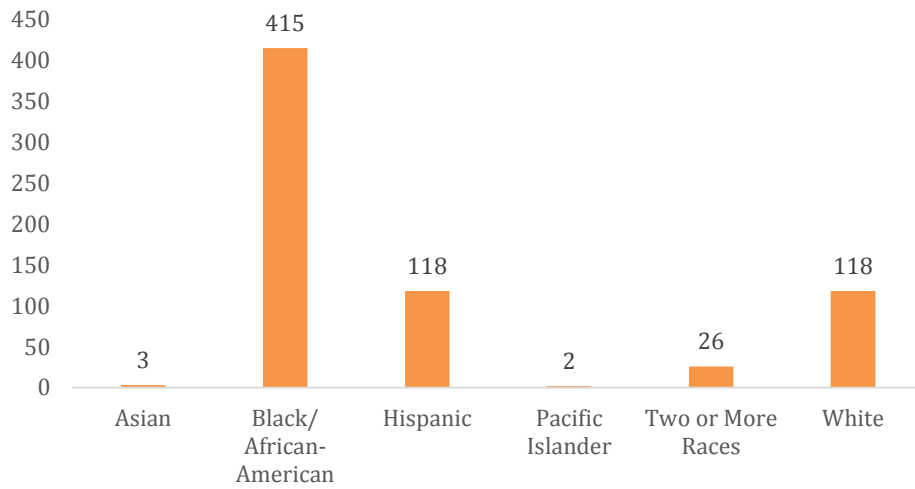


Out of School Suspension Data by School (5 Year Trend)

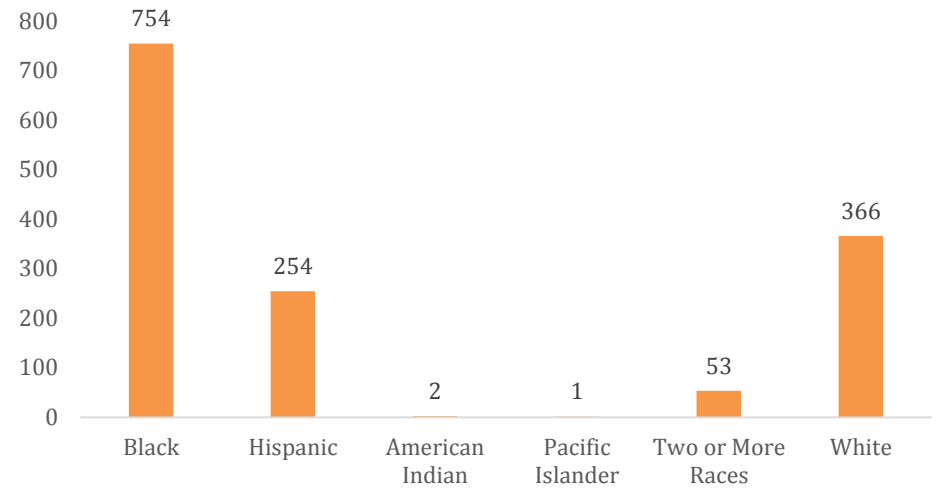
SCHOOL YEAR	2010-2011	2011-2012	2012-2013	2013-2014	2014-2015
BCHS	278	217	197	173	191
BES	57	43	51	56	27
BHS	363	257	192	196	236
BLES	7	4	6	16	10
BLHS	133	124	76	96	140
BLMS	92	78	101	114	83
BMS	112	140	115	108	84
BRES	23	14	36	33	44
CES	10	27	12	11	13
HEMMS	215	210	109	109	151
HHECC	2	1	2	2	-
HHHS	230	146	198	173	172
HHIBE	24	28	24	13	11
HHMS	93	110	144	223	150
HHSCA	57	69	33	51	52
JSSS	48	33	27	46	68
LIES	7	8	10	19	31
LIMS	179	158	83	121	74
MCRES	13	5	16	15	24
MOES	14	13	13	16	15
OES	5	4	8	5	13
PRES	1	9	6	13	15
PVES	9	23	17	8	5
RCES	15	3	5	3	4
RSMS	222	171	162	176	161
RVCS	-	-	8	15	20
SHES	15	1	43	36	64
WBES	38	40	18	45	89
WBECHS	117	109	91	104	49
WBMS	68	93	96	76	92
DISTRICT TOTAL	2468	2159	1899	2072	2112

District Out of School Suspensions Data by Race (2014-2015)

Female OSS by Race



Male OSS by Race



District Out of School Suspensions Data by Race & Gender (2014-2015)

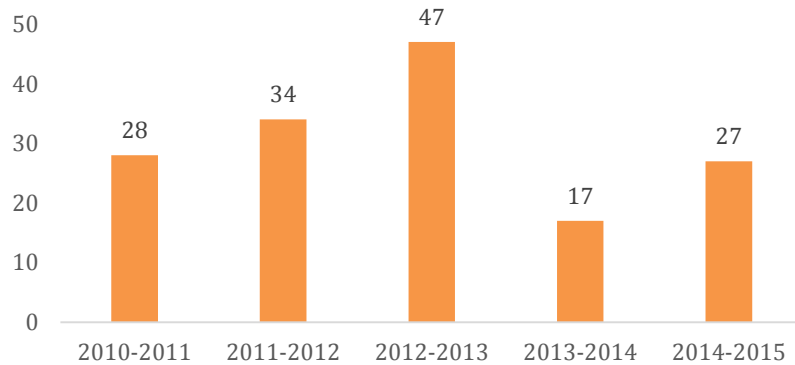
SCHOOL	GENDER & ETHNICITY														
	FEMALES						Total Females	MALES						Total Males	Grand Total
	A	B	H	P	M	W	-	B	H	I	P	M	W	-	
ACE	-	5	-	-	1	2	8	4	4	1	-	2	5	16	24
BCHS	-	51	7	-	2	13	73	73	7	-	-	10	28	118	191
BES	-	2	-	-	-	-	2	24	1	-	-	-	-	25	27
BHS	1	64	4	-	2	16	87	86	11	-	1	4	47	149	236
BLES	-	2	-	-	-	-	2	3	2	-	-	1	2	8	10
BLHS	-	19	10	-	1	15	45	35	21	-	-	1	38	95	140
BLMS	-	8	11	1	2	7	29	12	23	-	-	2	17	54	83
BMS	-	14	3	-	-	8	25	32	4	-	-	2	21	59	84
BRES	-	8	-	-	-	3	11	24	3	-	-	1	5	33	44
CES	-	-	-	-	-	-	-	4	-	-	-	-	9	13	13
HEMMS	-	15	13	-	2	12	42	23	42	1	-	2	41	109	151
HHIBE	-	2	-	-	-	-	2	4	3	-	-	1	1	9	11
HHIHS	-	16	20	-	1	21	58	29	47	-	-	3	35	114	172
HHIMS	-	16	39	-	1	2	58	19	43	-	-	4	26	92	150
HHSCA	-	5	3	-	2	3	13	15	10	-	-	1	13	39	52
JSES	-	16	-	-	1	3	20	40	4	-	-	1	3	48	68
LIES	-	5	-	-	1	-	6	13	-	-	-	2	10	25	31
LIMS	-	19	1	-	2	1	23	36	3	-	-	1	11	51	74
MCRES	-	1	-	-	1	1	3	8	10	-	-	2	1	21	24
MOES	-	1	-	-	2	-	3	6	1	-	-	1	4	12	15
OES	-	-	1	-	-	2	3	4	2	-	-	-	4	10	13
PRES	-	3	-	-	-	1	4	9	-	-	-	-	2	11	15
PVES	-	2	-	-	-	-	2	1	1	-	-	-	1	3	5
RCES	-	-	-	-	-	-	-	1	1	-	-	1	1	4	4
RSIA	-	55	3	-	3	1	62	73	3	-	-	5	18	99	161
RVCS	1	-	-	1	-	1	3	9	2	-	-	1	5	17	20
SHES	-	13	-	-	-	2	15	44	1	-	-	-	4	49	64
WBECHS	1	29	2	-	-	3	35	43	1	-	-	3	7	54	89
WBES	-	8	-	-	-	-	8	39	1	-	-	-	1	41	49
WBMS	-	36	1	-	2	1	40	41	3	-	-	2	6	52	92
Grand Total	3	415	118	2	26	118	682	754	254	2	1	53	366	1430	2112

Ethnicity Codes	
A	Asian
B	Black or African American
H	Hispanic
I	American Indian or Alaska Native
M	Mixed- Two or More Races
P	Native Hawaiian or Other Pacific Islander
W	White

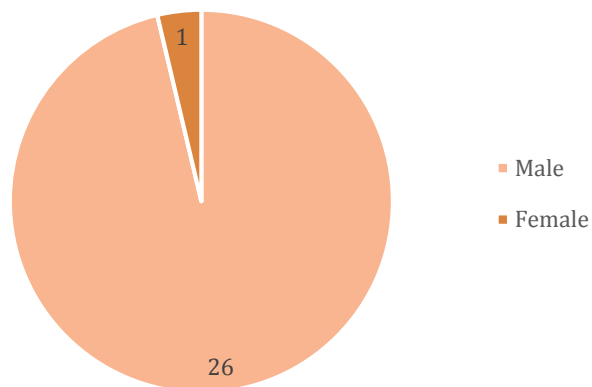
Expulsions (2014-2015)

Expulsion is the removal of a student from any/ all schools in Beaufort County School District for the remainder of the academic school year. Students are recommended for expulsion for violations of the Safe Schools Act. Expulsions for the 2013-2014 school year totaled 17 and increased to 27 during the 2014-2015 school year. The disciplinary infractions committed by students that are recommended for expulsion include behavior contract violations, disturbing schools, drugs, Safe Schools Act violations, school rules violations and incidents of threatening, bullying or intimidation. All recommendations are decided upon by a three person panel.

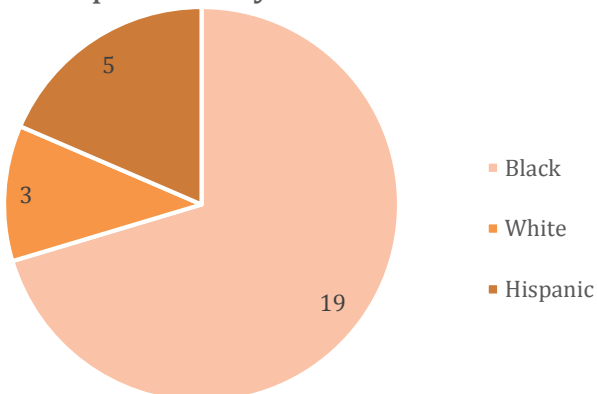
Expulsions- 5 Year Trend



Expulsions by Gender

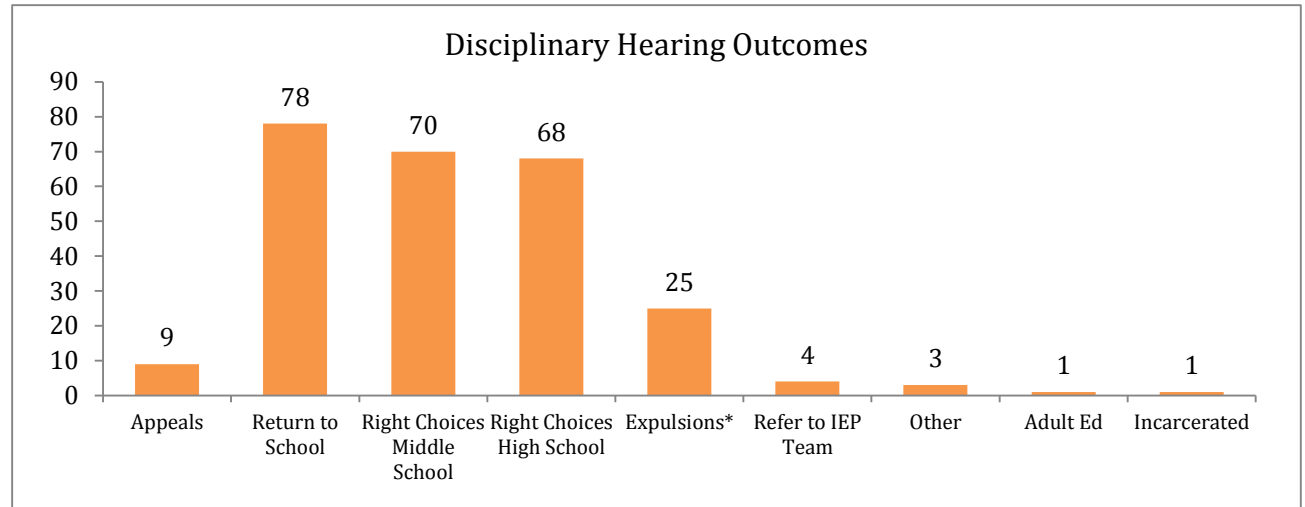


Expulsions by Race

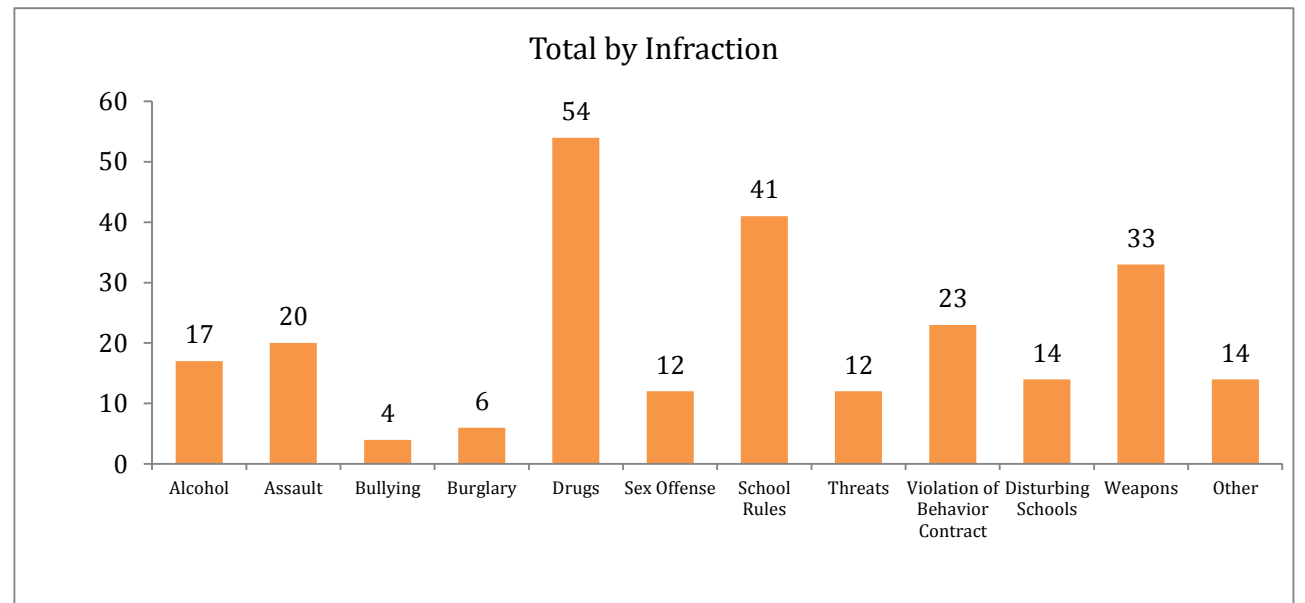


Disciplinary Hearings (2014-2015)

Disciplinary Hearing Outcomes	
Appeals	9
Return to School	78
Right Choices Middle School	70
Right Choices High School	68
Expulsions*	25
Evening Virtual	0
Refer to IEP Team	4
Other	3
Adult Education	1
Incarcerated	1
Total Dispositions	250

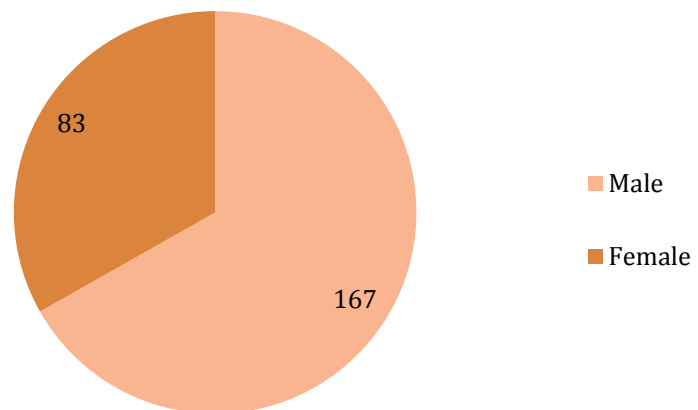


Infractions	Total
Alcohol	17
Assault	20
Bullying	4
Burglary	6
Drugs	54
Sex Offense	12
School Rules	41
Threats	12
Violation of Behavior Contract	23
Disturbing Schools	14
Weapons	33
Other	14
Total Infractions	250

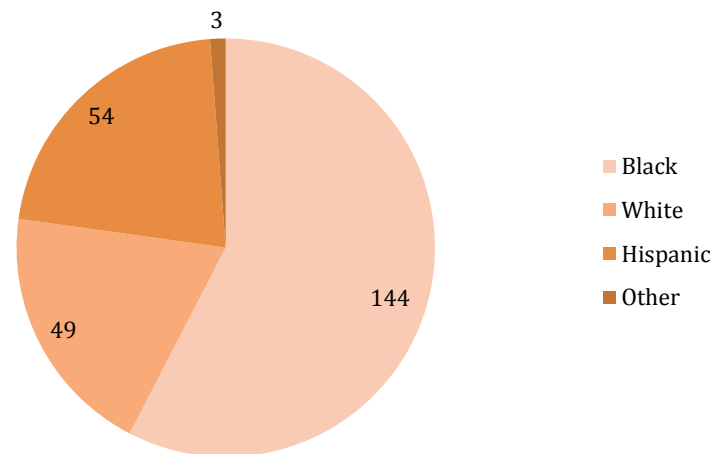


Disciplinary Hearings (2014-2015)

Disciplinary Hearings by Gender



Disciplinary Hearings by Race



ALTERNATIVE PROGRAMS

RIGHT CHOICE SCHOOL

Goals

- Graduate students who are college and career ready.
- Provide a safe and nurturing learning environment.
- Develop a heightened sense of citizenship and service to others.
- Provide resources and partnerships with community social and educational agencies.

Beliefs

- Each child is unique and should have the opportunity to reach his/her full potential.
- A safe, orderly and nurturing environment is essential for learning.
- The education of our students is a cooperative effort between the school, family and the community.
- Learning is a life-long, ever changing process.
- Learning experiences and exposure don't stop because of a change in venue.

RIGHT CHOICES SCHOOL PLACEMENT PROCESS

Involuntary Process-

Involuntary assignment to Right Choice within the school will serve middle and high school students who are placed in the program through the district disciplinary process, or due to a pattern of unacceptable behavior in school, and/or violation (s) of the BCSD Student Code of Conduct. Special Education students are also placed in through an IEP team decision. Students will receive the core subjects of English, Math, Social Studies, and Science, along with electives taught in a virtual setting along with online and traditional instruction by highly qualified and certified teachers. Students will participate in behavior modification, conflict resolution, life skills, and character education programs on a daily basis. Students are required to perform community service either on the program site or with outside agencies. All parents will be expected to participate with a minimum of 4 Parent Education Seminars, depending on the student's length of time enrolled in the program. The Right Choices Program serves students in grades 6-12. The length of a student's assignment to the Right Choices Program will be determined through the hearing process and/or completion of requirements/goals set for individual students.

Voluntary Process-

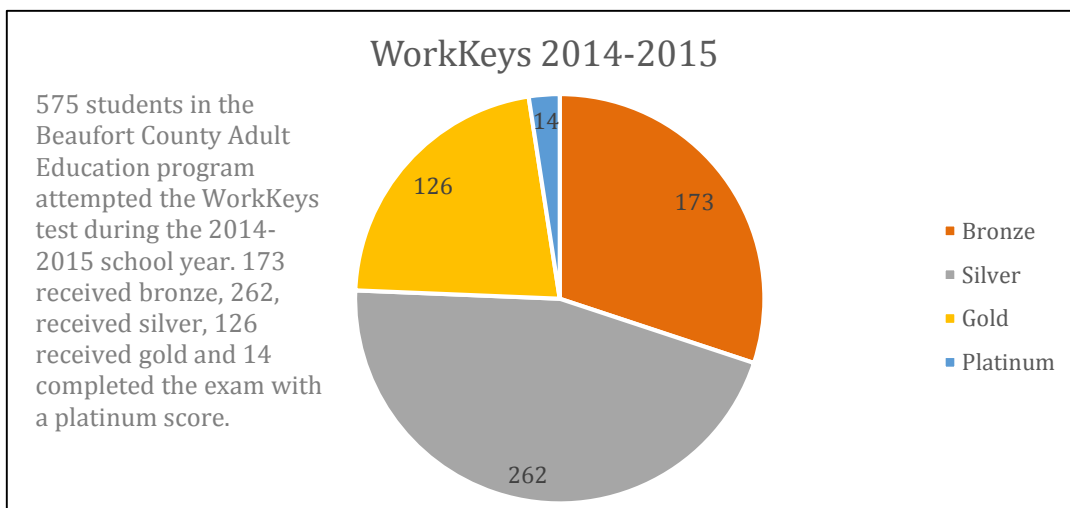
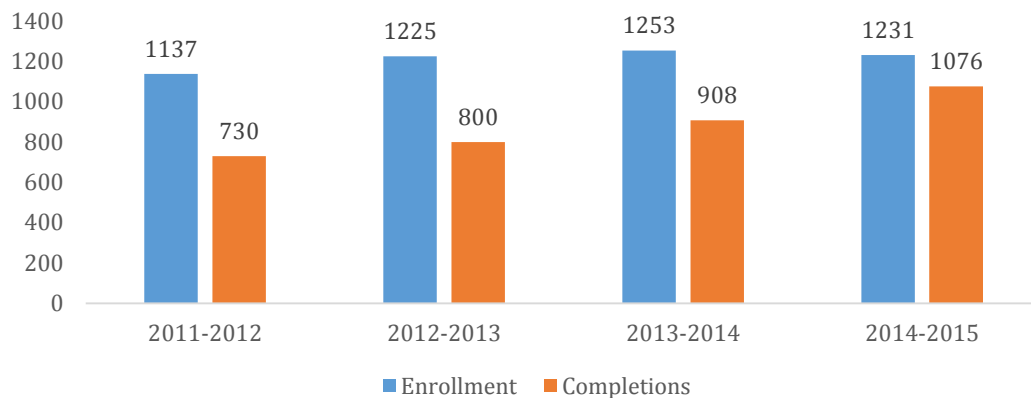
Voluntary assignment to Right Choice School include providing middle school and high school students who are at risk of not graduating with their cohort an opportunity to complete an individualized, strategic plan that may allow them to return to their home school. Special Education students are also placed in through an IEP team decision. Additionally, some students may be encouraged to enroll for the purpose of completing standard courses in ELA, Math, Science, and Social Studies, electives in a smaller setting that provides a more individualized and blended learning experience that is unlike that of the comprehensive middle and high school. Students entering voluntarily will have opportunities to experience an alternative learning environment that is different from the traditional school setting based on a recommendation of the principal in collaboration with student, parent and counselor. The length of a student's enrollment at Right Choice School will be determined by a committee with stakeholders from the home school, Right Choice School, parent and student.

Alternative Program	2014-2015 Enrollment
Right Choice Program	224
Springboard	33

Adult Education

Beaufort County School District Adult and Community Education Program holds day and evening classes for Diploma, GED, ESOL, ASVAB and Military Academic Skills Program. Individuals are given the opportunity to earn a Career Readiness Certificate, learn a foreign language through Rosetta Stone and take the Para Pro Assessment. Classes are being offered at locations throughout Beaufort County including St. Helena Elementary School and the Technical College of the Lowcountry. Partnerships have been established with local businesses to hold classes onsite at S.C. Works, Vocational Rehabilitation, Bluffton Goodwill as well as the Hilton Head Island Boys & Girls Club. Beaufort County School District Adult and Community Education Program is also an authorized testing site for Pearson Vue and Educational Testing Service (ETS) to administer the GED and PRAXIS tests.

Adult Education Completion Data Trend			
School Year	Enrollment	Completions	Completion %
2011-2012	1137	730	64%
2012-2013	1225	800	65%
2014-2015	1253	908	72%
2014-2015	1231	1076	87%



BEAUFORT COUNTY BOARD OF EDUCATION

BEAUFORT, SOUTH CAROLINA

PERFORMANCE EXPECTATION MONITORING REPORT

DATE: NOVEMBER 2015

PERFORMANCE EXPECTATION (PE) BEING MONITORED: PE 7:8

I hereby present my Executive Summary on Performance Expectation 7:8 according to the schedule set by the Beaufort County Board of Education. I certify the information contained in this report is true.

Date: _____

Signed: _____

Dr. Gregory A. McCord
Chief Student Services Officer

Date: _____

Signed: _____

Dr. Jeffrey Moss
Superintendent

Accepted

Date: _____

Signed: _____

Board Chairman

PE 7:8 Ensure that all policies and administrative rules regarding student discipline are enforced consistently using reasonable judgment across all schools.

Superintendent's Interpretation

The Superintendent will provide ongoing training for administrators and staff. Administrator will adhere to the Code of Conduct and provide parents an opportunity to appeal disciplinary decisions.

Statement of Compliance

The District is in compliance with PE 7.8

Evidence of Compliance

Office of Student Services Year End Report

- Discipline

BEAUFORT COUNTY BOARD OF EDUCATION

BEAUFORT, SOUTH CAROLINA

PERFORMANCE EXPECTATION MONITORING REPORT

DATE: NOVEMBER 2015

PERFORMANCE EXPECTATION (PE) BEING MONITORED: PE 1.11

I hereby present my Executive Summary on Performance Expectation 1.11 according to the schedule set by the Beaufort County Board of Education. I certify the information contained in this report is true.

Date: _____

Signed: _____

Dr. Gregory A. McCord
Chief Student Services Officer

Date: _____

Signed: _____

Dr. Jeffrey Moss
Superintendent

Accepted

Date: _____

Signed: _____

Board Chairman

PE 1.11 Implement character education programs in all schools.

Superintendent's Interpretation

The Superintendent will ensure that all schools integrate character education programs into the instructional program.

Statement of Compliance

The South Carolina Comprehensive School Guidance Program outlines standards for all elementary, middle and high schools for implementing character education. Teachers, guidance counselors, and school social workers provide activities that integrate character education into classroom instruction and other school activities.

Evidence of Compliance

Office of Student Services Year End Report

- Behavior Management Specialist Program

BEAUFORT COUNTY BOARD OF EDUCATION

BEAUFORT, SOUTH CAROLINA

PERFORMANCE EXPECTATION MONITORING REPORT

DATE: NOVEMBER 2015

PERFORMANCE EXPECTATION (PE) BEING MONITORED: PE 7:1

I hereby present my Executive Summary on Performance Expectation 7:1 according to the schedule set by the Beaufort County Board of Education. I certify the information contained in this report is true.

Date: _____

Signed: _____

Dr. Gregory A. McCord
Chief Student Services Officer

Date: _____

Signed: _____

Dr. Jeffrey Moss
Superintendent

Accepted

Date: _____

Signed: _____

Board Chairman

PE 7:1 Provide equal educational opportunities in a safe, healthful, non-discriminatory, and secure environment for all students.

Superintendent's Interpretation

The Superintendent will provide monthly reports for homeschooling and adult education. The Student Services Year End Report will include information on alternative educational programs and services for students.

Statement of Compliance

The District is in compliance with PE 7.1

Evidence of Compliance

Office of Student Services Year End Report

- Anti- Bullying
- Homebound Instruction
- McKinney- Vento Homeless Assistance Act
- Alternative Programs
- Adult Education
- Charter/ Home School Participation in Extracurricular Activities

Bullying Prevention

During the 2014-2015 school year, the Office of Student Services partnered with the Rotary Club of the Lowcountry to sponsor a tour of the anti-bullying performance by the Beaufort High School Theatre Department for all 6th grade students in the District. The play “See Something, Say Something” was a major success and garnered national recognition for the District and Beaufort High School. As a result of the anti-bullying tour, students from across the District showcased their creative side to fight against bullying.

During the 2014-2015 school year, Beaufort County School District introduced the See Something, Say Something app that allowed students to report bullying incidents. Every device throughout the District was equipped with one touch access to the app. Throughout the school year, students reports included bullying incidents and anonymously reported other offenses. Over 2,000 reports were made using the bullying app. School administrators were notified of each incident and given an opportunity to investigate. Whether the threat of bullying is real or not, in each case, all parents are notified. Our goal is to raise awareness of students to stop and/ or report bullying.



Artwork submitted by Emily McPherson- Hilton Head Island High School

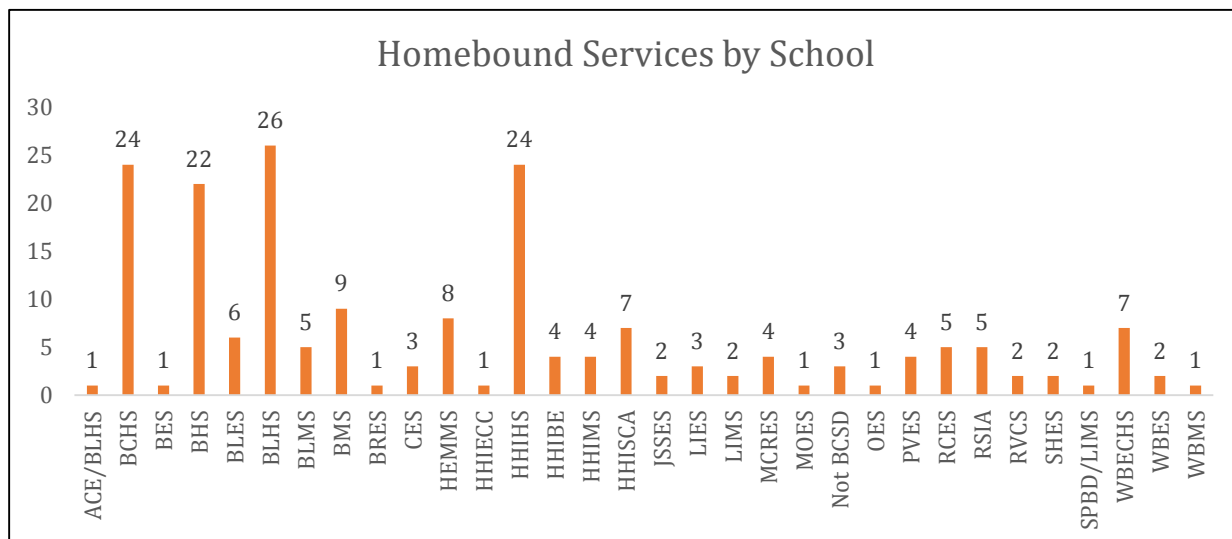
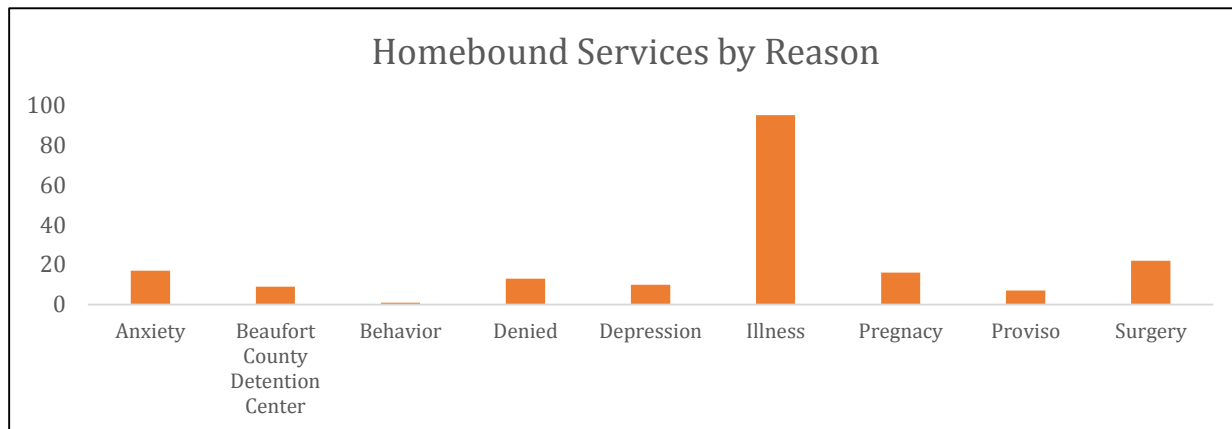
Homebound Instruction (2014-2015)

South Carolina's mandates regarding medical homebound instruction appear in State Board of Education Regulation 43-241. Put in the simplest terms, R 43-241 defines "homebound or hospitalized instruction" as teaching that

- is offered to the student who has an acute or chronic medical condition that prevents him or her from attending classes at school,
- takes place "in a room especially set aside for the period of instruction," and
- is conducted by an individual who holds a South Carolina teacher's certificate.

Specifically, Regulation 43-241 says that students who cannot attend public school because of illness, accident, or pregnancy, even with the aid of transportation, are eligible for medical homebound or hospitalized instruction. A physician must certify that the student is unable to attend school but may profit from instruction given in the home or hospital. Any student participating in a program of medical homebound instruction or hospitalized instruction must be approved by the district superintendent or his or her designee on standardized forms provided by the State Department of Education. All approved forms must be maintained by the district for documentation.

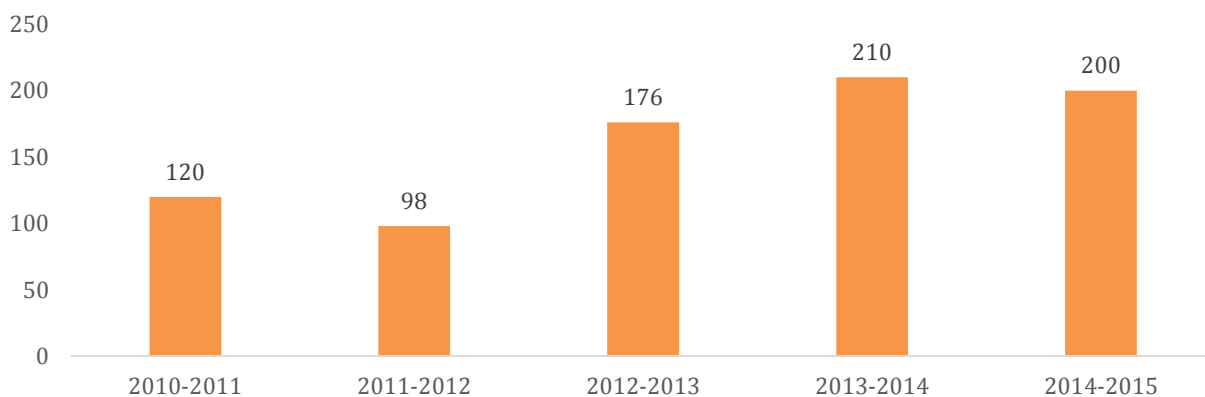
A total of **191** students received homebound services during the 2014-2015 school year. This number is down from 214 students served during the 2013-2014 school year.



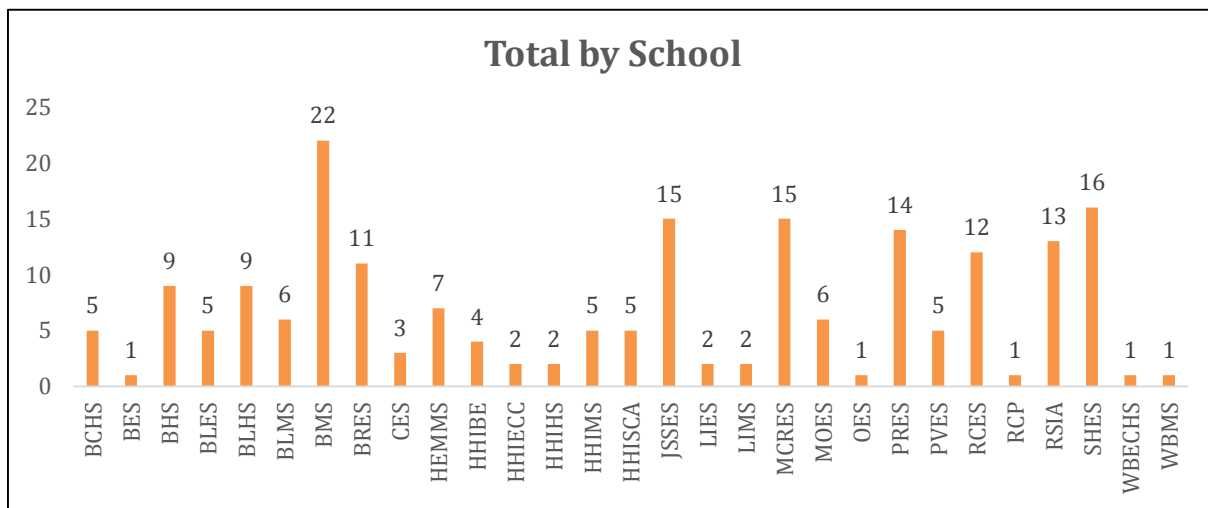
McKinney-Vento Homeless Assistance Act (2014-2015)

During the 2014-2015 school year, Beaufort County School District served 20 homeless students and their families, including 40 students residing in local shelters, down from 53 during the 2013-2014 school year. The district provided services including transportation, food services, uniform assistance and school supplies. The district recognizes the need to provide services for families that are experiencing financial hardships. All Beaufort County school aged children (Pre- K-12) and their siblings as well as their parents will be eligible for services under the McKinney-Vento Act. Beaufort County School District will continue to be supportive of these students and families to overcome any obstacle in providing the highest quality education.

Total by School Year

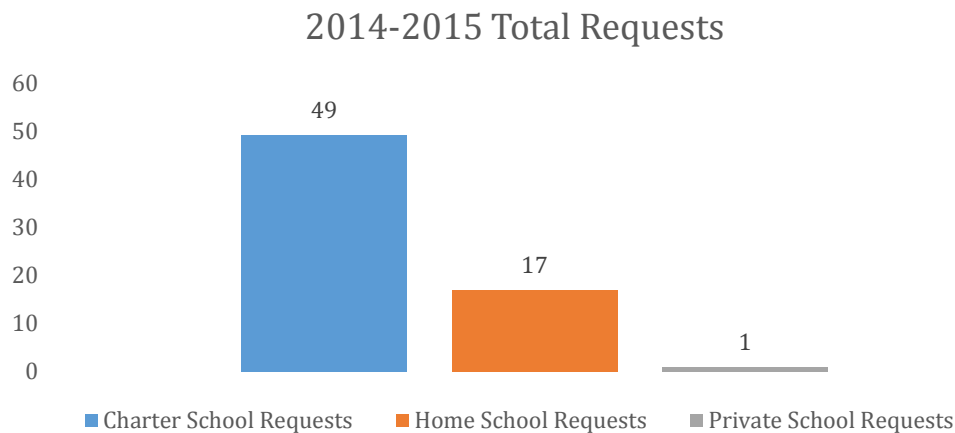


Total by School



Charter/ Home School Requests to Participate in Extracurricular Activities

During the 2012-2013 school year, the laws concerning participation in District activities were changed allowing Charter school, Home school and Governor's school students to try out for and, if selected, participate in extracurricular activities at their residence zoned school. Extracurricular activities in our schools are defined as those activities sponsored solely by the resident school, carry no academic credit, do not fall within the scope of the regular curriculum, and have no requirement for enrollment in a class during the regular academic day at the resident school. Below are requests made during the 2014-2015 school year for students to participate in extracurricular activities in Beaufort County School District schools.



BEAUFORT COUNTY BOARD OF EDUCATION

BEAUFORT, SOUTH CAROLINA

PERFORMANCE EXPECTATION MONITORING REPORT

DATE: NOVEMBER 2015

PERFORMANCE EXPECTATION (PE) BEING MONITORED: PE 7:3

I hereby present my Executive Summary on Performance Expectation 7:3 according to the schedule set by the Beaufort County Board of Education. I certify the information contained in this report is true.

Date: _____

Signed: _____

Dr. Gregory A. McCord
Chief Student Services Officer

Date: _____

Signed: _____

Dr. Jeffrey Moss
Superintendent

Accepted

Date: _____

Signed: _____

Board Chairman

PE 7:3 Implement programs that promote health, wellness and nutrition.

Superintendent's Interpretation

The Superintendent will implement programs and activities that promote health, wellness and nutrition education in schools.

Statement of Compliance

The District is in compliance with PE 7.3

Evidence of Compliance

Office of Student Services Year End Report

- School Health Nurses
- School Social Workers
- Community Agencies and Collaborations

School Social Workers

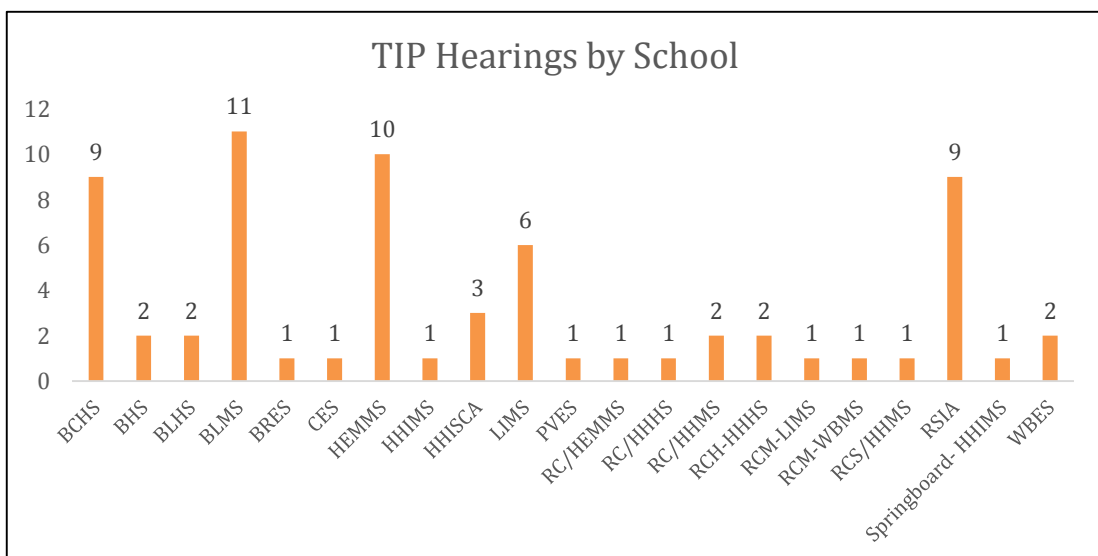
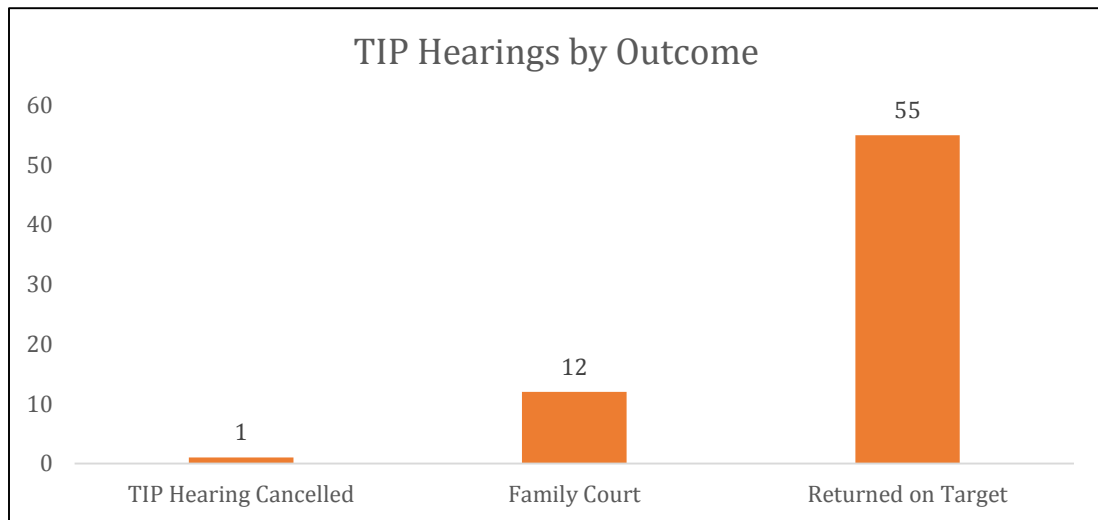
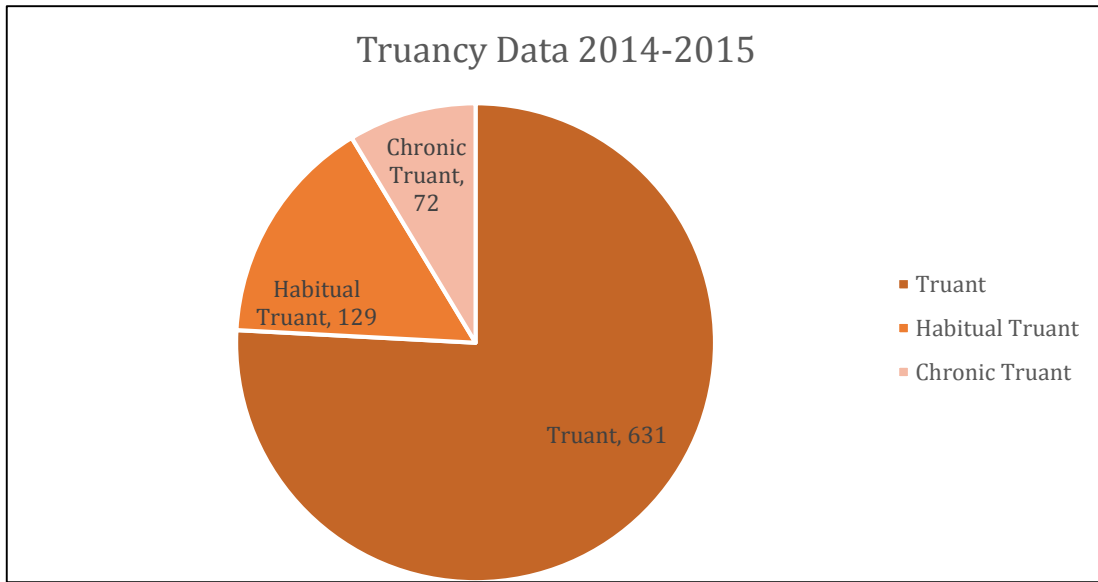
Beaufort County School District School Social Workers are the designated point of contact between the home, school, parents and child. Each School Social Worker is the key interventionist and is critical to assisting in determining the cause of student problems and is invaluable in their contribution toward arriving at possible solutions. They are required to utilize professional counseling skills on students whose behavior, attendance, school progress or mental or physical conditions point to the need for assistance. They are often called upon to support other disciplines (i.e. School Health Nurses, Special Education Coordinators, etc.) by arranging for tests, outside examinations, securing parental approvals or even providing family transportation.

School Social Workers receive referrals and are required to follow-up when students are experiencing any of a variety of problems. These problems may include the following:

- Abuse- Physical, sexual or emotional
- Academic/ School Work- Underachieving, inattentive, poor classroom work and poor homework
- Attendance- Pattern of unexcused absences, truancy
- Delinquency- The committing of any status offense, running away, or incorrigible behavior
- Deprivation- Child neglect
- Dropout- Student who has dropped out or is subject to dropping out
- Drug Abuse- Student who is using nonprescription drugs or alcohol
- Early Childhood Prevention- Services to children under five years of age
- Economic Assistance- Lack of food, clothing or shelter
- Emotional- Problems that include depression or self- harm
- Family- Parent/ child problems, communication problems or family concerns
- Health- Vision, immunizations, hearing, medications, hygiene, illness, lice, etc.
- Homeless- Lack of permanent living conditions
- Pregnancy- prevention or intervention with students who may become pregnant
- School Discipline- Classroom management problem or other behavior problems
- Special Education- Referrals for special services or IEP placement or participation in Student Intervention Team meetings

Beaufort County School District's Truancy Intervention Program works in collaboration with the Department of Juvenile Justice (DJJ), Coastal Empire Mental Health (CEMH), the Department of Social Services (DSS), Beaufort County Alcohol & Drug Abuse Prevention Department (BCADAD) and the Beaufort County Sheriff's Office to initiate referrals to Family Court when violations of school intervention plans occur and students continue truant behaviors. Rule to Show Cause is an order made by the court, in a particular case, upon motion of the Truancy Intervention Hearing Officer calling upon the habitually or chronically truant student and parent/ guardian to appear before the court, to show cause, if any, why the student should not be placed on an order to attend school. Truancy Intervention Programs (TIP) are implemented by the Office of Student Services.

School Social Workers

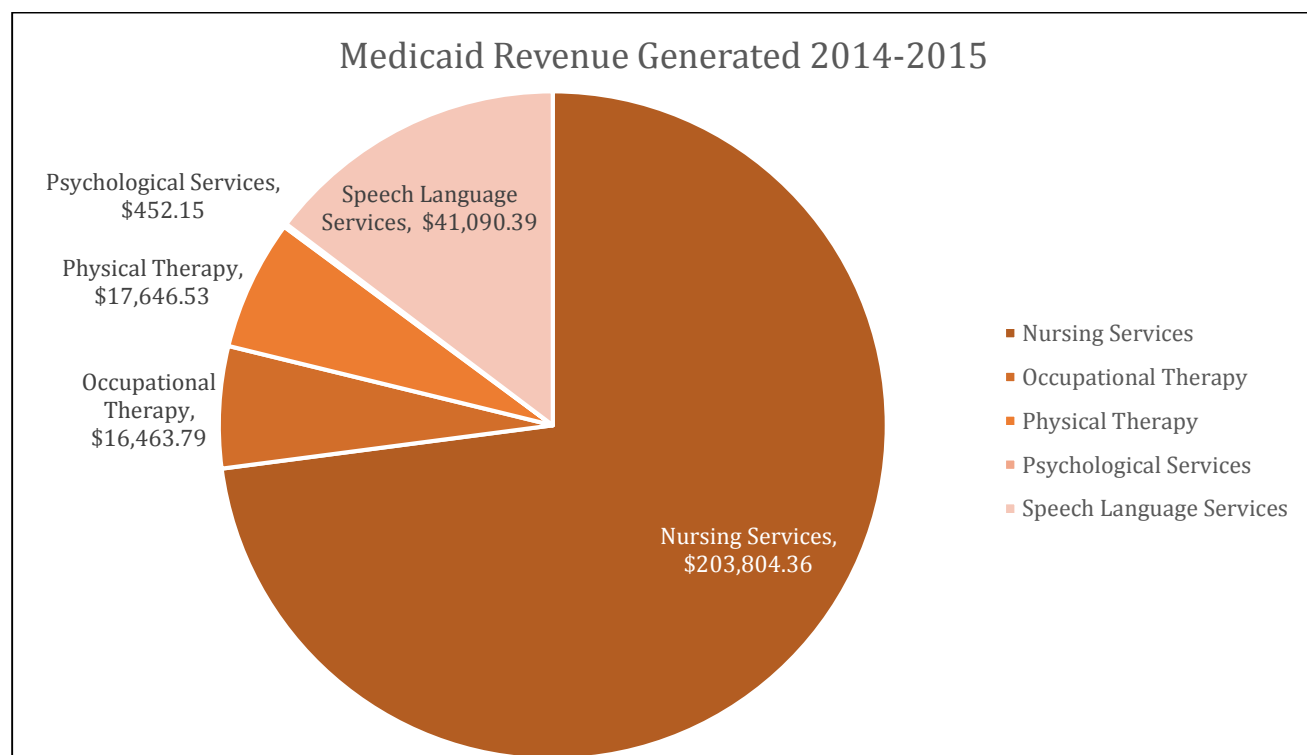


School Health Nurses

School Health Nurses are assigned to provide the students of Beaufort County School District with comprehensive school health services. The School Health Nurse provides care to students and staff who have been injured or who present with mild or acute illnesses. Care may involve treatment of health problems within the scope of nursing practice, communication with parents for treatment, and referral to other providers. The School Health Nurse uses the nursing process to assess, plan, implement, and evaluate care for students with chronic health conditions. The School Health Nurse also assists faculty and staff in monitoring chronic health conditions. Beaufort County School District School Health Nurses provide screening and referral for health conditions. Many of the School Health Nurses work within their school to promote a healthy school environment. Nursing services provided to Medicaid eligible children in Beaufort County School District generated \$203,804.36 in revenue during the 2014-2015 school year.

The School Health Nurses are available to:

- Provide growth, hearings, parasitic, physical and vision screenings to students
- Administer prescriptions and standing order medications to students
- Serves as the health expert in the Individualized Education Plan (IEP) for students with disabilities, as well as Individualized Health Plan (IHP) for students with special health needs



In conclusion, the Office of Student Services will continue providing quality services for all students, staff, parents and the community at-large within Beaufort County. We will continue to review data, research best practices, and include all stakeholders in making decisions that complement the teaching and learning enterprise. The Board of Education has included committees for Student Services along with committees for Instructional Services, Finance and Operations and Human Resources that will each work to complement each other in establishing and meeting the goals of the district, which include surpassing State and National trend data. This synergistic design will benefit the students of the district and assist our community with ensuring that every child that attends a Beaufort County School will receive the best quality instruction and always in a safe, nurturing and caring environment.

Nominated as one of "America's Best Communities" (20102) the Beaufort County School District, and the Office of Student Services, will continue to produce the best and brightest students in the country.

