

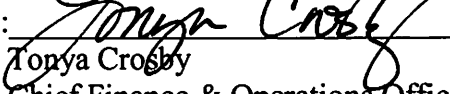
**Beaufort County Board of Education  
Beaufort, South Carolina**

**Performance Expectations- PE 4.5 Monitoring**

**Minority/Women Owned Business Enterprise Report (M/WBE)  
For Period from July 1, 2016 through December 31, 2016**


I hereby present the M/WBE monitoring report for Performance Expectation 4.5 according to the schedule set by the Beaufort County Board of Education. I certify the information contained in this report is true.

Date: \_\_\_\_\_

Signed:   
Tonya Crosby  
Chief Finance & Operations Officer

Accepted:

Date: \_\_\_\_\_

Signed:   
Jeffrey C. Moss  
Superintendent

Accepted:

Date: \_\_\_\_\_

Signed: \_\_\_\_\_  
Patricia Felton-Montgomery  
Board Chair

---

**PE 4.5 Base purchases upon the state and District procurement policies that take into account prudent judgment and sound financial practice, including comparative pricing while taking into account long-term quality and cost.**

**Superintendent's interpretation**

- Ensure the District's compliance with the state and District Procurement Codes; and
- Maintains a staff trained in procurement and contract administration

**Statement of Compliance**

The District is in compliance with PE 4.5

**Evidence of Status of Compliance**

Attached please find the District's M/WBE Report for the period from July 1, 2016 to December 31, 2016.

**Beaufort County School District  
Procurement Department  
Minority and Women Business Enterprises (MWBE)  
Semi-Annual Progress Report**

**Semi-Annual Report Period:** July 1 through December 31, 2016

**I. Funds Expended** (Total **controllable budget** of all newly expended offerings for the procurement of supplies, services, and construction contracts): **\$38,146,714.50 (six-month figure)**

- a. Goal established for MWBE Utilization report during FY 2016 is:  
**20% of controllable budget of contracts and service expenditures or \$ 7,629,342.90**
- b. Total dollars expended for awards to certified MWBE's:  
**\$ 282,149.87 (.74% of controllable budget)**
- c. Total dollars expended for awards to non-certified MWBE's:  
**\$ 3,615,775.10 (9.48% of controllable budget)**
- d. Total dollars expended for awards to all MWBE'S:  
**\$ 3,897,924.97 (10.22% of controllable budget)**

**II. Bid Information:**

| MWBE Information<br>(During this Period) | Number of<br>Solicitations         |  |
|--|------------------------------------|--|
| Goods & Services                         | 11<br>2 – no bidders<br>1 canceled | There were no bids received from or contracts awarded to Certified MWBEs during this period. |
| Construction and/or Renovation           | 6<br>1 – no bidders<br>1 canceled  | There were no bids received from or contracts awarded to Certified MWBEs during this period. |

**III. Actual Dollars Paid to Certified MWBEs:**

**FY 2017 MWBE Utilization Data Report**  
**Semi-Annual - Total Controllable Dollars Actually Paid to Certified MWBEs**

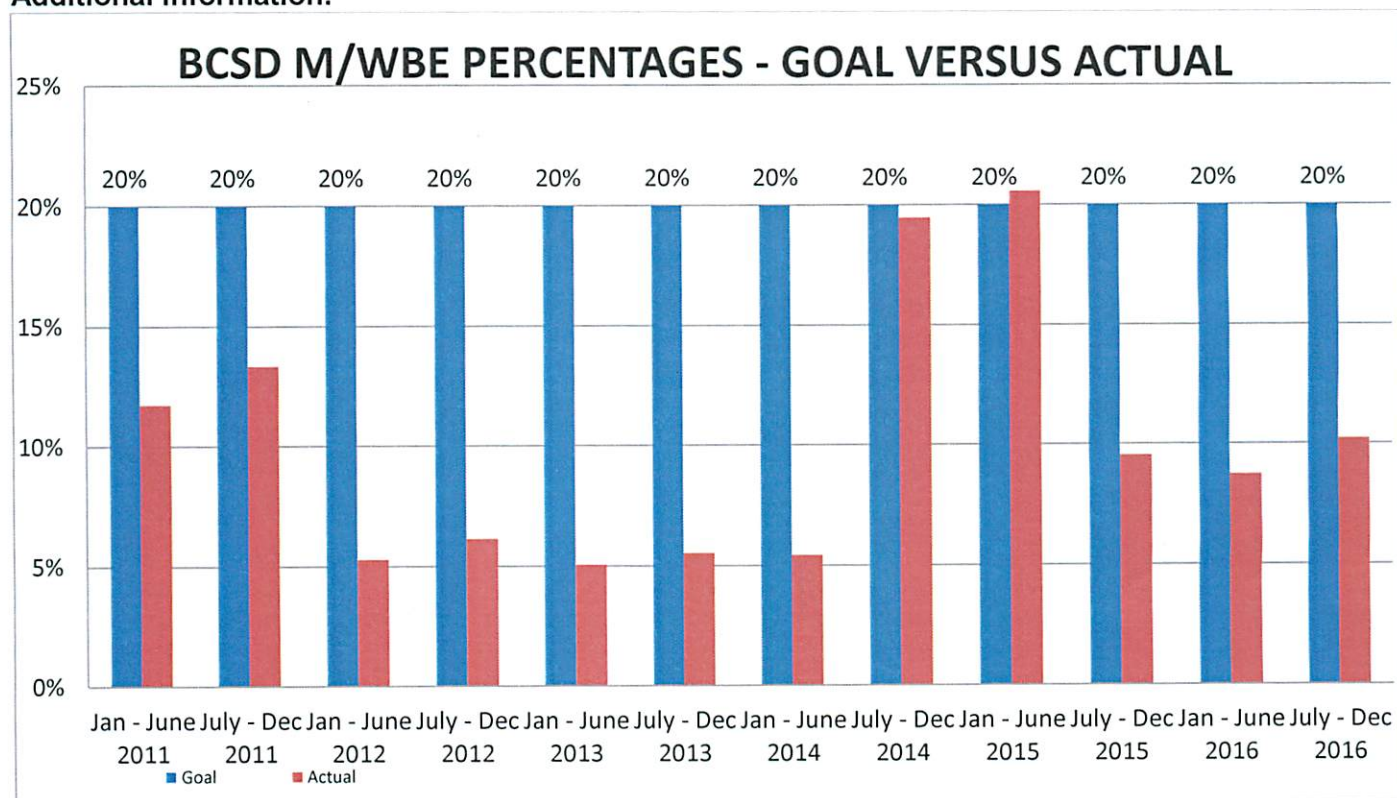
|   |                     |  |          |
|---|---------------------|--|----------|
| Semi-Annual African American Expenditures | \$ 0                | Total Certified African American Vendors         | 0        |
| Semi-Annual Women Total Expenditures      | \$282,149.87        | Total Certified Women Vendors                    | 2        |
| <b>Total Certified MWBE Expenditures</b>  | <b>\$282,149.87</b> | <b>Total Number of Certified MWBE's Utilized</b> | <b>2</b> |

Note: The District encourages non-certified MWBE's to become certified to help meet the target goal of 20% of the total controllable dollars to be awarded to Certified MWBE's for FY 2017.

#### IV. Major Types of Goods, Services and Construction Purchased from MWBE:

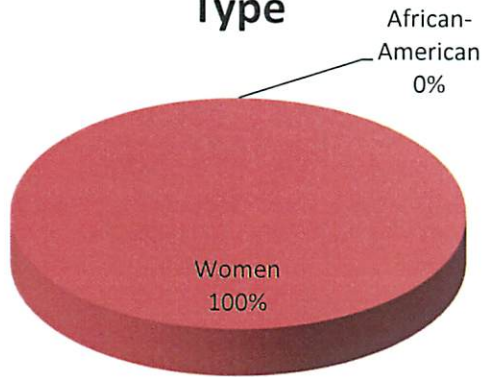
| SERVICES           | SUPPLIES | EQUIPMENT | CONSTRUCTION                             |
|--------------------|----------|-----------|--|
| Custodial Services | Printing |           | Pre-Construction & Construction Services |
|                    |          |           | Electrical                               |
|                    |          |           | Flooring                                 |
|                    |          |           | Glass                                    |
|                    |          |           | Landscaping                              |
|                    |          |           | Painting                                 |
|                    |          |           | Masonry                                  |
|                    |          |           | Steel                                    |
|                    |          |           | Elevator Repairs                         |
|                    |          |           | Solar Contractor                         |

#### Additional Information:

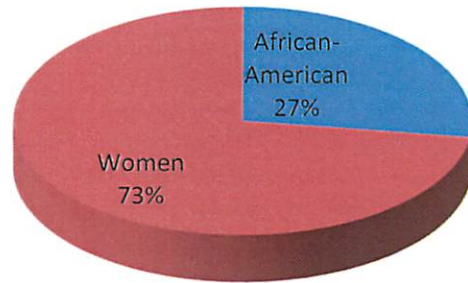


The reduction of 8% construction related projects during the January to June 2014 period diminished the opportunity to utilize M/BWE firms. Construction of River Ridge Academy and May River High School allowed the increase in MWBE utilization in the July 2014 to June 2016 period. Construction completion of River Ridge Academy reduced the M/WBE spending in the July to December 2015 period and May River High School in the January to June 2016 period. The bulk of the funds expended to minority firms for non-construction projects were for custodial services, computer purchases, speech services and various P-card transactions.

**% of Certified MWBE by Type**



**% of Certified & Non-Certified MWBE by Type**



In a conscience effort to acquire more minority and women owned businesses, the District has put into place:

- Placed on the website: "Working with the Beaufort County School District" vendor handbook. Placed ads in the local newspapers semi-annually (February and August) with information of proposed future projects.
- In the spring of 2017, the District will hold a minority vendor fair with the contractors hired for summer work.



**Beaufort County School District  
Semi-Annual Minority Business Report**

|                               |                               |                   | July 1 - Sept 30,<br>2016 | Oct 1 - Dec 30,<br>2016 | Summary /<br>July - Dec |
|-------------------------------|-------------------------------|-------------------|---------------------------|-------------------------|-------------------------|
| Vendor                        | Sub                           | Minority Status   | Dollars Spent             | Dollars Spent           | Dollars Spent           |
| ALPHA JANITORIAL              |                               | W-Certified       |                           | \$ 31.00                | \$ 31.00                |
| GCA SERVICES                  |                               |                   |                           |                         |                         |
|                               | Alpha Janitorial              | W-Certified       | \$ 95,321.97              | \$ 95,445.90            | \$ 190,767.87           |
| MB Kahn                       |                               |                   |                           |                         |                         |
|                               | Ashley Steel                  |                   | \$ 91,351.00              |                         | \$ 91,351.00            |
|                               |                               | <b>Subtotal A</b> | <b>\$ 186,672.97</b>      | <b>\$ 95,476.90</b>     | <b>\$ 282,149.87</b>    |
| APPLIED DATA TECHNOLOGIES     |                               | NonCertified      | \$ 6,552.89               |                         | \$ 6,552.89             |
| BANK OF AMERICA "WORKS"       |                               | NonCertified      | \$ 442,345.38             | \$ 117,762.20           | \$ 560,107.58           |
| KATHY BAKER                   |                               | NonCertified      | \$ 14,630.00              | \$ 16,170.00            | \$ 30,800.00            |
| SUE BASH                      |                               | NonCertified      |                           |                         | \$ -                    |
| GLORIA BOCKELMAN              |                               | NonCertified      |                           | \$ 300.00               | \$ 300.00               |
| C E BOURNE & COMPANY          |                               | NonCertified      | \$ 1,598,611.00           | \$ 57,082.00            | \$ 1,655,693.00         |
| KASHTA A CAMPBELL             |                               | NonCertified      | \$ 4,500.00               |                         | \$ 4,500.00             |
| CHURCHICH RECREATION & DESIGN |                               | NonCertified      | \$ 74,637.95              | \$ 245,684.60           | \$ 320,322.55           |
| FRASER CONSTRUCTION           |                               |                   |                           |                         |                         |
|                               | Atlantic Meridian Contracting | NonCertified      | \$ 15,879.60              |                         | \$ 15,879.60            |
|                               | Churchich Recreation & Design | NonCertified      | \$ 6,755.00               |                         | \$ 6,755.00             |
|                               | Daley Cleaning Services       | NonCertified      | \$ 1,957.50               |                         | \$ 1,957.50             |
|                               | Firestop Carolinas            | NonCertified      |                           | \$ 416.00               | \$ 416.00               |
| GRAYBAR FENCE                 |                               | NonCertified      |                           | \$ 12.72                | \$ 12.72                |
| MB Kahn                       |                               |                   |                           |                         |                         |
|                               | Graybar Fence                 | NonCertified      | \$ 27,150.00              | \$ 10,311.00            | \$ 37,461.00            |
|                               | John D Green Masonry          | NonCertified      | \$ 16,400.00              | \$ 16,400.00            | \$ 32,800.00            |
|                               | Ling's Painting, Inc          | NonCertified      | \$ 24,025.00              |                         | \$ 24,025.00            |
| MICHAEL HOLMES                |                               | NonCertified      | \$ 2,500.00               | \$ 4,200.00             | \$ 6,700.00             |
| KATHERINE HOWARD              |                               | NonCertified      |                           | \$ 1,800.00             | \$ 1,800.00             |
| BRIDGETTE JONES               |                               | NonCertified      | \$ 1,500.00               |                         | \$ 1,500.00             |
| LINDA LAW                     |                               | NonCertified      | \$ 6,000.00               |                         | \$ 6,000.00             |

[illegible]

|  |                  |  |               |              | <b>Semi-Annual</b> |
|--|------------------|--|---------------|--------------|--------------------|
| Controllable Budget Dollars 7/1/16-06/30/17                            | \$ 76,293,429.00 |  |               |              |                    |
| Controllable Budget Dollars - 1/4 Year                                 | \$ 19,073,357.25 |  |               |              | \$ 38,146,714.50   |
| Dollar Goal Established (20%)  | \$ 3,814,671.45  |  |               |              | \$ 7,629,342.90    |
| Total Dollar Value of Award to Certified Minorities                    |                  |  | \$ 186,672.97 | \$ 95,476.90 | \$ 282,149.87      |
| Actual Percentage Certified Minority Business Utilized                 |                  |  | 0.98%         | 0.50%        | 0.74%              |
| Actual Percentage Non-Certified Minority Business Utilized             |                  |  | 15.70%        | 3.26%        | 9.48%              |
| <b>Annual Percentage Certified and Non-Certified Minority Business</b> |                  |  | <b>16.68%</b> | <b>3.76%</b> | <b>10.22%</b>      |