

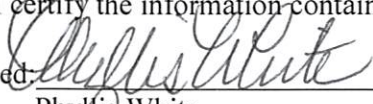
**Beaufort County Board of Education  
Beaufort, South Carolina**

**Performance Expectations- PE 4.5 Monitoring**

**Minority/Women Owned Business Enterprise Report (M/WBE)  
For Period from July 1, 2015 through December 31, 2015**


I hereby present the M/WBE monitoring report for Performance Expectation 4.5 according to the schedule set by the Beaufort County Board of Education. I certify the information contained in this report is true.

Date: 4/12/16

Signed:  Jrc  
Phyllis White  
Chief Finance and Operations Officer

Accepted:

Date: 4/12/16

Signed:   
Jeffrey C. Moss  
Superintendent

Accepted:

Date: \_\_\_\_\_

Signed: \_\_\_\_\_  
Mary Cordray  
Board Chair

---

**PE 4.5 Base purchases upon the state and District procurement policies that take into account prudent judgment and sound financial practice, including comparative pricing while taking into account long-term quality and cost.**

Superintendent's interpretation

- Ensure the District's compliance with the state and District Procurement Codes; and
- Maintains a staff trained in procurement and contract administration

Statement of Compliance

The District is in compliance with PE 4.5

Evidence of Status of Compliance

Attached please find the District's M/WBE Report for the period from July 1, 2015 to December 31, 2015.

**Beaufort County School District  
Procurement Department  
Minority and Women Business Enterprises (MWBE)  
Semi-Annual Progress Report**

**Semi-Annual Report Period:** July 1 through December 31, 2015

**I. Funds Expended** (Total controllable budget of all newly expended offerings for the procurement of supplies, services, and construction contracts): **\$60,678,059.00 (six month figure)**

- a. Goal established for MWBE Utilization report during FY 2015 is:  
20% of controllable budget of contracts and service expenditures or **\$ 12,135,611.80.**
- b. Total dollars expended for awards to certified MWBE's:  
**\$ 191,507.97 (.32% of controllable budget)**
- c. Total dollars expended for awards to non-certified MWBE's:  
**\$ 5,646,600.90 (9.31% of controllable budget)**
- d. Total dollars expended for awards to all MWBE'S:  
**\$ 5,838,046.87 (9.62% of controllable budget)**

**II. Bid Information:**

MWBE Information (During this Period)	Number of Solicitations	
Goods & Services	3	There were no bids received from or contracts awarded to Certified MWBEs during this period.
Construction and/or Renovation	1	There were no bids received from or contracts awarded to Certified MWBEs during this period.

**III. Actual Dollars Paid to Certified MWBEs:**

**FY 2015 MWBE Utilization Data Report**  
Semi-Annual - Total Controllable Dollars Actually Paid to Certified MWBEs

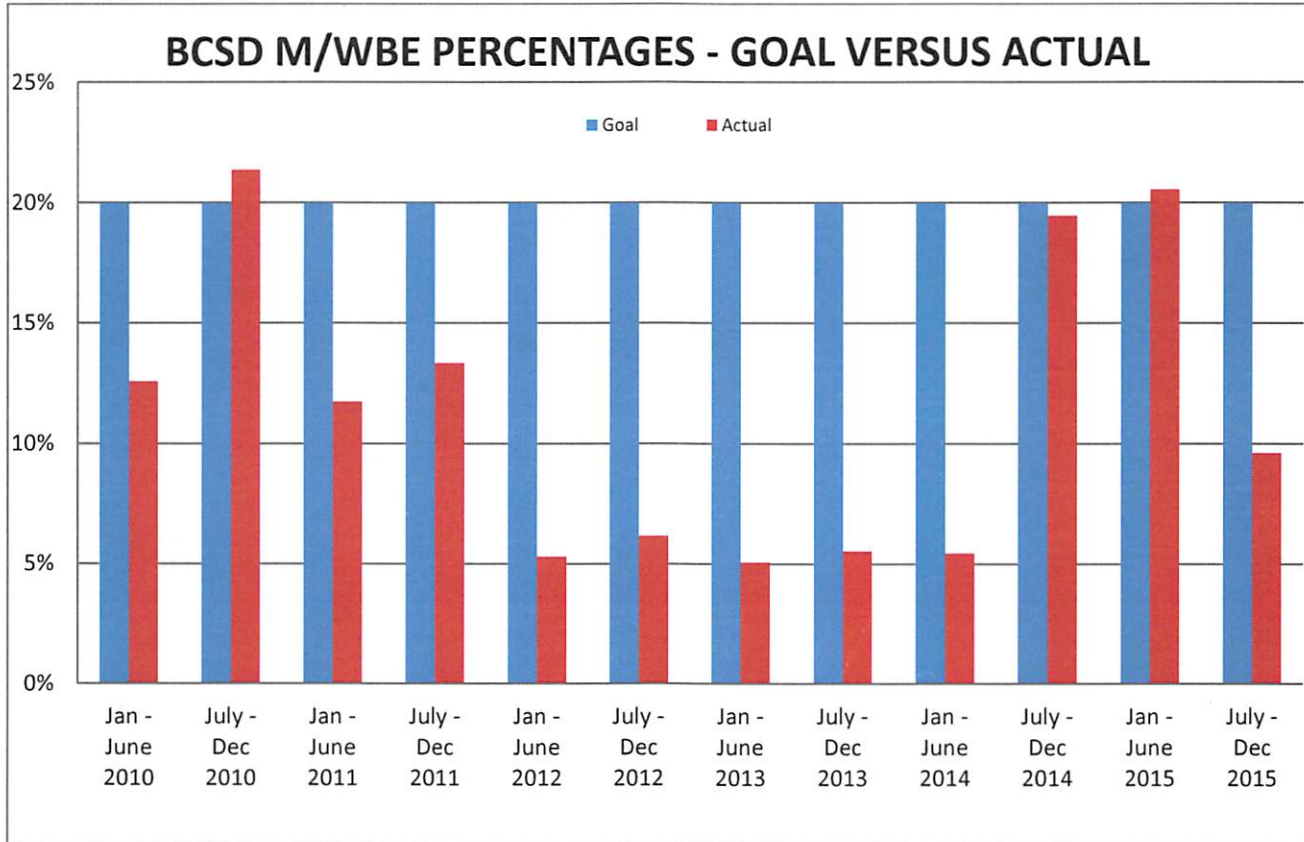
Semi-Annual African American Expenditures	\$ 0	Total Certified African American Vendors	0
Semi-Annual Women Total Expenditures	\$191,507.97	Total Certified Women Vendors	1
<b>Total Certified MWBE Expenditures</b>	<b>\$191,507.97</b>	<b>Total Number of Certified MWBE's Utilized</b>	<b>1</b>

Note: The District encourages non-certified MWBE's to become certified to help meet the target goal of 20% of the total controllable dollars to be awarded to Certified MWBE's for FY 2015.

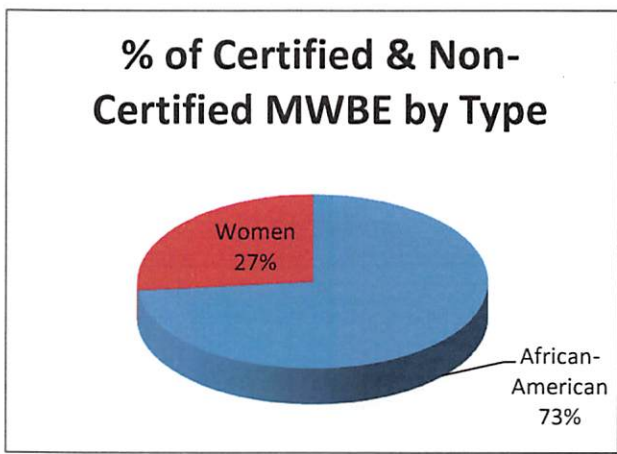
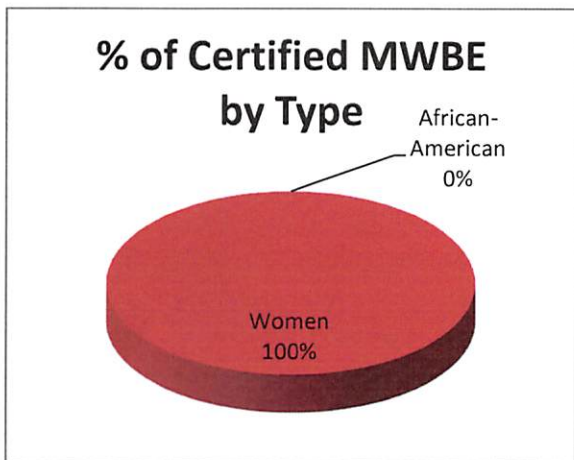
**IV. Major Types of Goods, Services and Construction Purchased from MWBE:**

SERVICES	SUPPLIES	EQUIPMENT	CONSTRUCTION
Custodial Services	Printing		Pre-Construction & Construction Services
			Electrical
			Flooring
			Glass
			Landscaping
			Painting
			Masonry
			Steel

**Additional Information:**



The reduction of 8% construction related projects during the January to June 2014 period diminished the opportunity to utilize M/BWE firms. Construction of River Ridge Academy and May River High School allowed the increase in MWBE utilization in the July 2014 to June 2015 period. Construction completion of River Ridge Academy reduced the M/WBE spending in the July to December 2015 period. The bulk of the funds expended to minority firms for non-construction projects were for custodial services, computer purchases, speech services and various P-card transactions.



In a conscience effort to acquire more minority and women owned businesses, the District has put into place:

- Placed on the website: “How to do Business with the Beaufort County School District” manual.
- Placed ads in the local newspapers semi-annually (February and August) with information of proposed future projects.
- In the spring of 2016, the District held a minority vendor fair with the contractors hired for summer work and for the construction of May River High School.

**Beaufort County School District  
Semi-Annual Minority Business Report**

			July 1 - Sept 30, 2015	Oct 1 - Dec 31, 2015	Summary / July - Dec
Vendor	Sub	Minority Status	Dollars Spent	Dollars Spent	Dollars Spent
<b>GCA SERVICES</b>					
	Alpha Janitorial	W-Certified	\$ 96,000.00	\$ 95,445.97	\$ 191,445.97
<b>ALPHA JANITORIAL</b>		W-Certified		\$ 62.00	\$ 62.00
		<b>Subtotal A</b>	<b>\$ 96,000.00</b>	<b>\$ 95,445.97</b>	<b>\$ 191,507.97</b>
<b>APPLIED DATA TECHNOLOGIES</b>		NonCertified	\$ 10,841.68		\$ 10,841.68
<b>BANK OF AMERICA "WORKS"</b>		NonCertified	\$ 310,268.20	\$ 134,245.44	\$ 444,513.64
<b>KATHY BAKER</b>		NonCertified	\$ 13,255.00	\$ 20,845.00	\$ 34,100.00
<b>GLORIA BOCKELMAN</b>		NonCertified		\$ 700.00	\$ 700.00
<b>C E BOURNE &amp; COMPANY</b>		NonCertified	\$ 491,925.00	\$ 49,149.00	\$ 541,074.00
<b>KASHTA CAMPBELL</b>		NonCertified	\$ 4,500.00		\$ 4,500.00
<b>HEATHER CAHOON</b>		NonCertified		\$ 150.00	\$ 150.00
<b>GCA SERVICES</b>					
	Charleston Cotton Exchange	NonCertified	\$ 3,241.00		\$ 3,241.00
	Oxford Cleaning	NonCertified			\$ -
<b>GULLAH SENTINEL</b>		NonCertified	\$ 311.78	\$ 348.72	\$ 660.50
<b>MICHAEL HOLMES</b>		NonCertified	\$ 1,940.00	\$ 1,350.00	\$ 3,290.00
<b>BRIDGETTE JONES</b>		NonCertified	\$ 2,437.50	\$ 1,500.00	\$ 3,937.50
<b>KIM KEATS</b>		NonCertified	\$ 750.00		\$ 750.00
<b>LAYER 3 TECHNOLOGIES</b>		NonCertified	\$ 234,300.00		\$ 234,300.00
<b>LEARNING HORIZON, INC</b>		NonCertified		\$ 32,000.00	\$ 32,000.00
<b>LOWCOUNTRY SPEECH SERVICES</b>		NonCertified	\$ 8,470.00	\$ 12,760.00	\$ 21,230.00
<b>LOWCOUNTRY THERAPY</b>		NonCertified	\$ 3,300.00	\$ 8,373.75	\$ 11,673.75
<b>MB KAHN - Summer 2015 Renovations</b>					
	Graybar Fence Company	NonCertified		\$ 7,890.00	\$ 7,890.00
	John D. Green	NonCertified	\$ 8,300.00		\$ 8,300.00
<b>CASSANDRA MENNING</b>		NonCertified	\$ 950.00		\$ 950.00
<b>TONYA MOON</b>		NonCertified	\$ 18,810.00		\$ 18,810.00
<b>BARBARA RICH</b>		NonCertified	\$ 789.00		\$ 789.00

SPARK INNOVATION		NonCertified	\$ 3,800.00		\$ 3,800.00
STAPLES		NonCertified	\$ 1,096.48	\$ 104,004.02	\$ 105,100.50
PAM TAUB		NonCertified	\$ 13,947.78	\$ 12,505.05	\$ 26,452.83
<b>THOMPSON TURNER :</b>					
<b>HHI Early Childhood Center</b>					
	Biggs Casework	NonCertified			\$ -
<b>River Ridge Academy</b>					
	Biggs Casework	NonCertified	\$ 26,137.00		\$ 26,137.00
	D & T Steel	NonCertified	\$ 103,160.00		\$ 103,160.00
	Eastern Corporation	NonCertified			\$ -
	Landmark Construction	NonCertified	\$ 416,989.00		\$ 416,989.00
<b>May River High</b>					
	Biggs Casework	NonCertified		\$ 143,952.00	\$ 143,952.00
	D & T Steel	NonCertified	\$ 380,978.00	\$ 380,978.00	\$ 761,956.00
	Eastern Corporation	NonCertified	\$ 781,000.00	\$ 143,600.00	\$ 924,600.00
	Landmark Construction	NonCertified	\$ 999,155.00	\$ 707,830.00	\$ 1,706,985.00
NANCY TUMLIN		NonCertified	\$ 18,177.50	\$ 24,530.00	\$ 42,707.50
THOMAS WASHINGTON		NonCertified		\$ 450.00	\$ 450.00
JANICE WEAVER		NonCertified		\$ 260.00	\$ 260.00
JANE WOOD		NonCertified		\$ 350.00	\$ 350.00
		<b>Subtotal B</b>	<b>\$ 3,858,829.92</b>	<b>\$ 1,787,770.98</b>	<b>\$ 5,646,600.90</b>
		<b>Grand Total</b>	<b>\$ 3,954,829.92</b>	<b>\$ 1,883,216.95</b>	<b>\$ 5,838,046.87</b>
					<b>Semi-Annual</b>
Controllable Budget Dollars 7/1/15-06/30/16	\$ 121,356,118.00				
Controllable Budget Dollars - 1/4 Year	\$ 30,339,029.50				\$ 60,678,059.00
Dollar Goal Established (20%)	\$ 6,067,805.90				\$ 12,135,611.80
Total Dollar Value of Award to Certified Minorities			\$ 96,000.00	\$ 95,445.97	\$ 191,507.97
Actual Percentage Certified Minority Business Utilized			0.32%	0.31%	0.32%
Actual Percentage Non-Certified Minority Business Utilized			12.72%	5.89%	9.31%
<b>Annual Percentage Certified and Non-Certified Minority Business</b>			<b>13.04%</b>	<b>6.21%</b>	<b>9.62%</b>