




**CHARLES COUNTY  
PUBLIC SCHOOLS**

# **Student Distance Learning Guide**






**It's All About  
Teaching and Learning**






## Table of Contents

<input type="checkbox"/> HOW DO I CONNECT TO ZOOM? .....	3
<input type="checkbox"/> HOW DO I TURN IN ASSIGNMENTS IN DROP BOX?.....	3
<input type="checkbox"/> I OPTED OUT OF LIVE INSTRUCTION, WHERE DO I FIND THE RECORDED LESSONS? .....	3
<input type="checkbox"/> WHAT IS AN LMS? HOW DO I FIND IT?.....	3
<input type="checkbox"/> WHAT DO I DO IF I DON'T HAVE A CAMERA? .....	3
<input type="checkbox"/> WHAT DO IF I DO NOT WANT TO BE ON CAMERA DURING CLASS?.....	4
<input type="checkbox"/> MY ONEDRIVE IS SUPPOSED TO CONNECT TO THE DROP BOX ON SYNERGY, BUT IT IS NOT.....	4
<input type="checkbox"/> HOW DO I EDIT DOCUMENTS IN POWERPOINT OR GOOGLE SLIDES THAT MY TEACHER POSTED?	4


## **How Do I Connect To Zoom?**

<p>If StudentVue and Zoom are set up, click here:</p> <p></p>	<p>If you are on an iPad, click here:</p> <p></p>	<p>If you are on a home computer and not sure if Zoom is installed, click here:</p> <p></p>
--	--	--

## **How Do I Turn In Assignments In Drop Box?**

<p>For Video Instructions (1), click here:</p> <p></p>	<p>For Video Instructions (2), click here:</p> <p></p>	<p>For PDF written instructions, click here:</p> <p></p>
---	---	---

## **I Opted Out of Live Instruction, Where Do I Find the Recorded Lessons?**

For instructions on how to access recorded lessons click here: 

## **What is an LMS? How Do I Find It?**

An LMS, is your class website. Log in to StudentVue and click on Class Websites. If there is no class website for a specific class your teacher has not created one yet.


## **What Do I Do If I Don't Have A Camera?**

If you were issued a computer without a camera, notify your teacher. Students without cameras are expected to participate since all computers are equipped with a microphone. Your teacher will monitor your attendance and engagement during class by using the Chat and other online tools. Computers with cameras will be distributed as they become available.

### **WHAT DO I DO NOT WANT TO BE ON CAMERA DURING CLASS?**

Students with a working camera are expected to turn it on during class. If you do not want to be visible during live instruction, your parent will need to contact the school principal. Unless there is documentation on file, students are expected to be “present” for class with the camera turned on.

### **MY ONEDRIVE IS SUPPOSED TO CONNECT TO THE DROP BOX ON SYNERGY, BUT IT IS NOT.**

OneDrive is not connected to Drop Box. You can save documents in your OneDrive and submit them into Drop Box. For a demonstration click here: .

Students can also save documents to a USB drive or on your computer desktop and retrieve them from there.

### **HOW DO I EDIT DOCUMENTS IN POWERPOINT OR GOOGLE SLIDES THAT MY TEACHER POSTED?**

First, download the PowerPoint or slides and save a copy to your OneDrive or computer desktop. Next, open the file and make your edits. You can now submit the file in the Submissions Tab of the assignment. If teachers do not want it graded, then it will say “not for grading.”