

# Attendance Area Task Force Recommendation

---

November 10, 2021



# Outcomes



## Board members will:

- understand the process that was developed and implemented to consider attendance area adjustments
- receive a summary of the Attendance Area Task Force meetings
- receive the task force recommendation
- understand the next steps in the overall process

# Process Framework

# Timeline



**September 2021**

## Option Creation

After Cabinet approves the set of guiding principles for the boundary adjustment process, an internal working group, including the Director of Finance & Operations, Transportation Director, Student Services Administrator, and outside consultant, Kristin Tollison, will create boundary adjustment option(s) for the larger task force to consider.

**October 2021**

## Task Force Convenes

An Attendance Area Task Force, including the internal working group, Assistant Superintendent, Director of Communications and Community Relations, Director of Specialized Education Services, Director of Equity and Inclusion, select building principals from elementary, middle, and high school, and parents/guardians to be selected through an application process, will meet 2-3 times to consider options, make adjustments and find consensus on a draft proposal to recommend to the school board.

**November 10, 2021**

## School Board Review

At their regularly scheduled meeting, the school board will review the option that the task force recommended and give feedback for consideration. The intent would be for the school board to give administration direction to take the proposed adjustment out for parent and community feedback.

**November-December 2021**

## Public Input

Between November 10 and December 6, the district will seek feedback on the proposed attendance area adjustment. This could include online surveys, world cafés or other engagement tools to provide multiple ways for community members to give feedback. The internal working group will review the feedback and make adjustments as necessary to reflect the themes that may emerge. A final draft attendance area adjustment proposal will be created for school board consideration.

**December 6, 2021**

## Final Adoption

At their regularly scheduled meeting, the school board will review the final proposed boundary adjustments and will be asked to approve the option for implementation in the fall of 2022. This date of final approval is necessary to keep the pre-existing enrollment timelines in place.

# Task Force Membership



**6 Principals**  
(4 Elem,  
1 Middle,  
1 High)

**7 Staff**  
(Cabinet,  
Transportation,  
Students  
Services)

**3 Consultants**  
(Wold,  
GuideK12)

**13 Community  
Members**

# Meeting Overview



**October 2021**

## **Task Force Convenes**

An Attendance Area Task Force, including the internal working group, Assistant Superintendent, Director of Communications and Community Relations, Director of Specialized Education Services, Director of Equity and Inclusion, select building principals from elementary, middle, and high school, and parents/guardians to be selected through an application process, will meet 2-3 times to consider options, make adjustments and find consensus on a draft proposal to recommend to the school board.

### **October 12 Learning Work**

Enrollment, projections, building capacity, etc

### **October 19 Scenario Review**

Guide K12, review three possible scenarios, small group discussion

### **October 26 Scenario Recommendation**

Deep dive on a scenario with community ideas/input

# October 12 Learning Work

# Purpose

# Guiding Principles

# Norms

# Background Info



# Attendance Area Task Force Charge



The charge of the Attendance Area Task Force (AATF) is to advise the school board by developing and recommending an attendance area plan based on data, which will be implemented in the 2022-2023 school year. The task force will review District 112 demographic data, growth projections, facility plans, transportation and safety considerations and other relevant information, create an attendance area plan to align with guidelines/criteria including but not limited to the movement of students impacted by the closure of East Union Elementary, present recommendations to school board by November 10, 2021, and implement new attendance areas for the 2022-2023 school year.

# Guiding Principles



- Provide sustainable attendance areas for the next three to five years unless there is significant change in enrollment versus current projections.
- Consider future growth to include: enrollment projections from demographers, city plans/plots, birth rates, etc.
- Ensure East Union students are moved as cohort/community groups so students are not isolated.
- Maintain grade configuration K-5, 6-8 and 9-12.
- Move as few students as possible.
- Have students attend school as close as possible to their home.

# Guiding Principles



- Maintain concept of “feeder schools” between elementary and middle schools and that each middle school serve students that attend both high schools.
- Strive to minimize division of communities in attendance areas.
- Consider proximity, neighborhoods, bus ride times, and traffic patterns for best efficiency in transportation.
- Boundary changes should maintain similar demographic makeup at schools at the elementary and secondary levels.
- Seek community input prior to making a recommendation to the school board.
- Adhere to State and Federal laws and guidelines.

# Norms



- Make attendance a priority and come prepared
- Use Guiding Principles and data as basis for discussion and decision making
- Remain open. See the “big picture” and be aware of how decisions affect all families and schools
- Stay curious, remain attentive
- Know there is more than one solution. Our job is to work toward best solution/recommendation based on Guiding Principles
- Acknowledge and respect all members equally as a member of the task force

# Norms



- Participate in discussion and encourage others to participate
- Be aware of your own “air time”
- Listen to and value/respect each other’s ideas and opinions. All views should be heard and considered fairly
- Work to reach consensus
- Support decision/recommendation publicly and privately once consensus is reached
- Limit use of technology (i.e. cell phone) that can disrupt/distract the process
- Respect the confidentiality of member discussions and share information with stakeholders as agreed upon

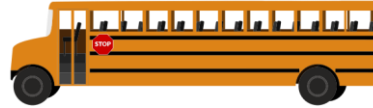
# Background Data & Information




**Enrollment  
Projections**



**Capacity  
Calculations**



**Transportation  
Background and  
Considerations**



**Center-Based  
Special Education  
considerations**

# October 19 Scenario Work

# New Development Info

## GuideK12 Software

### Review of 3 Scenarios



# New Development Info



## **Active Developments:**

Homes already built with students attending ECCS



## **Planned Developments:**

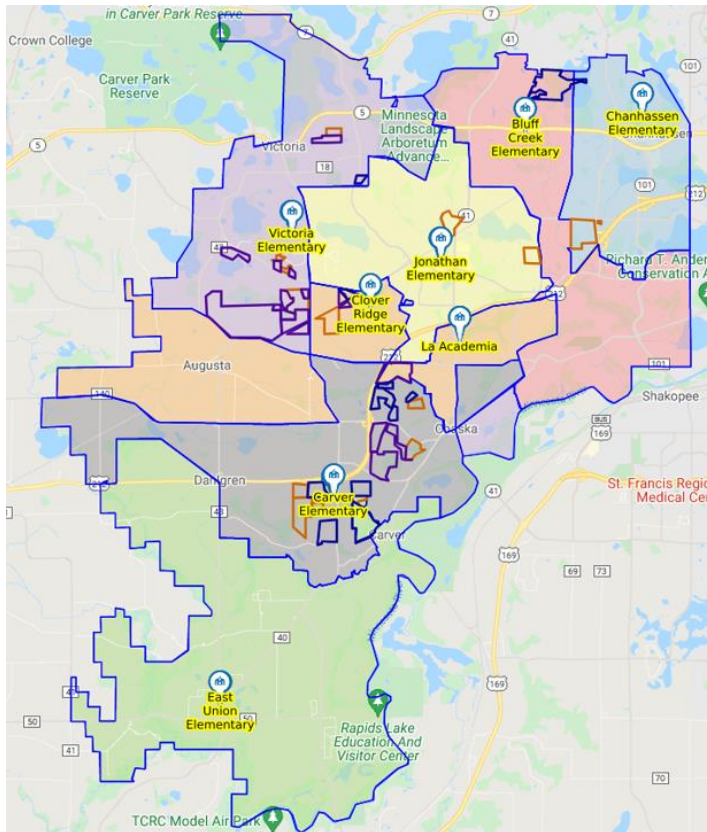
No students yet, but development has been or is in the process of being approved by the city



## **Future Developments:**

Next area identified for development, may or may not be in the 5-year timeframe

# Guide K12 Software



- Show current students on a map with school boundaries
- Show new developments on a map with school boundaries
- Show students on a map based on specific criteria (i.e., demographics)
- Move students/areas on the map and see real-time updated data

# Review of Scenarios



1

## **East Union to Carver Elementary**

New development in Victoria boundary to Chanhassen Elementary

New development in Carver boundary to Clover Ridge Elementary

2

## **East Union to Clover Ridge Elementary**

New development in Victoria boundary to Chanhassen Elementary

New development in Carver boundary to Bluff Creek Elementary

3

## **East Union to Bluff Creek Elementary**

New development in Victoria boundary to Chanhassen Elementary

New development in Carver boundary to Clover Ridge Elementary

# Scenario Supporting Data



	A	B	C	D	E	F	G	H	I	J	K	L	M	N	O
1	School	Budget Adj Capacity	Ideal Capacity	Current October 1	Scenario EU to CVR	Active Growth	Scenario and Active Growth	Planned Growth	Scenario Active and Planned	Seats remaining versus Budget Adj Cap	Balancing "Planned Growth	Net Seats Remaining			
2	Bluff Creek Elementary	677	635	525	525	17	542	0	542	0	0	135			
3	Carver Elementary	910	854	720	828	106	934	11	125	-215	-162	-53			
4	Chanhasen Elementary	579	544	420	420	0	420	41	51	118	52	66			
5	Clover Ridge Elementary	731	686	580	580	5	585	38	623	108	162	-54			
6	East Union Elementary	0	0	108	0	0	0	0	0	0	0	0			
7	Jonathan Elementary	699	655	573	573	0	573	80	653	46	0	46			
8	Kinder Academy	60	55	52	0	0	52	0	52	0	0	0			
9	La Academia	494	465	420	420	0	420	0	420	0	0	0			
10	Victoria Elementary	704	661	668	668	21	689	71	760	-56	-52	-4			
11															
12	Carver Growth to Clover Ridge														
13	Victoria Growth to Chan														
14	No change in high school														
15	Perhaps move specialized services from Carver														
16	Least impact on transportation														
17	Unused capacity at Bluff Creek														
18	Minimizes future transitions														
19	20% of EU students already attend Carver thru transfers														

# Small Group Review & Response



## SCENARIO #1 REFLECTION

---

WHAT DO YOU LIKE ABOUT THIS SCENARIO?

---

WHAT ARE THE CHALLENGES OR DRAWBACKS  
TO THIS SCENARIO?

---

HOW DOES THIS SCENARIO ALIGN OR NOT ALIGN  
WITH THE GUIDING PRINCIPLES?

# Consensus Building



## Scenario #1

EU to Carver

1

#1

#2 EU to Carver Scenario 1

1

#2

## Scenario #2

EU to Clover Ridge

2

#2

#2 EU to Clover Scenario 2

#1

2

## Scenario #3

EU to Bluff Creek

3

#3

~~Scenario 3~~

#3

3

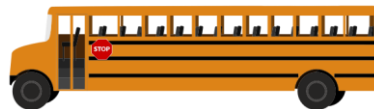
# October 26 Data Update & Final Recommendation

# Data Updates




**Impact of moving PreK  
from Victoria to Bluff  
Creek**

Sue Harberts  
Director of Community  
Education



**Cost of each option and  
walk area next to Carver  
Elementary**


John Thomas  
Director of Transportation



**Impact of moving AIM  
program from Carver to  
Chanhassen Elementary**

Laura Pingry-Kile  
Director of Specialized  
Services





# Enrollment Update



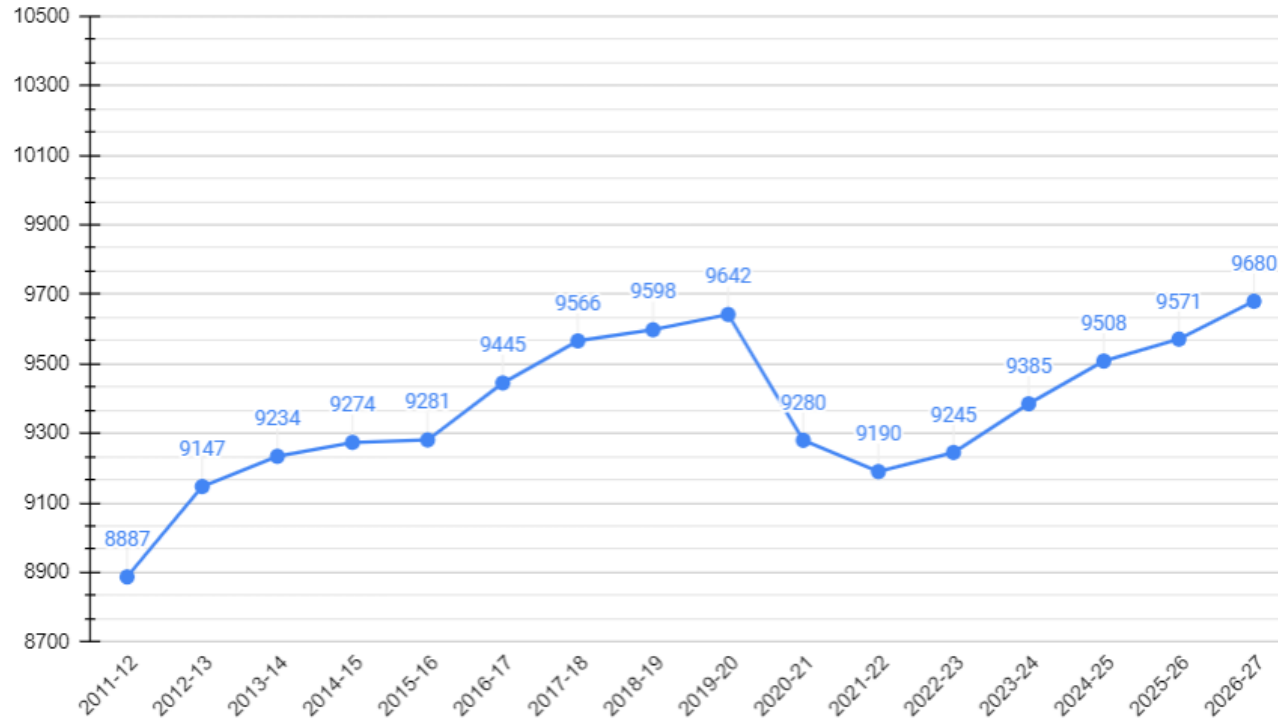
## 5 Yr Projection pre-COVID Mobility Ratio

2022-23	2023-24	2024-25	2025-26	2026-27
780.31	797.49	757.00	707.93	776.63
665.94	740.23	756.53	718.12	671.56
668.56	682.85	759.03	775.74	736.36
716.88	684.68	699.32	777.34	794.45
677.75	723.01	690.53	705.30	783.98
684.31	683.04	728.66	695.93	710.82
671.48	695.16	693.87	740.21	706.96
679.64	683.18	707.27	705.97	753.12
648.90	693.43	697.04	721.61	720.28
789.23	712.28	761.16	765.12	792.10
766.25	794.68	717.20	766.41	770.40
741.66	758.74	786.89	710.17	758.90
754.27	736.07	753.02	780.96	704.82
9245	9385	9508	9571	9680

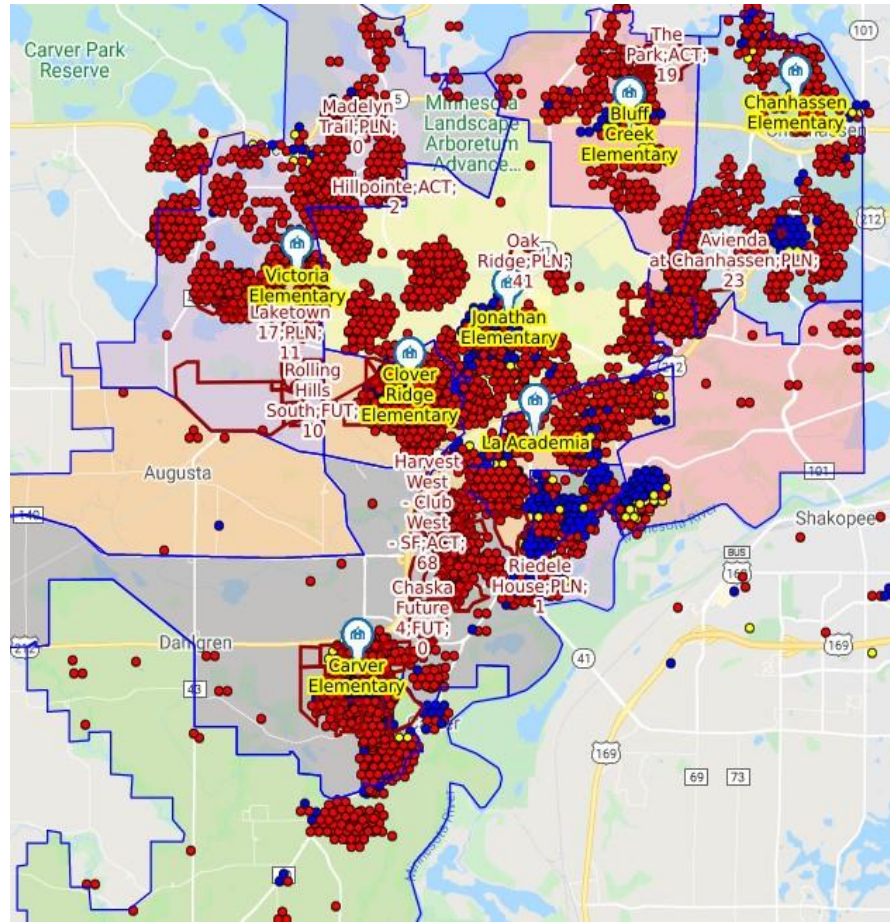
# Enrollment Update



Enrollment Projection for 5 Yrs (pre-COVID Trend)



# Demographics



# Final Recommendation



# Group Review & Discussion

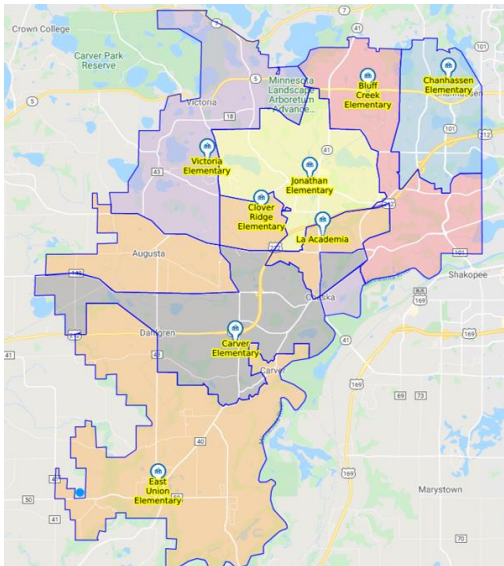


# Final Recommendation with Group Consensus



## Key Features:

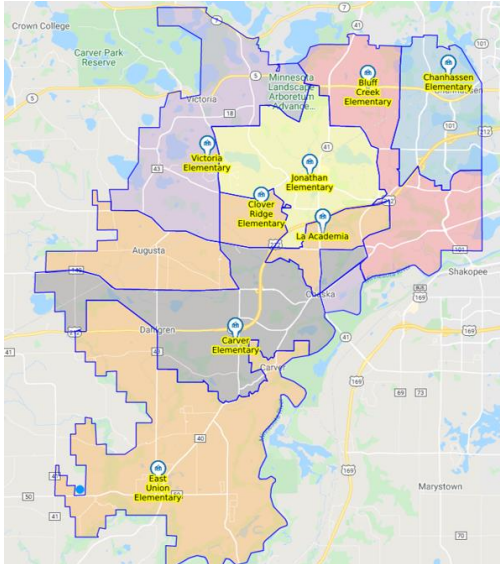
- Move current East Union Elementary attendance area to Clover Ridge Elementary
- Move PreK from Victoria Elementary to Bluff Creek Elementary (3 Classrooms)
- Move AIM Program from Carver Elementary to Chanhassen Elementary (2 Classrooms)
- New growth in Victoria stays in current boundary
- New growth in Carver stays in current boundary



# Final Recommendation with Group Consensus



## Key Features:



- Least expensive transportation option
  - \$280,000 to move 4 buses at East Union from 3rd tier to 1st tier (\$490,000 for most expensive option)
- Least movement of current and future students
  - 108 current East Union students will be affected
  - 17 current AIM students at Carver Elementary will be affected
  - 85 current Pre K student at Victoria Elementary will be affected
- East Union would move from Pioneer Ridge to Chaska Middle School West and would stay at Chaska HS.
- Current walk areas maintained (Carver Elementary)



# Final Recommendation with Group Consensus



School	Budget Adj Capacity	Ideal Capacity	Current October 1	Scenario EU to CR	Active Growth	Scenario and Active Growth	Planned Growth	Scenario, Active and Planned	Seats Remaining vs Budget Adj Cap	"Balancing" Planned Growth	Net Seats Remaining	Meeting #3 Balance Remaining	New Net Seats Remaining
Bluff Creek Elementary	677	635	525	525	17	542	0	542	135	0	135	81	54
Carver Elementary	910	854	720	720	102	822	189	1011	-101	0	-101	-27	-74
Chanhassen Elementary	579	544	420	420	0	420	41	461	118	0	118	54	64
Clover Ridge Elementary	731	686	580	688	5	693	40	733	-2	0	-2	0	-2
East Union Elementary	0	0	108	0	0	0	0	0	0	0	0	0	0
Jonathan Elementary	699	655	573	573	0	573	80	653	46	0	46	0	46
Kinder Academy	60	55	52	52	0	52	0	52	0	0	0	0	0
La Academia	494	462	420	420	0	420	0	420	0	0	0	0	0
Victoria Elementary	704	661	668	668	21	689	71	760	-56	0	-56	-81	25
Least amount of transportation cost because there is no movement of new growth													
PreK Move out of Victoria to Bluff Creek													
AIM Move out of Carver to Chan El													

# Next Steps



**November 10**

**School Board  
Review**

**November - December**

**Community Engagement**

**December 6**

**School Board  
Approval**

**Fall 2022**

**Full  
Implementation**

World Cafe at Clover Ridge  
(November 15)

Virtual World Cafe  
(November 18)

Meeting with East Union  
Families (early December)