




PARKER ELEMENTARY 2020-2021 Edition

School Performance Framework Report


Galveston ISD believes every student should have a quality educational experience. In order to achieve this belief, the district has created a **Strategic Planning Initiative** that focuses on the **WHOLE CHILD**. Just as the student report card communicates the student's achievement in school, the district will provide information on how well a school supports student growth and achievement through a **School Performance Framework (SPF)**. This framework will encompass student academic achievement and growth, climate and culture, educator effectiveness, and student involvement in programs that lead to college, career and military success. The SPF communicates to parents and community members how well our schools are doing and identifies schools that need additional support from district level leadership. The SPF focuses the district's decision-making processes around school support and intervention. Parents can also use the SPF to assist them in their decisions around school choice. We believe this information will help us succeed in meeting our mission of educating, engaging, and empowering EACH student for a life of excellence.

Due to Covid-19, there is no assessment data to report for the 2019-2020 school year.

MEASURE INDICATORS: *How well is our school meeting expectations?*



STUDENT ACHIEVEMENT
This measure looks at how students performed on Iowa nationally-normed achievement tests in grades 1-3 and STAAR state assessments in grades 4-10 focusing on whether they are on grade level.



STUDENT GROWTH
This measure looks at how much progress students are making from one year to the next on Iowa nationally-normed achievement tests in grades 1-3 and STAAR state assessments in grades 4-10.

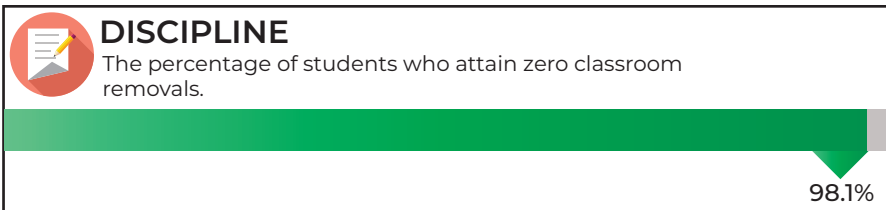
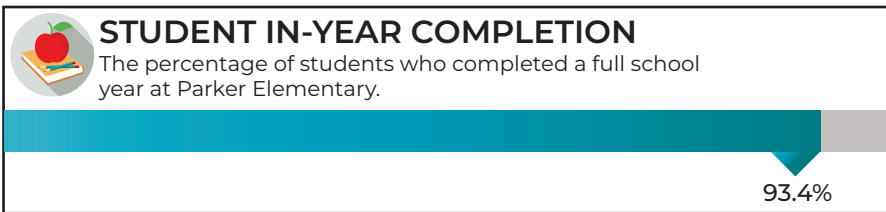
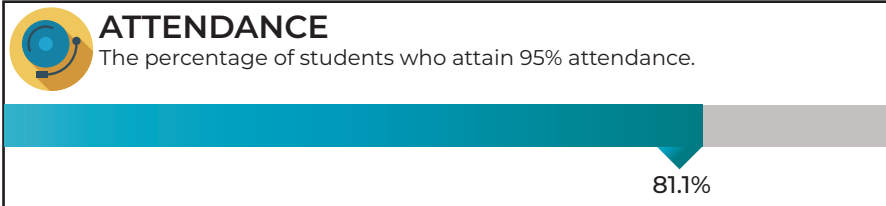
STUDENT ACHIEVEMENT RATING SCALE	
Exceeds Expectations	At least 50% of students scored at "Meets or Masters" on STAAR or at the 50th NPR on Iowa
Meets Expectations	At least 40% of students scored at "Meets or Masters" on STAAR or at the 50th NPR on Iowa
Approaches Expectations	At least 30% of students scored at "Meets or Masters" on STAAR or at the 50th NPR on Iowa
Does Not Meet Expectations	Less than 30% of students scored at "Meets or Masters" on STAAR or at the 50th NPR on Iowa

STUDENT GROWTH RATING SCALE	
Exceeds Expectations	At least 60% of students scored "Meets or Exceeds" on STAAR progress or had more than one year's growth on Iowa
Meets Expectations	At least 45% of students scored "Meets or Exceeds" on STAAR progress or had more than one year's growth on Iowa
Does Not Meet Expectations	Less than 45% of students scored at "Meets or Exceeds" on STAAR progress or had more than one year's growth on Iowa

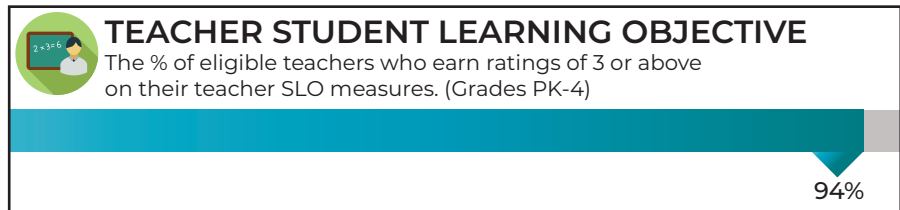
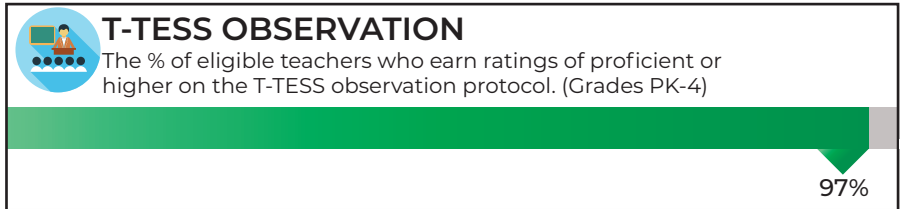
NOT RATED



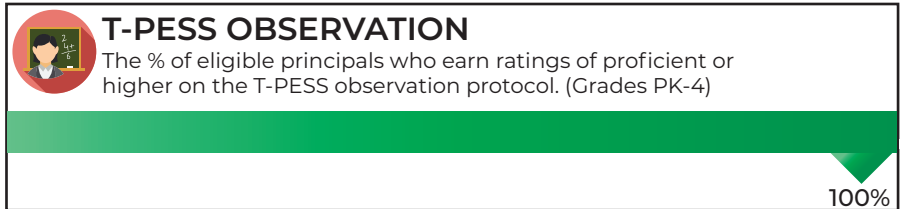
CLIMATE & CULTURE



EDUCATOR EFFECTIVENESS TEACHERS



PRINCIPALS



RATING SCALE			
Exceeds Expectations	95-100%	Approaches Expectations	50-69%
Meets Expectations	70-94%	Does Not Meet Expectations	0-49%

ENRICHED CURRICULUM/COMMUNITY ENGAGEMENT





PARKER ELEMENTARY 2020-2021 Edition

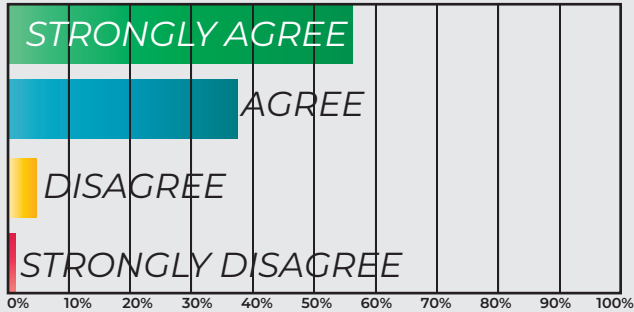
SURVEY RESULTS

STUDENTS

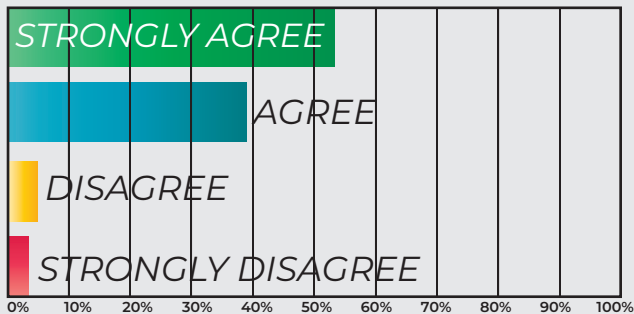
Student perception of climate

of Respondents: 221

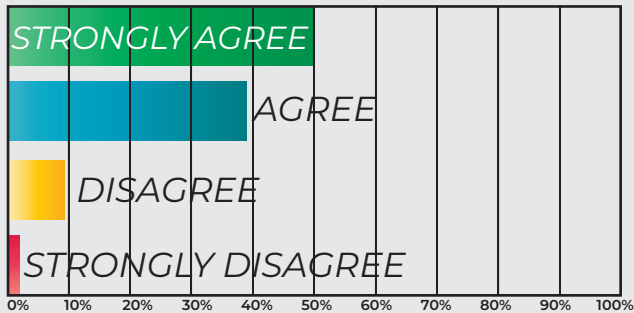
Q: My school is safe.



Q: My school values and respects me.



Q: My school challenges me.

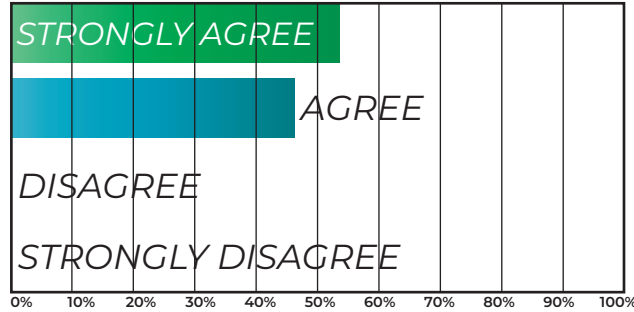


STAFF

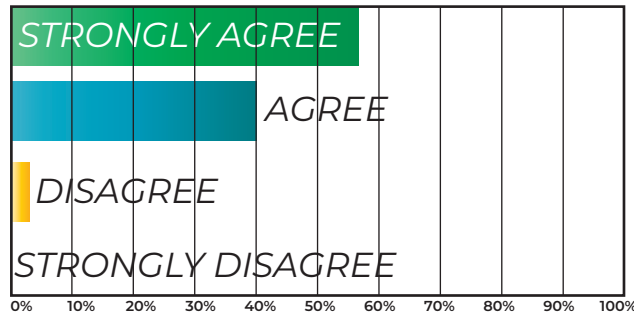
Teacher perception of climate.

of Respondents: 30

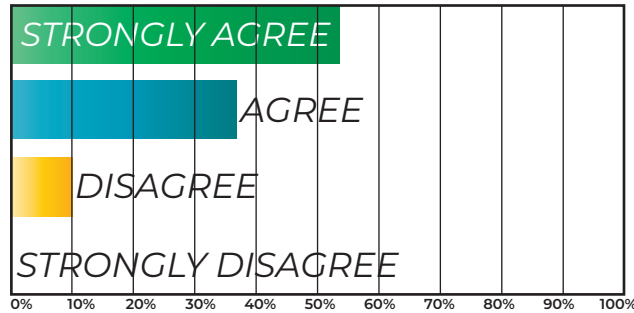
Q: My school is safe.



Q: My school values and respects me.



Q: My school supports my professional growth opportunities.

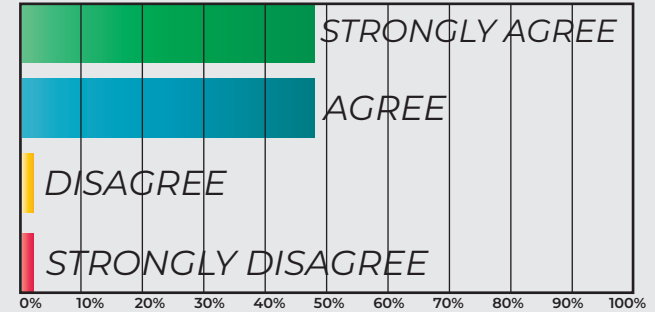


PARENTS

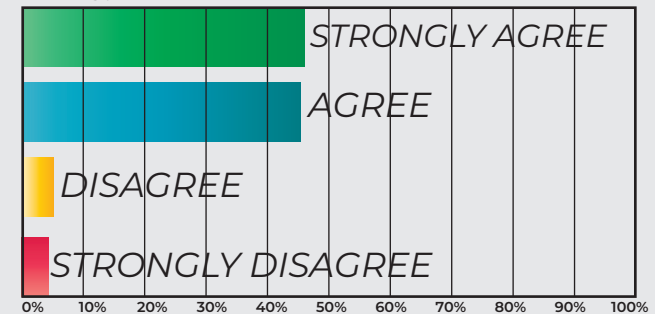
Parent perception of climate.

of Respondents: 168

Q: My child's school is safe



Q: My child's school values and respects me.



Q: My child's school provides sufficient opportunities for me to feel connected.

