



# Phonological Awareness

PA.003

Rhyme

Rhyming A – LOT – OH!

## Objective

The student will recognize rhyming words.

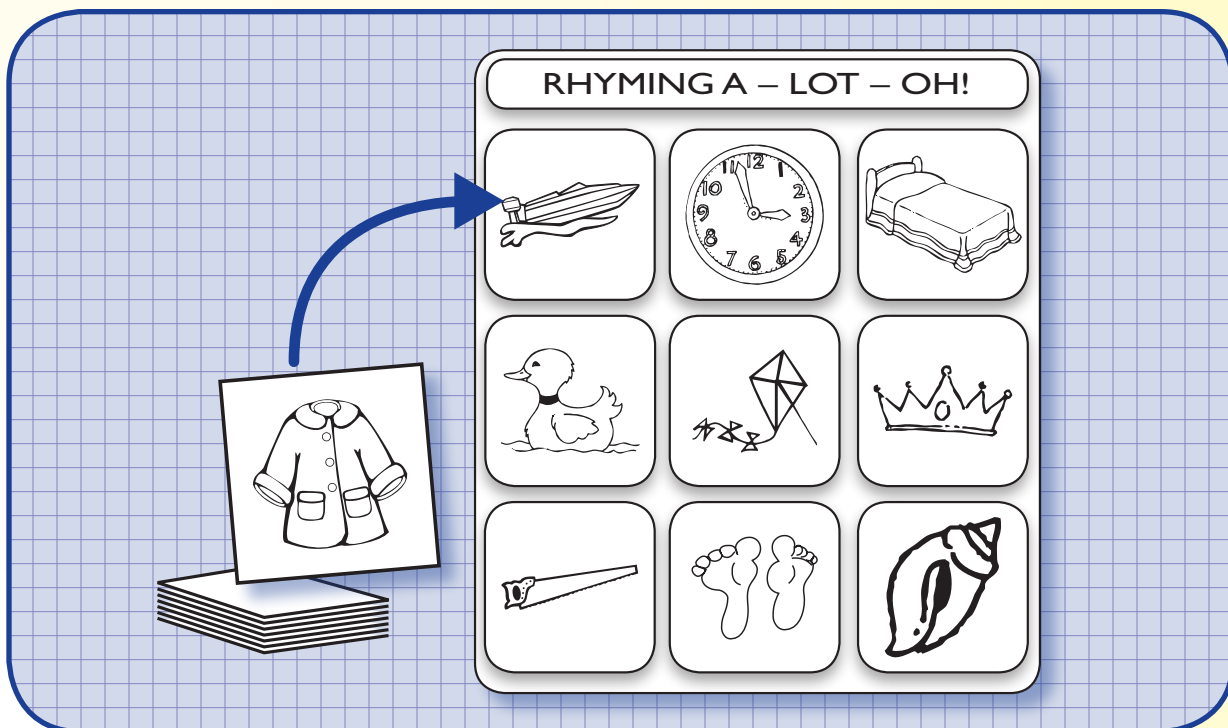
## Materials

- ▶ Rhyming A-LOT-OH! boards (Activity Master PA.003.AM1a - PA.003.AM1f)  
*Copy on card stock, cut out, and laminate.*
- ▶ Rhyming picture cards (Activity Master PA.003.AM2a - PA.003.AM2c)

## Activity

Students match rhyming picture cards to picture boards.

1. Provide each student with a different Rhyming A-LOT-OH! board. Place rhyming picture cards face down in a stack.
2. Taking turns, student one selects the top picture card from the stack, names it (e.g., “coat”) and looks on his rhyming board for a match (i.e., boat).
3. If there is a match, says the rhyming word and places the picture on top of the picture on the board. If there is no match, or if the rhyming picture is already covered, returns the picture card to the bottom of the stack.
4. Continue until a student matches all of the pictures on a page or until all the cards in the stack are used.
5. Peer evaluation



## Extensions and Adaptations


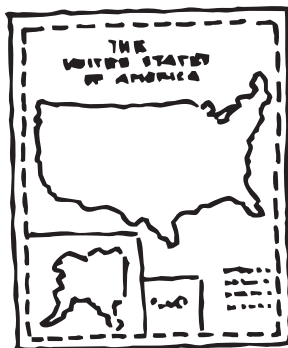
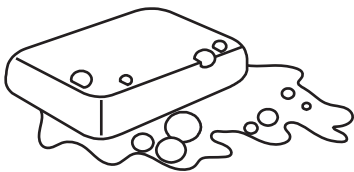

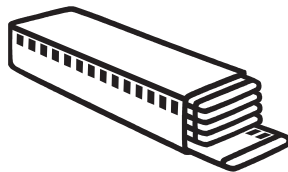
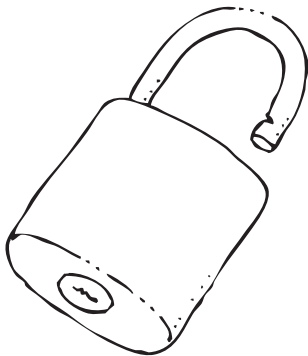

- ▶ Exchange rhyming boards and play again.
- ▶ Play using other picture cards.

# Phonological Awareness

Rhyming A – LOT – OH!

PA.003.AM1a

## RHYMING A – LOT – OH!





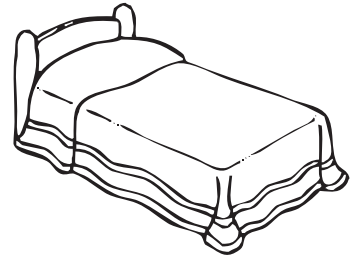


rhyming a-lot-oh! board: goat, cab, chair, lock, gum, horn, soap, map, moose

# Phonological Awareness

PA.003.AM1b

Rhyming A – LOT – OH!

## RHYMING A – LOT – OH!








rhyming a-lot-oh! board: boat, clock, bed, duck, kite, crown, saw, feet, shell

# Phonological Awareness

Rhyming A – LOT – OH!

PA.003.AM1c

## RHYMING A – LOT – OH!









rhyming a-lot-oh! board: fan, skate, swing, dock, bib, mice, pig, vest, gold

# Phonological Awareness

PA.003.AM1d

Rhyming A – LOT – OH!

## RHYMING A – LOT – OH!



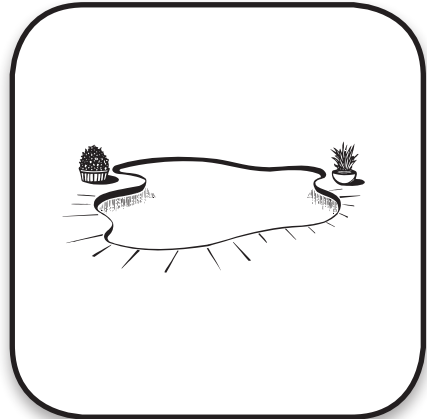


rhyming a-lot-oh! board: pan, glass, ring, nail, cone, star, bug, sheep, chick

# Phonological Awareness

Rhyming A – LOT – OH!

PA.003.AM1e

## RHYMING A – LOT – OH!






rhyming a-lot-oh! board: clap, coach, pea, skunk, grill, pool, tree, dish, cook

# Phonological Awareness

PA.003.AM1f

Rhyming A – LOT – OH!

## RHYMING A – LOT – OH!




rhyming a-lot-oh! board: mail, rain, rose, bride, top, frog, sink, fin, lamp

# Phonological Awareness

Rhyming A-LOT-OH!

PA.003.AM2a




rhyming picture cards: coat, crab, hair, rock, drum, corn, rope, snap, goose, float, sock, bread, truck, light, clown, paw, beet, bell



# Phonological Awareness

PA.003.AM2b

Rhyming A-LOT-OH!




rhyming picture cards: can, gate, wing, block, crib, dice, wig, nest, cold, man, grass, king, tail, bone, car, rug, jeep, stick

# Phonological Awareness

Rhyming A-LOT-OH!

PA.003.AM2c



rhyming picture cards: tap, roach, tea, trunk, hill, school, key, fish, book, snail, chain, nose, slide, stop, log, drink, chin, stamp