



# **Attendance Boundary Options 2022-2023**

School Board Work Session  
November 4, 2021

# Why Change Boundaries

- Elementary schools in the south - including Brookview, Lake Elmo, Andersen and Afton-Lakeland - are at or near capacity
- Rutherford, Stonebridge and Lily Lake are below capacity
- Oak-Land Middle School is also nearing its capacity
- Demographic studies are showing growth in Woodbury and Lake Elmo over the next several years that will further strain the capacity of southern buildings



**Stillwater**

AREA PUBLIC SCHOOLS

---

# Purpose of the Committee

- Gain a better understanding of the issues related to attendance boundaries
- Represent schools and communities from across the district
- Serve as key communicators
- Advise district leadership
- Provide a recommendation(s) to the school board regarding attendance boundaries



**Stillwater**

AREA PUBLIC SCHOOLS

---

# Guiding Principles

*Adopted by the school board September 23, 2021*

- Decisions will be based on the best interests of ALL district students.
- A boundary plan will be created that positions us for our current needs and minimize future changes.
- Feedback from various stakeholders will be gathered to provide insight (School Board, administrative team, staff, and community group).
- Provide for a safe and efficient transportation system within board policy and procedures.



**Stillwater**

AREA PUBLIC SCHOOLS

---

# Guiding Principles

*Adopted by the school board September 23, 2021*

- Provide for the efficient utilization of district facilities to enhance learning opportunities for all students.
- Balance enrollment at existing elementary schools.
- Balance enrollment to middle school philosophy in both buildings.
- Alternate and open enrollments will be sent back to their designated attendance area to start the process at the elementary and middle school levels (exception: GATE, Amigos Unidos and Special Education site-based programs).



**Stillwater**

AREA PUBLIC SCHOOLS

# Guiding Principles

*Adopted by the school board September 23, 2021*

- To the extent possible, keep the Feeder System to Middle Schools.
- To the extent possible, keep neighborhoods together (This does not mean that students will be sent to the school nearest their home, but rather that all students within a neighborhood be sent to the same school).



**Stillwater**

AREA PUBLIC SCHOOLS

---

# Attendance Boundary Timeline

## **October 12, 14, and 28:**

- Boundary Committee meets

## **November 4:**

- Initial boundary proposal to the school board

## **November 8 and 9:**

- Attendance Boundary Conversations (public feedback)

## **November 10:**

- Final Boundary Committee meeting

## **December 9:**

- Anticipated boundary decision by school board



**Stillwater**

AREA PUBLIC SCHOOLS

---

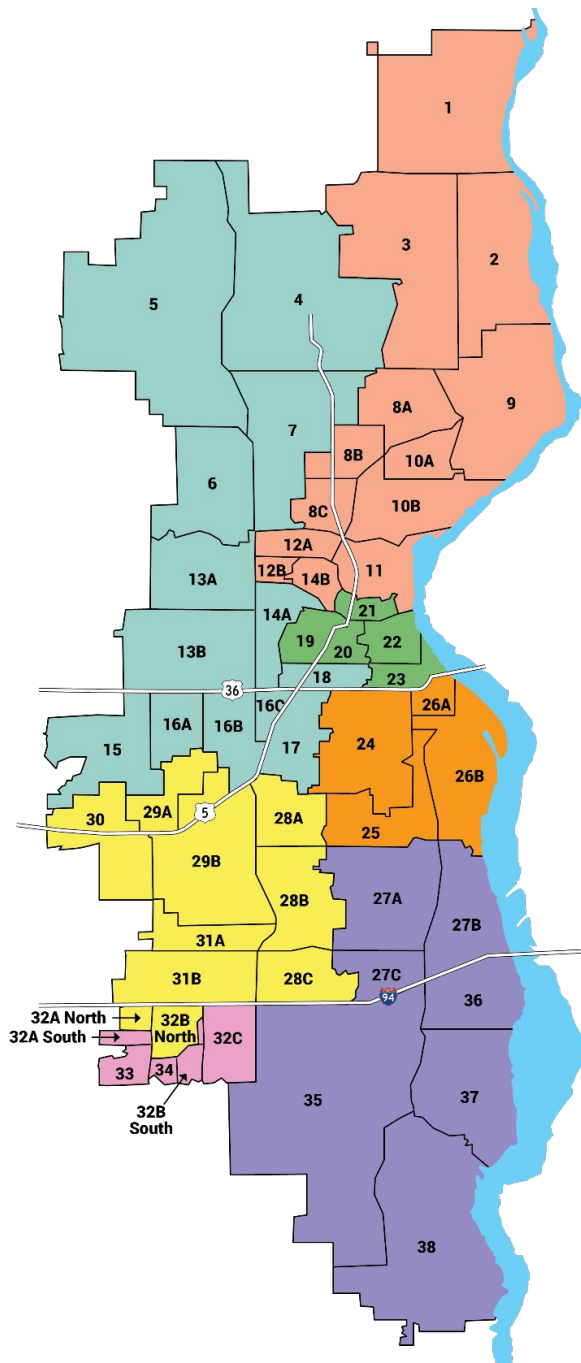


# Initial School Board Proposals

---

November 4, 2021





## Draft Option A

Send open/alternates home

- 179 students

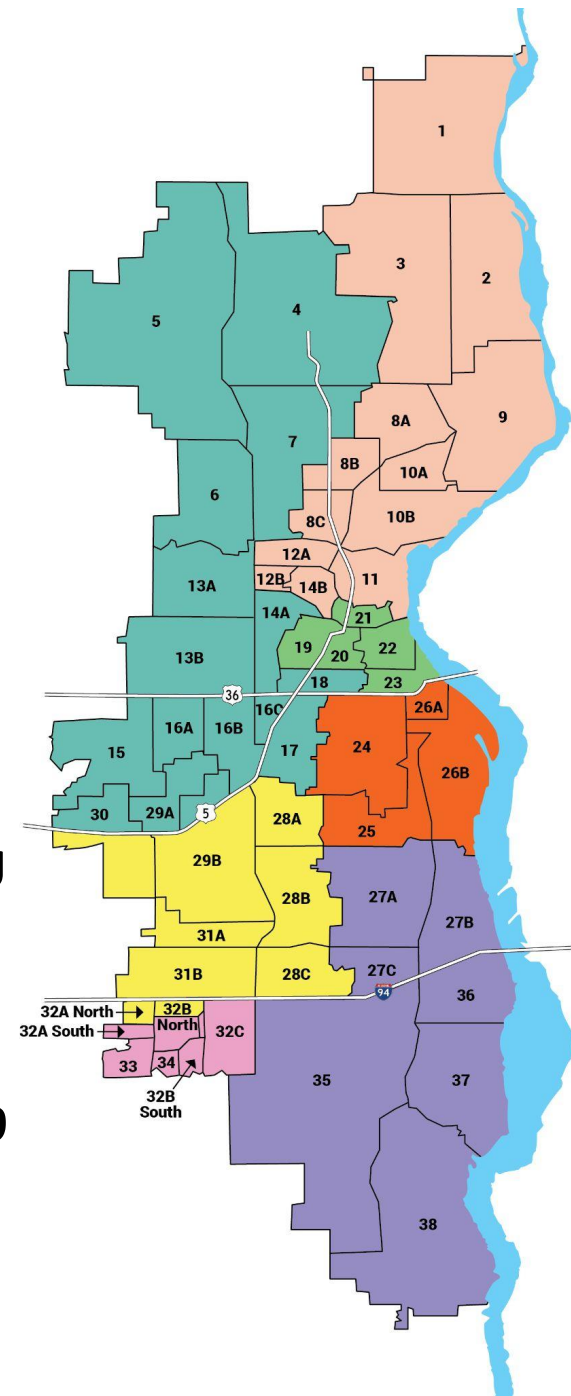
Move 32B North (southern part) from LE to BV

- 119 students

Move 29A, 29B, 30 north of County Rd 5 from LE to RU

- 81 students

**Total Student Impact: 379**



# Option A Report

School	Projected 2022-23 Enrollment	Programmatic Capacity	Percentage
Afton-Lakeland	473	500	94.6%
Andersen	364	375	97.1%
Brookview	604	650	92.9%
Lake Elmo	468	525*	89.1%
Lily Lake	442	525	84.2%
Rutherford	577	675	85.5%
Stonebridge	451	575	78.4%

## Draft Option B

### Send open/alternates home

- 179 students

### Move 32B North (southern) from LE to BV

- 119 students

### Move 29A, 29B, 30 north of Highway 5 from LE to RU

- 81 students

### Move 21 from LL to SB

- 65 students

### Move 24 from AN to LL

- 128 students

### Move 26A from AN to LL

- 4 students

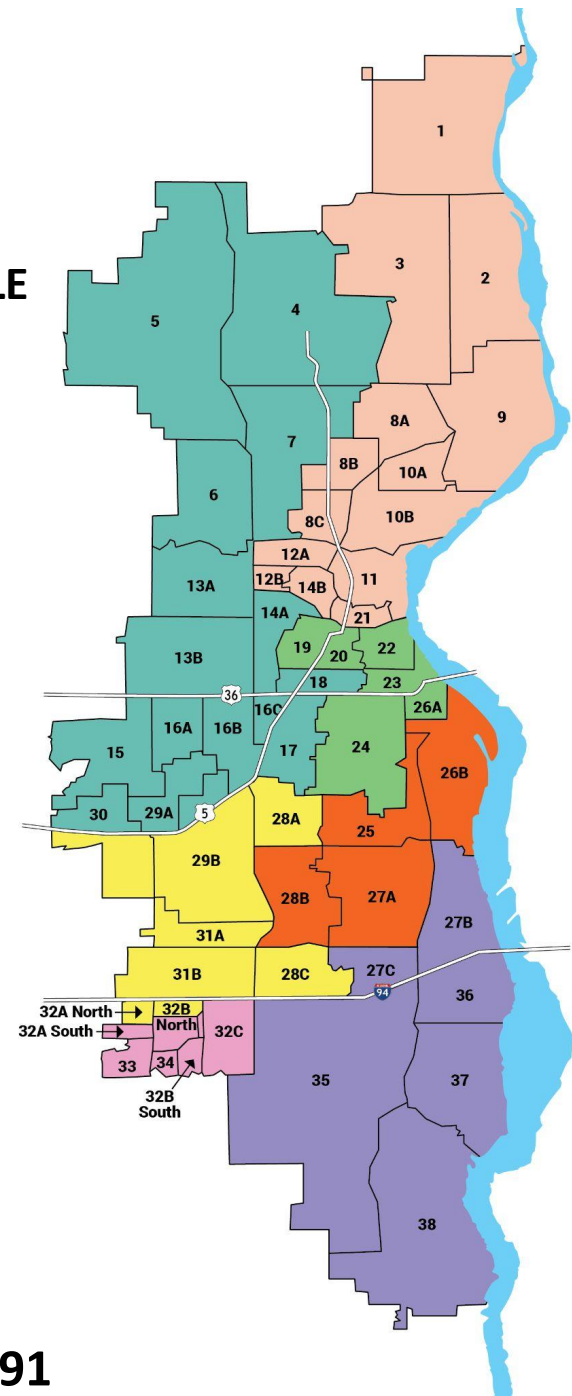
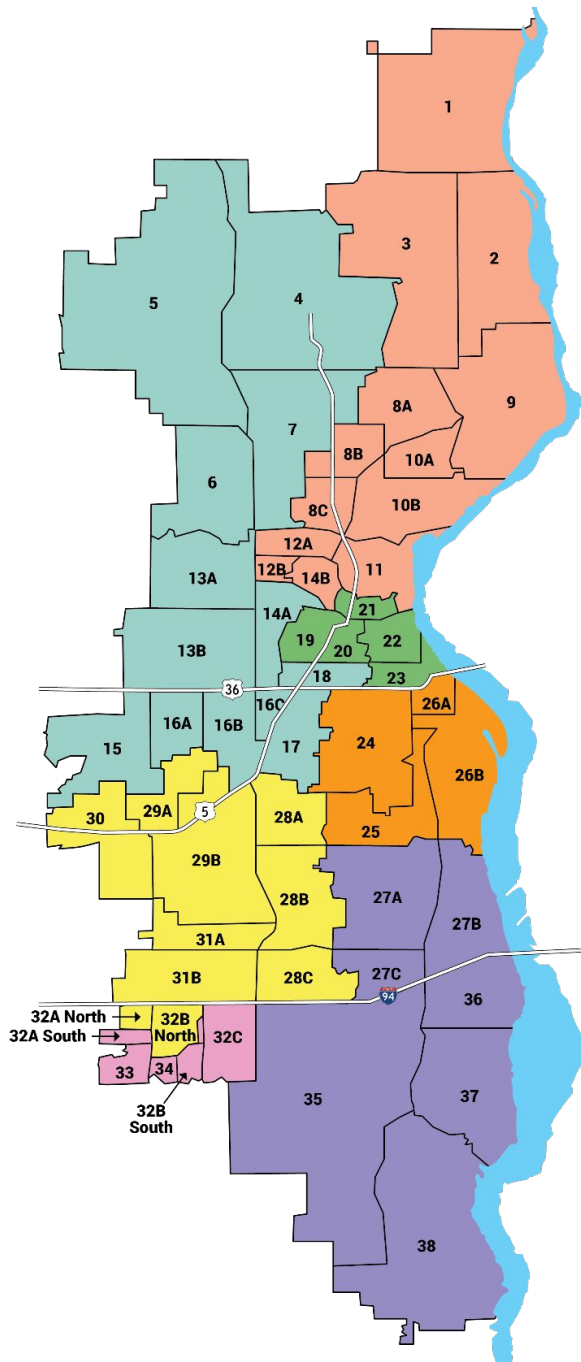
### Move 27A from AL to AN

- 73 students

### Move 28B from LE to AN

- 42 students

**Student Impact: 691**



# Option B Report

School	Projected 2022-23 Enrollment	Programmatic Capacity	Percentage
Afton-Lakeland	400	500	80.0%
Andersen	347	375	92.5%
Brookview	604	650	92.9%
Lake Elmo	426	525*	81.1%
Lily Lake	509	525	96.9%
Rutherford	577	675	85.5%
Stonebridge	516	575	89.7%



## Draft Option C

### Send open/alternates home

- 179 students

### Move 32B North (southern part) from LE to BV

- 119 students

### Move 29A, 29B, 30 north of Highway 5 from LE to RU

- 81 students

### Move 21 from LL to SB

- 65 students

### Move 16C from RU to LL

- 22 students

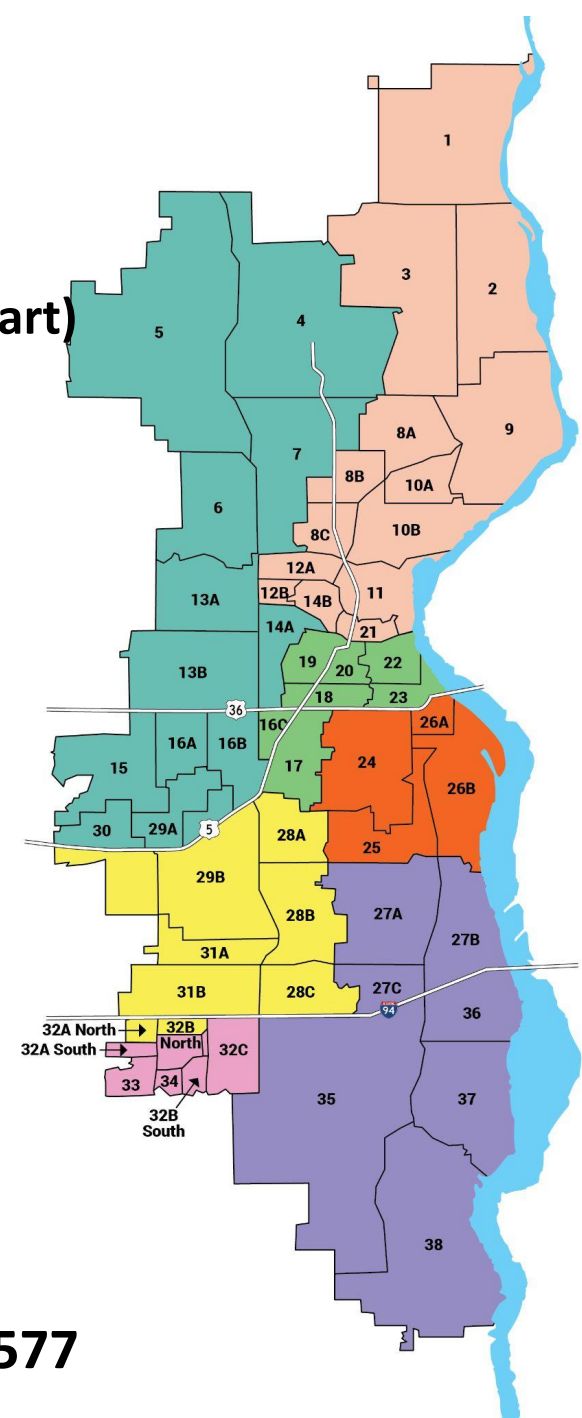
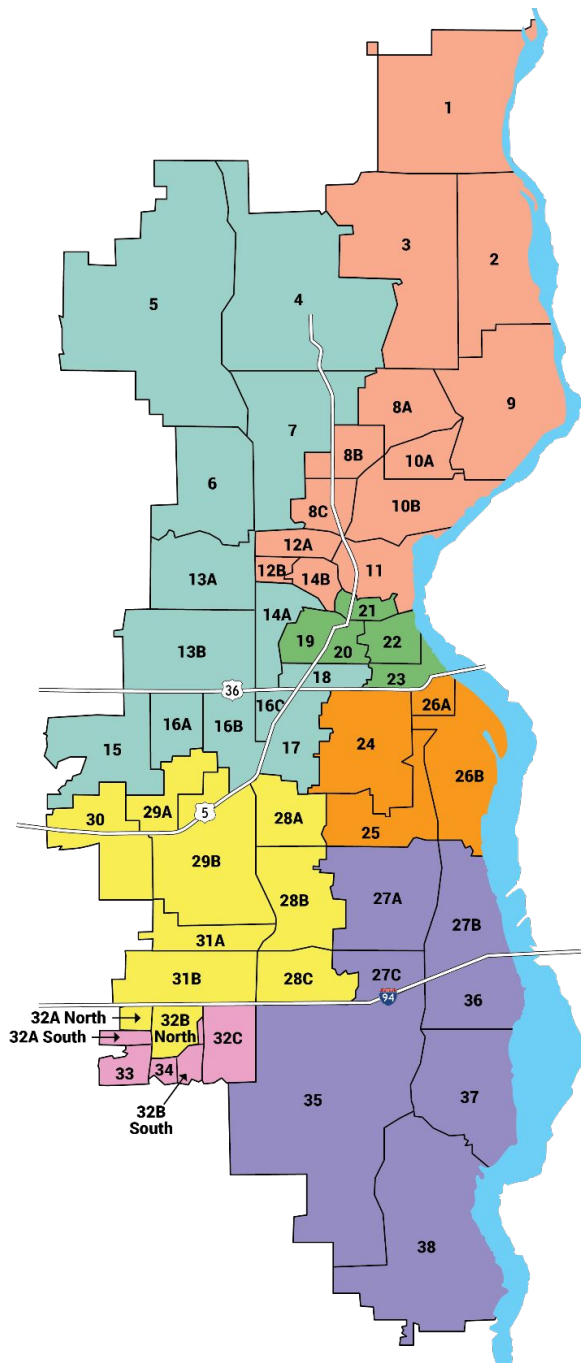
### Move 17 from RU to LL

- 27 students

### Move 18 from RU to LL

- 84 students

**Student Impact: 577**



# Option C Report

School	Projected 2022-23 Enrollment	Programmatic Capacity	Percentage
Afton-Lakeland	473	500	94.6%
Andersen	364	375	97.1%
Brookview	604	650	92.9%
Lake Elmo	468	525*	89.1%
Lily Lake	510	525	97.1%
Rutherford	444	675	65.8%
Stonebridge	516	575	89.7%



# Summary of Options

School	A	B	C
<b>Estimated student impact</b>	<b>379</b>	<b>691</b>	<b>577</b>
Afton-Lakeland	94.6%	80.0%	94.6%
Andersen	97.1%	92.5%	97.1%
Brookview	92.9%	92.9%	92.9%
Lake Elmo	89.1%	81.1%	89.1%
Lily Lake	84.2%	96.9%	97.1%
Rutherford	85.5%	85.5%	65.8%
Stonebridge	78.4%	89.7%	89.7%

# Middle School Feeder System

**Oak-Land:** AL, AN, LE and BV

**Stillwater:** RU, LL and SB

School	Capacity	Option A	Option B	Option C
Oak-Land	1,095	960	909	960
Stillwater	1,178	902	953	902



**Stillwater**

AREA PUBLIC SCHOOLS





Special thank you  
to the Boundary  
Committee!