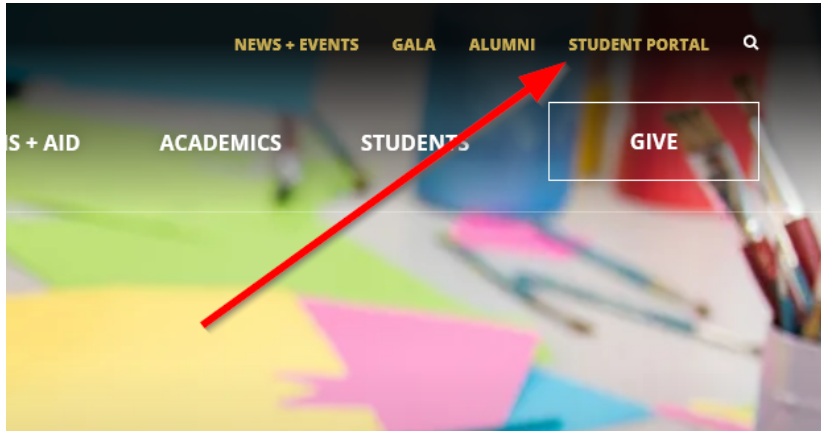


Logging in

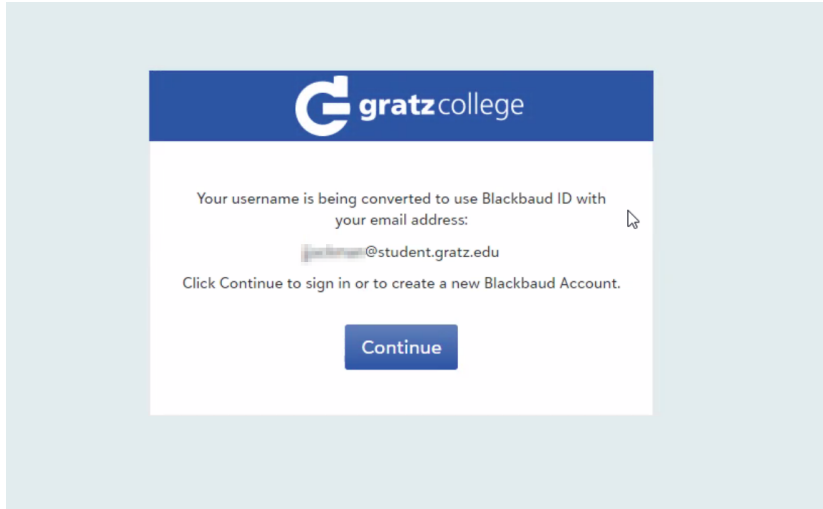
The new student portal allows you to log in with your Gratz student email address. The website is :<https://gratz.mycampus-app.com/>. You can also get to the portal from the Gratz website by clicking the Student Portal link in the upper right corner:



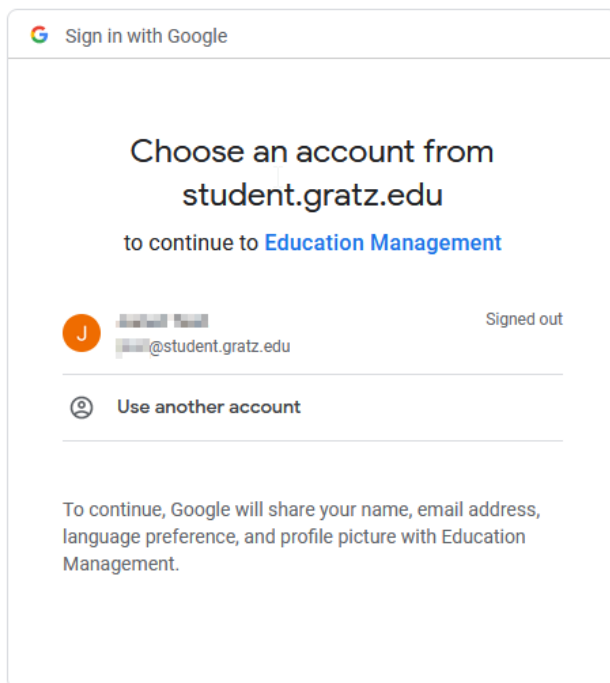
Once there, enter your email:

A screenshot of the Gratz College login form. At the top is the Gratz College logo. Below it is a text input field labeled "Username or Email" containing the text "[redacted]@student.gratz.edu". To the right of the input field is a checked checkbox labeled "Remember me". Below the input field is a blue button labeled "Next". At the bottom right of the form is a link that says "Forgot login or First time logging in?".

The first time you log in, you will get an informational screen that lets you know that the system is using your email address as your username for the system. You can just click on Continue:




You will then be asked to log into your email account. If you are already logged into your email in the browser, you should not need to type in your password:



Otherwise, you should type in the password for your email account:

Sign in with Google

Hi Janet

 @student.gratz.edu

Enter your password

Show password

[Forgot password?](#) [Next](#)

English (United States) ▾ [Help](#) [Privacy](#) [Terms](#)

And then you should be logged into the system. There is a Getting started tour that you can take.

NOTE: There are some items that are part of the package that we will not be using. For example, with asynchronous learning, there is no need for a schedule. Some of these items will appear but will not be utilized.