



Central Middle School

Teacher Survey
Spring 2021



Report created by
Panorama Education



Summary

Topic Description	Results	Comparison
Professional Learning Perceptions of the amount and quality of professional growth and learning opportunities available to faculty and staff.	24%	44% Greenwich Public Schools
School Climate Perceptions of the overall social and learning climate of the school.	56%	56% Greenwich Public Schools
School safety	81%	78% Greenwich Public Schools

38 responses



Professional Learning

Your average

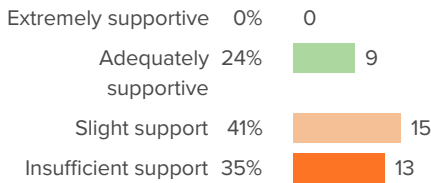
24%

38 responses

District average: **44%** Greenwich Public Schools

How did people respond?

Q.1: How well do our existing SEL programs (e.g. Second Step) support the Social Emotional health of our students as we re-enter from the covid impacted year this coming Fall?



Favorable: **24%**



School Climate

Your average

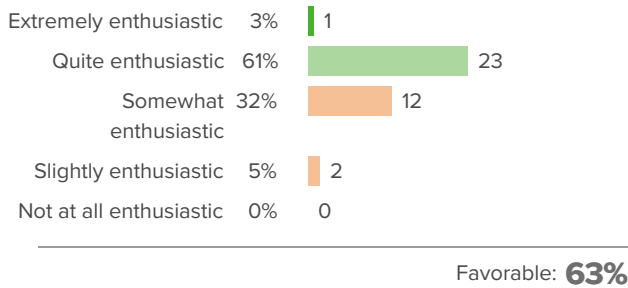
56%

38 responses

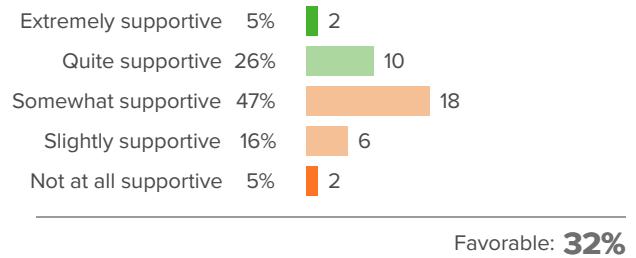
District average: **56%** Greenwich Public Schools

How did people respond?

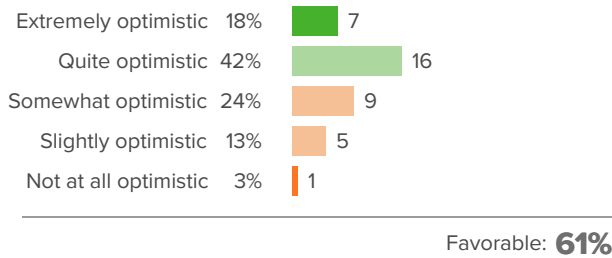
Q.1: On most days, how enthusiastic are the students about being at school?



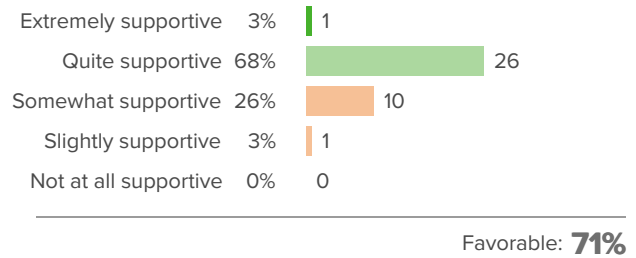
Q.2: When new initiatives to improve teaching are presented at your school, how supportive are your colleagues?



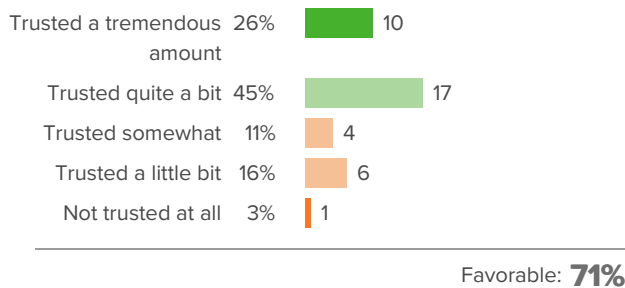
Q.3: How optimistic are you that your school will improve in the future?



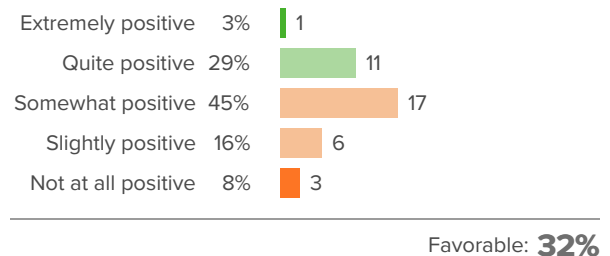
Q.4: How supportive are students in their interactions with each other?



Q.5: To what extent are teachers trusted to teach in the way they think is best?

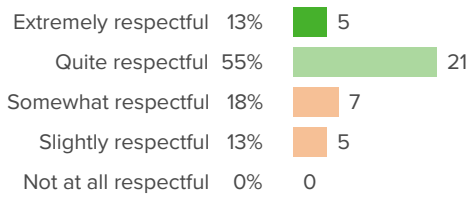


Q.6: How positive are the attitudes of your colleagues?



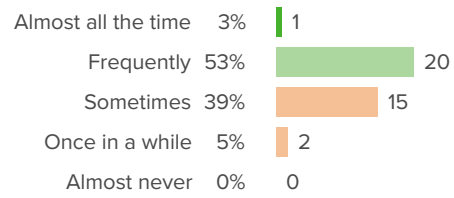


Q.7: How respectful are the relationships between teachers and students?



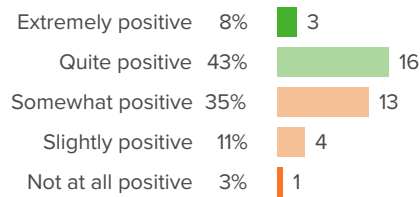
Favorable: **68%**

Q.8: How often do you see students helping each other without being prompted?



Favorable: **55%**

Q.9: Overall, how positive is the working environment at your school?



Favorable: **51%**



School safety

Your average

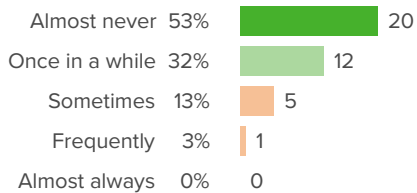
81%

38 responses

District average: **78%** Greenwich Public Schools

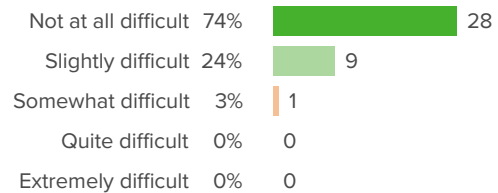
How did people respond?

Q.1: How often do you worry about violence in your school?



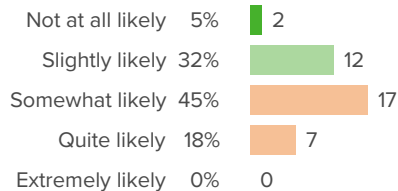
Favorable: **84%**

Q.2: If a student is bullied at your school, how difficult is it for him/her to get help from an adult?



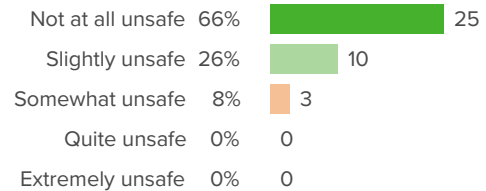
Favorable: **97%**

Q.3: How likely is it that children from your school will be bullied online?



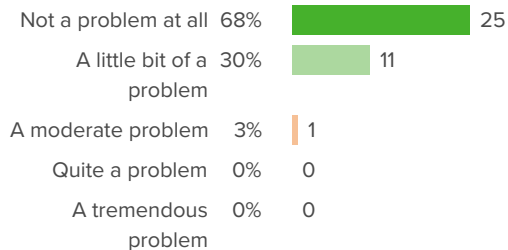
Favorable: **37%**

Q.4: Overall, how unsafe does your school feel?



Favorable: **92%**

Q.5: To what extent are drugs a problem at your school?



Favorable: **97%**