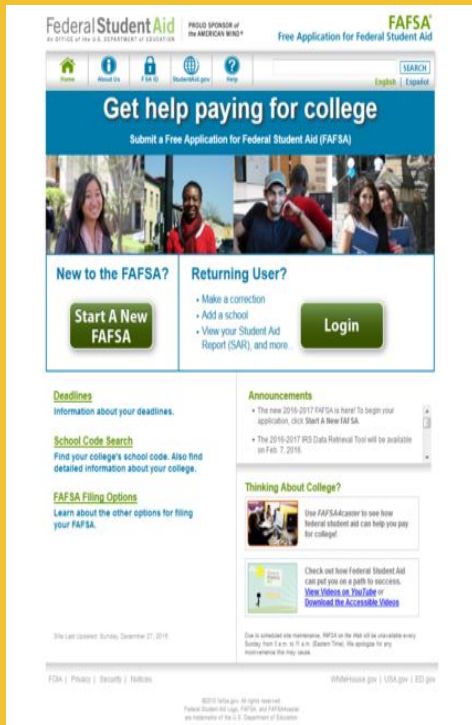

Filling out FAFSA or TASFA

Everything Seniors Need to Know to Complete This Process

FAFSA



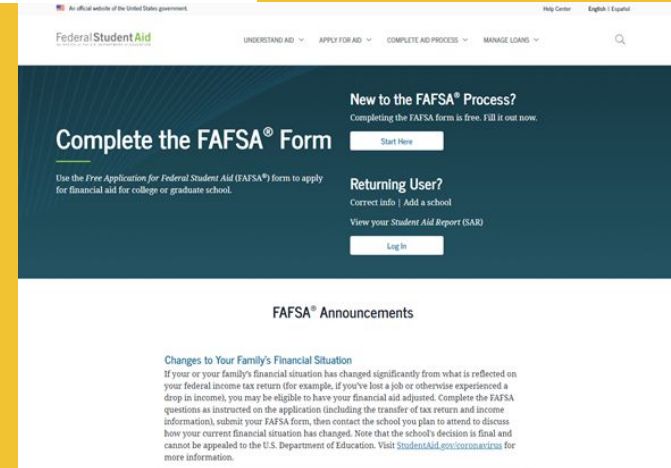
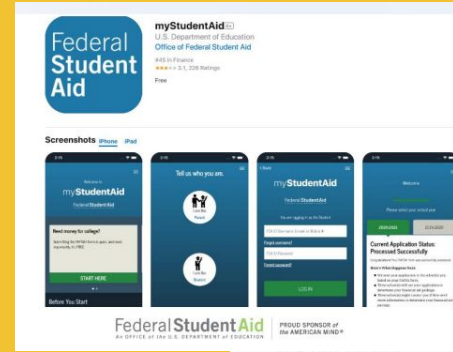
What is FAFSA?

- The Free Application for Federal Student Aid (FAFSA) is a form completed by prospective and continuing college students.
- The application informs financial aid decisions regarding students' eligibility for federal, state, institutional and other opportunities.
- Federal student aid can be applied toward expenses such as tuition and fees, room and board, books and supplies, and transportation.
- Aid also can help pay for other related expenses, such as a computers and dependent care.

Completing the FAFSA: How to Apply

Students log in at fafsa.gov to apply online. Students may also apply using one of the following methods to file a FAFSA:

- Fill out the form in the myStudentAid mobile app
- Print out a FAFSA PDF from the fafsa.gov site and mail the FAFSA for processing



Completing the FAFSA involves many steps

Getting Started Before completing the application, a student will need to

- gather required documentation;
 - register (or already be registered) with the Selective Service System, if male and 18;
 - identify colleges and universities (up to 10) to which to send financial information; and
 - create a Federal Student Aid (FSA) ID* -- online application only.
- Parents (and the student, if applicable) will need to have filed their income tax returns for the year prior to filing the FAFSA (e.g., 2020 taxes filed when applying during the 2021-2022 school year for the 2022-2023 FAFSA cycle)

*FSA IDs are used to confirm students' and parents' identities and enable them to electronically sign the FAFSA.



Completing the FAFSA involves many steps



Submitting the FAFSA

Once the initial steps are complete, the student will have to complete and submit the application either online or on paper.

A student should check the student's account on FAFSA.gov 3-5 business days after submission to verify the status of an application. If the account indicates that the application was successfully processed, the student has completed the Texas graduation requirement to complete a financial aid application.

- Please make sure to put Alto High School on question 27.

Documents needed:

- For 22-23 school year, 2019 tax documents are used



Completing the FAFSA: Documents Needed to Apply

Documentation	Student	Parent/ Guardian (student dependents only)
Social Security Number (SSN)	Required for online form	Required for online form
Drivers license	If the student has a license	
Alien registration number	If the student is not a U.S. citizen but eligible for federal financial aid	
Federal tax information or returns including IRS W-2 information	✓	✓
Records of untaxed income, e.g., child support received, interest income, veterans noneducation benefits	✓	✓
Information on cash, savings and checking account balances, investments, and business and farm assets	✓	✓



Key Dates for Financial Aid Application

Students are encouraged to **apply early** to improve their chances of getting a good financial aid package.

The FAFSA forms are posted and the electronic application opens **October 1** of each year.

January 15 is typically the deadline for priority consideration for many four-year Texas institutions of higher education (IHEs).

To meet the graduation requirement, a student must only apply for financial aid once.

Students must submit a FAFSA **every subsequent year while in college** to be considered for federal student aid.

Example Timeline for FAFSA (prior-prior)

April 15, 2021	• 2020 tax returns due
2021-2022 school year	
October 1, 2021	• FAFSA forms are posted and the electronic application opens • Student completes FAFSA beginning in October 2021 (with 2020 taxes)
January 15, 2022	• Deadline for priority consideration for many four-year Texas IHEs*
May/June 2022	• Student graduates from high school
2022-2023 FAFSA cycle	
Fall 2022	• Student enters IHE

* IHEs may establish earlier deadlines. Students should always check with the school(s) to which they plan to apply.

Resources

USDE provides several resources and direct support by phone and online to assist students with completing the FAFSA.

Federal Student Aid: USDE Financial Aid Toolkit

<https://financialaidtoolkit.ed.gov/tk/>

Completing the FAFSA:Resources Federal Student Aid Information Center

<https://studentaid.ed.gov/sa/contact>

Monday – Friday	Saturday – Sunday
8 a.m.-11 p.m. ET	11 a.m.-5 p.m. ET
1-800-4FED-AID (1-800-433-3243)	



TASFA

What is TASFA?

- The Texas Application for State Financial Aid (TASFA) is used to determine eligibility for state (or institutional) financial aid programs administered by IHEs in the state of Texas.
- Students who are classified as Texas Residents who cannot apply for federal financial aid using the FAFSA must complete the TASFA or opt out to meet the new graduation requirement.

FAFSA covers federal and state financial aid opportunities. Students should complete FAFSA if they meet FAFSA eligibility. Students do not need to complete both the FAFSA and TASFA

Completing the TASFA

- There is currently a general TASFA application that some Texas IHEs have agreed to use. Other Texas IHEs may use their own form.
- Currently, each institution has its own process for completing and submitting the TASFA form it uses.
- The TASFA form posted on the THECB website collects similar information to the information collected in the FAFSA.

Key Dates for TASFA

Just as with the FAFSA, students are encouraged to **apply early** to improve their chances of getting a good financial aid package and to meet individual Texas IHEs' deadlines.

TASFA forms are posted along the same timeline as FAFSA: **October 1** of each year.

January 15 is typically the deadline for priority consideration for many 4-year Texas IHEs.

Currently, TASFA application deadlines vary by Texas school/IHE.

Example TASFA Timeline

October 1, 2021: TASFA forms are posted

January 15, 2022: Deadline for priority consideration for many Texas IHEs

May/June 2022: Graduation for 2021-2022 school year

TBD by Texas IHE: 2022-2023 TASFA deadlines

OPT OUT



Opting out of FAFSA/TASFA

A student may opt out of the financial aid application graduation requirement if

- a parent or guardian submits a signed form;
- the student is 18 years of age or older and submits a signed form; **or**
- a school counselor authorizes the student to decline to complete and submit the application for good cause.

In Statute

TEC, §28.0256 Financial Aid Application Requirement for High School Graduation

The only reason you would fill out an opt out form is if you are certain your student is not going to college. All colleges and universities require all students to complete FAFSA, regardless of income.

Complete the form and return to Mrs. Watson.

Financial Aid Application Opt-Out Form	
Financial aid applications inform postsecondary institutions' decisions about student eligibility for federal, state, and institutional funds. Financial aid awards can help students pay for their educational expenses after high school.	
Each high school senior in a Texas public school district or open enrollment charter school must complete and submit a Free Application for Federal Student Aid (FAFSA) or a Texas Application for State Financial Aid (TASFA) as a state requirement for graduation. Texas Education Code §28.0256 allows a student to opt out of the financial aid application graduation requirement by submitting a signed form that authorizes the student to decline.	
To authorize a student to opt out of the financial aid application graduation requirement, the Financial Aid Application Opt-Out Form must be signed by <u>one</u> of the following:	
OPTION I: A student age 18 years or older or emancipated minor under Chapter 31, Texas Family Code	
OPTION II: The student's parent or guardian and the student	
OPTION III: A school counselor, for good cause as determined by the school counselor, and the student	
<i>Students under 18 years of age may only be authorized to decline under OPTION II or OPTION III.</i>	
Student Printed Name:	Date of Birth:
District/Charter School:	Campus:
Submitting a <i>Financial Aid Application Opt-Out Form</i> does not prohibit a student from completing and submitting a financial aid application at any time in the future.	
OPTION I: STUDENT AUTHORIZATION	
My signature below certifies that I am 18 years of age or older or an emancipated minor and am authorized to decline to complete and submit a financial aid application on my own behalf.	
Student Signature:	Date:
OPTION II: PARENT AUTHORIZATION	
My signature below authorizes my child to decline to complete and submit a financial aid application.	
Parent/Legal Guardian Signature:	Date:
Parent/Legal Guardian Printed Name:	
I am under the age of 18 and with my parent's authorization, I decline to complete and submit a financial aid application.	
Student Signature:	Date:
OPTION III: COUNSELOR AUTHORIZATION	
My signature below certifies that reasonable efforts to fulfill obligations to the student have been made, but for good cause I have authorized the student to decline to complete and submit a financial aid application.	
School Counselor Signature:	Date:
School Counselor Printed Name:	
I am under the age of 18 and with my counselor's authorization, I decline to complete and submit a financial aid application.	
Student Signature:	Date:
Texas Education Agency	
01/2021	