



## **STUDENT DEMOGRAPHICS**

**2021-2022**

## TABLE OF CONTENTS

<u>TOPICS</u>	<u>PAGE(S)</u>
Executive Summary	3
District Sites	4-5
Third Friday Count	6
K-12 Enrollments	7
District Ethnic Enrollments	8
Free and Reduced Meals	9
Analysis of Transfer Students	10
Open Enrollments	11
Student Movement Trends	12
Home-Based Education	13

TO: Board of Education  
Dr. Keith Hilts Superintendent of Schools  
FROM: Jon Euting, Director of Technology and Media Services  
DATE: October 25, 2021  
RE: 2021-2022 Student Demographics

Each school year, the District completes an analysis of our student demographic information based on the state-mandated Third Friday in September Count. This information illustrates short and long-term trends. The data provides key information to inform both instructional and financial decisions. Finally, the data are used to describe our current conditions to organizations or in grant writing processes.

**Important highlights from the full report follow:**

- ❑ Enrollment in grades 4K-12 increased this year by 222 students for a total District enrollment of 7,991.
- ❑ Analysis of available data reveals 597 students moved into the Wausau School District while 326 students moved out of the District. This is a significant shift from last year when 338 students moved into the Wausau School District and 572 students moved out of the District.
- ❑ The overall number of students leaving the Wausau School District through Open Enrollment decreased by 121, for a total of 499 students. Of the 499 students Open Enrolling out, 138 are new applicants this year. The overall number of students entering the Wausau School District through Open Enrollment increased by 14 for a total of 295. Of the 295 students Open Enrolling in, 121 students are new applicants.
- ❑ Kindergarten enrollment continues to attract approximately 88% of available 5-year old students in the Wausau School District area.
- ❑ The Wausau School District continues to support a diverse student body with 36% of students representing a race other than white. Additionally, approximately 10% of students are English Learners and receive support.
- ❑ As of the 2021 Third Friday Count, 183 students are listed at Home Based Education which is a decrease of 2 students.
- ❑ The District Free/Reduced lunch overall average is 54% compared to 53% for 2020-2021 school year.

Please contact my office if you have any questions about the data presented.

**Wausau School District Sites**

**Elementary Campuses**

Franklin Elementary

Grant Elementary

Hawthorn Hills Elementary

Hewitt-Texas Elementary

Thomas Jefferson Elementary

G. D. Jones Elementary

Lincoln Elementary

Maine Elementary

John Marshall Elementary

Rib Mountain Elementary

Riverview Elementary

South Mountain Elementary

Stettin Elementary

**Middle School Campuses**

Horace Mann Middle School

John Muir Middle School

**High School Campuses**

Wausau East High School

Wausau West High School

**Charter Campuses**

Enrich, Excel, Achieve Learning Academy  
(EEA)

Wausau Area Montessori Charter School  
(Montessori)

Wausau Area Virtual Education  
(WAVE)

**Alternative Campuses**

Prepare Empower Education  
Rebuild  
(PEER)

Stepping Stones Transition  
Education Program 1  
(STEP 1)

Stepping Stones Transition  
Education Program 2  
(STEP 2)

Alternative High School

Wausau School District  
Pre - K - 12 Enrollment Information  
Third Friday Count  
September 17, 2021

	Franklin	Grant	Hawthorn Hills	Hewitt Texas	Thomas Jefferson	G.D. Jones	Lincoln	Maine	4K Outreach Sites	John Marshall	Rib Mountain	Riverview	South Mountain	Stettin	Montessori	Horace Mann	John Muir	EEA	East	West	Wave	2021 Total	3rd Friday 2020	Difference
E3	0	0	7	0	0	21	0	0	0	0	0	4	0	0	0							32	33	-1
E4	0	0	0	0	0	6	0	0	0	0	0	0	0	0	0							6	30	-24
E5	0	0	0	0	0	2	0	0	0	0	0	0	0	0	0							2	0	2
4 Year Old Kindergarten	0	0	53	0	99	101	0	0	119	0	0	61	0	0	0							433	406	27
Kindergarten	36	36	35	14	51	47	36	47		36	31	71	39	49	15						7	550	489	61
First	34	24	32	17	44	48	29	40		35	28	68	41	64	22						14	540	506	34
Second	36	36	23	18	44	51	35	35		38	34	65	39	54	16						17	541	467	74
Third	31	22	21	17	45	47	28	35		34	44	64	35	44	12						9	488	483	5
Fourth	38	27	38	18	51	34	31	32		45	26	67	42	52	11						15	527	562	-35
Fifth	36	30	38	25	51	52	32	42		39	42	83	36	49	10						10	575	564	11
Sixth															3	217	331				23	574	556	18
Seventh																222	342	0			16	580	592	-12
Eighth																232	338	3			12	585	615	-30
Ninth																		2	236	415	17	670	628	42
Tenth																		9	239	357	15	620	577	43
Eleventh																		11	213	336	26	586	635	-49
Twelfth																		22	273	371	16	682	626	56
2021 Total	211	175	247	109	385	409	191	231	119	227	205	483	232	312	89	671	1011	47	961	1479	197	7991	7769	222
2020 Total	211	179	246	87	351	410	193	202	126	213	198	479	212	289	72	683	1018	59	930	1389	222	7769		
Difference	0	-4	1	22	34	-1	-2	29	-7	14	7	4	20	23	17	-12	-7	-12	31	90	-25	222		

2021 Preschool Enrollment	473
2020 Preschool Enrollment	469
Enrollment Difference	4

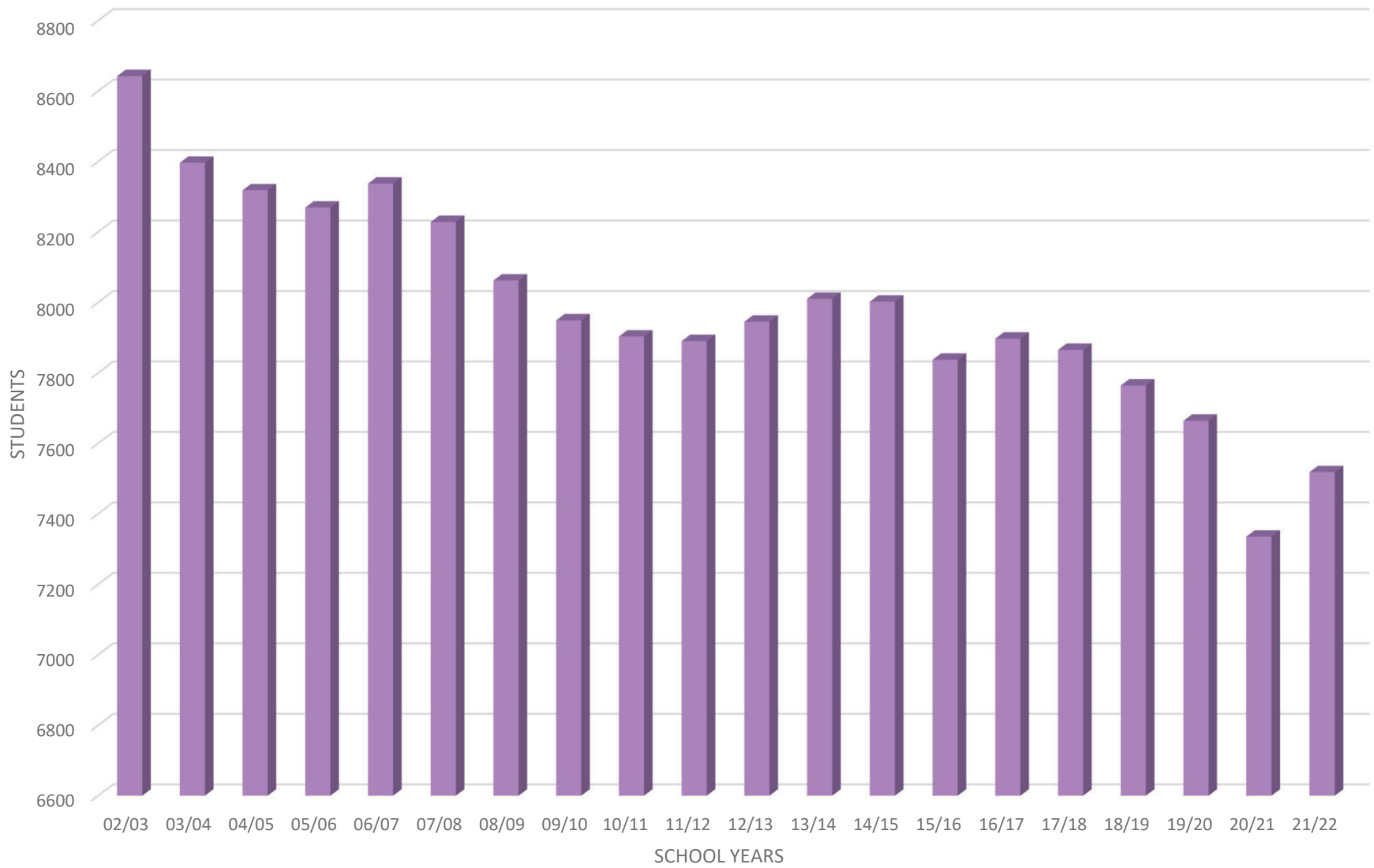
2021 Elementary Enrollment	3221
2020 Elementary Enrollment	3071
Enrollment Difference	150

2021 Middle School Enrollment	1739
2020 Middle School Enrollment	1763
Enrollment Difference	-24

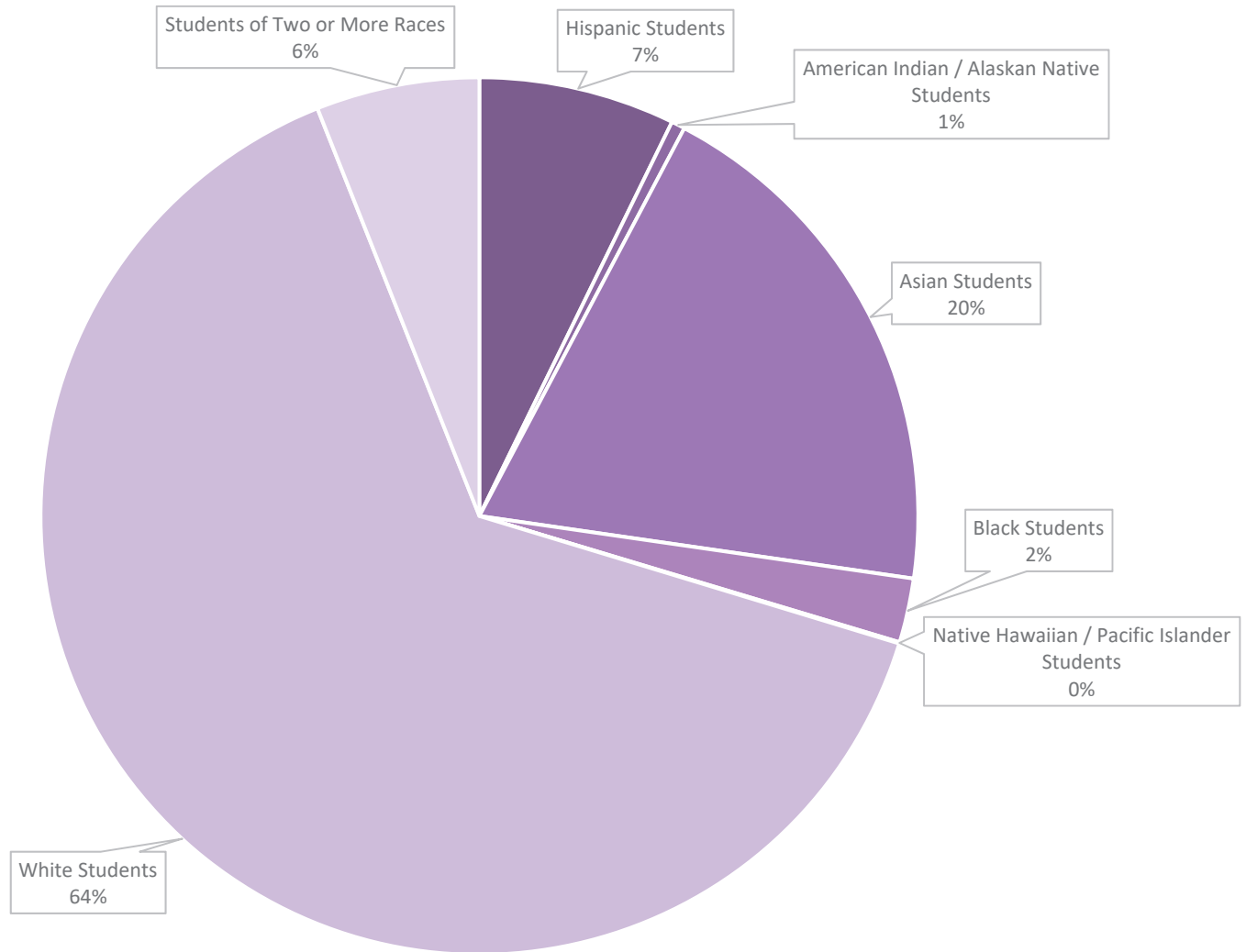
2021 High School Enrollment	2558
2020 High School Enrollment	2466
Enrollment Difference	92

2021 K-12 Enrollment	7518
2020 K-12 Enrollment	7300
Enrollment Difference	218

Wausau School District  
K-12 Enrollments  
September 17, 2021

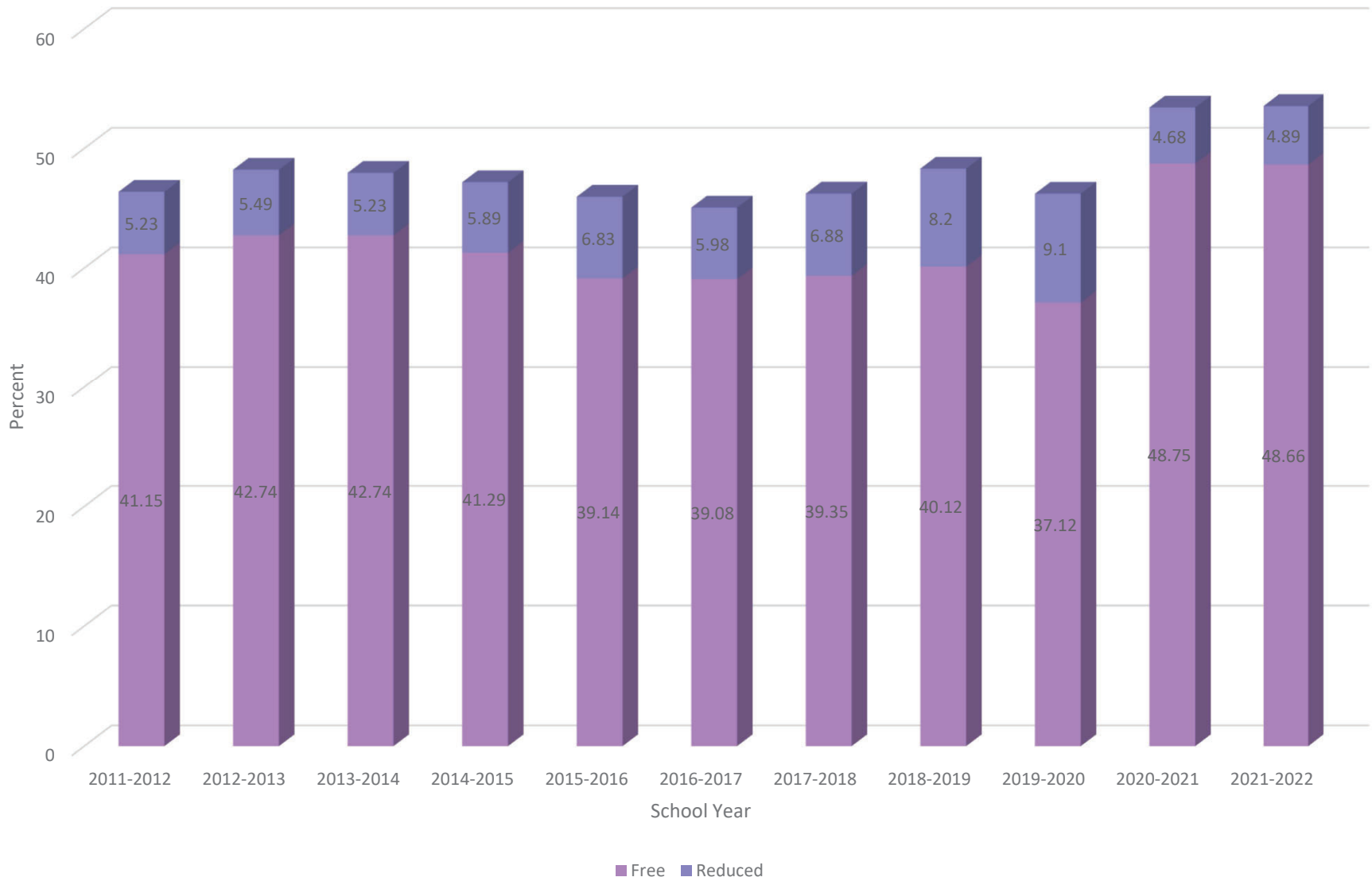


Wausau School District  
Ethnicity Percentages  
September 17, 2021





### Wausau School District Free and Reduced Meal Percentages September 17, 2021



Wausau School District  
 Analysis of Transfer Students  
 September 17, 2021

**Moving INTO the District FROM:**

**Moving OUT OF the District TO:**

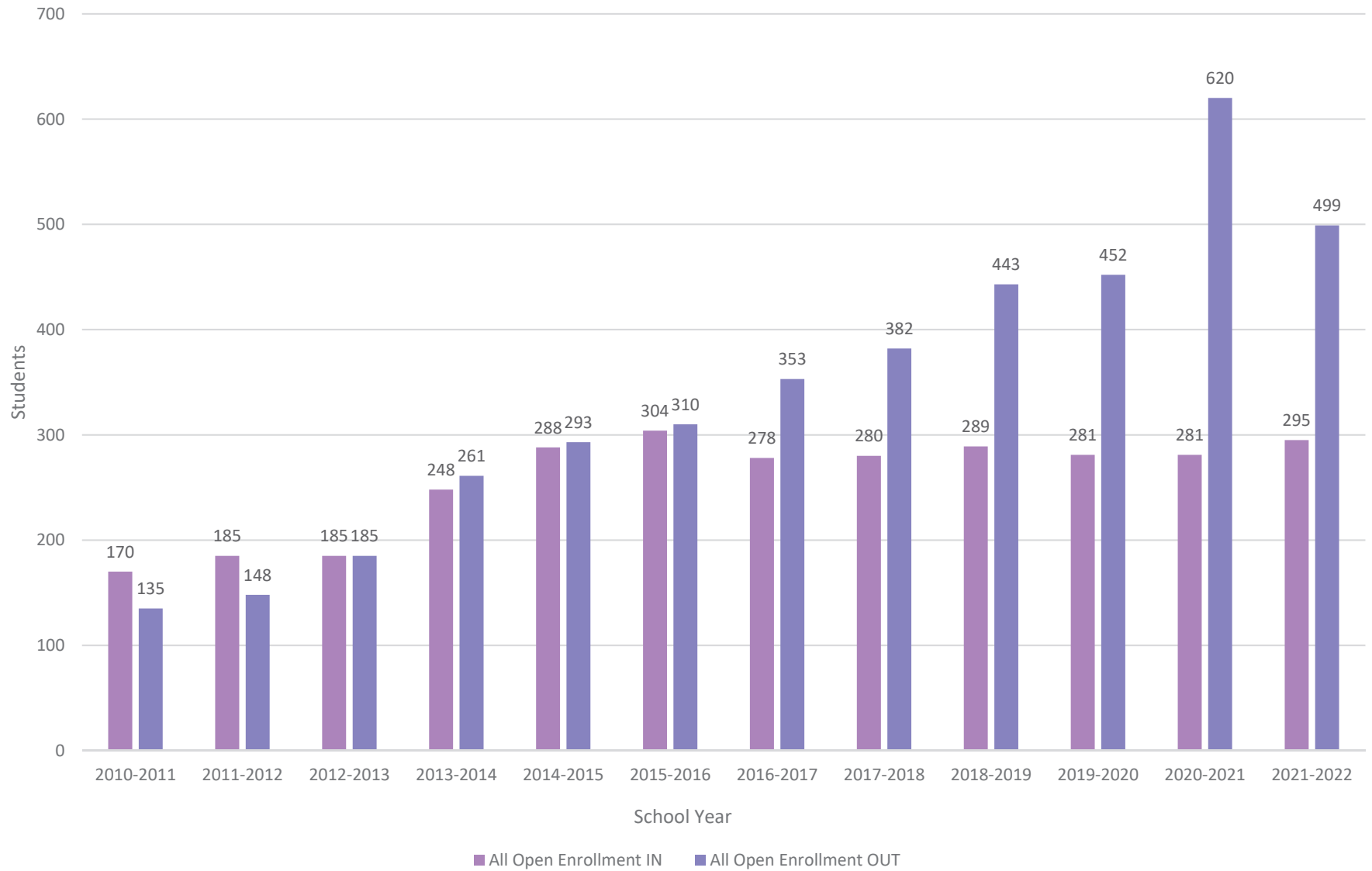
Elementary School	Middle School	High School	FROM or TO	Elementary School	Middle School	High School
40	25	37	Private School	16	4	2
83	21	9	DC Everest	58	22	12
11	6	6	Mosinee	5	3	3
11	4	10	Merrill	5	1	3
5	3	1	Marathon	5	2	4
44	20	10	Home Based Ed.	0	6	1
76	34	46	Other WI School Districts	40	30	22
41	22	32	Out of State	32	18	15
0	0	0	Unknown	2	1	14
<b>311</b>	<b>135</b>	<b>151</b>		<b>163</b>	<b>87</b>	<b>76</b>

<b>Total</b>	<b>597</b>
--------------	------------

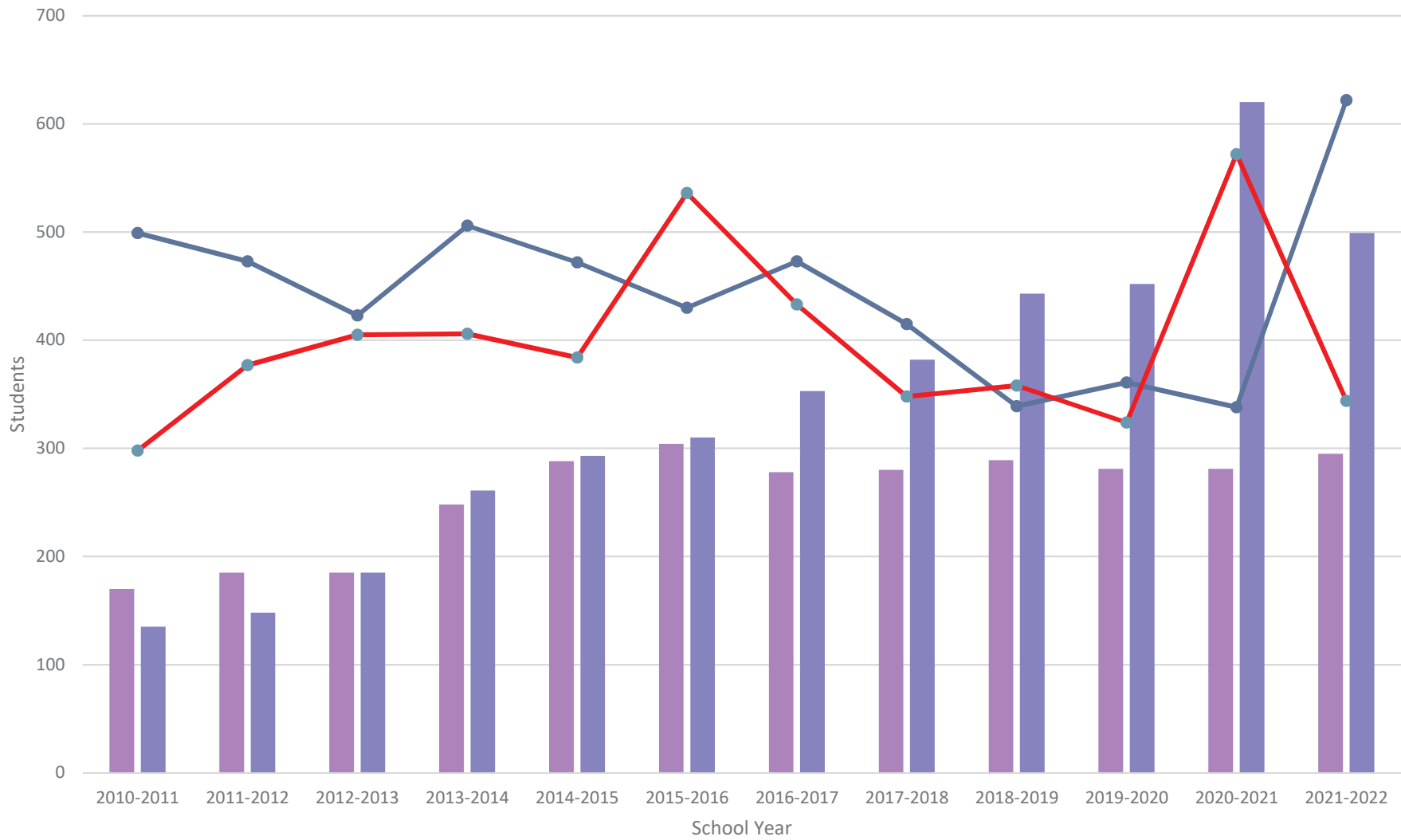
<b>Total</b>	<b>326</b>
--------------	------------

\*Includes students who attended the Wausau School District for at least one school day.

### Wausau School District Open Enrollments September 17, 2021



Wausau School District  
 Student Movement Trends  
 September 17, 2021



All Open Enrollment IN
  All Open Enrollment OUT
  Transfer IN
  Transfer OUT

Wausau School District  
Home-Based Education Students  
September 17, 2021

