



**Painter
Parent
Updates
10/25/2021**



KEY QUARTER 1 ACHIEVEMENTS

What have
we been
busy doing?

1. **DEVICES** inventoried and distributed classes. Students are using **key learning software**: Lexia Core Reader (TK-5), ST Math (TK-5), and Imagine Literacy (TK-2). Logins next page!
2. Genentech-funded science partnership with **SCIENCE FROM SCIENTISTS SSC and District** approved and scheduling begins for grades 3-5 on 16 hands on labs per teacher.
3. We welcome **COMMUNITY SCHOOL OF MUSIC AND ART (CSMA)** from Mountain View starts art lessons in all classes 10/27. Rotating every Monday & Wednesday.
4. **Counseling and School Linked Services** has made dozens of referrals for mental health and community based resources. **Call the office to see if one of our services can support!**
5. An **additional 75 backpacks & supply bags** distributed! **Call the office for more resources!**
6. **THINK TOGETHER** is fully enrolled at 6 classrooms (+1) with expanded morning and recess supervision, with kindergarten and 1st grade in-class support!
7. **AFTER SCHOOL INTERVENTION** w/VDL and traditional programming started mid-October. Cycle 2 waitlist will start in January. Students from priority target groups (English Learner, test scores, etc.) with teacher referral get priority.
8. **ROOM 27** collaborative makerspace and lab materials are being inventoried and has been used for multiple classes already!
9. **ROOM 26** storage still getting cleared out for a student design space.
 - projector and touch screen installed.

TBD = Instructional furniture invoices and renewed devices!



KEY LEARNING SOFTWARE

Students login with a unique student id. stu420#####

Passwords are provided by the teacher:

#####stU
(U capitalized)

Call so your students can log in!

Clever Ben Painter Elementary School Portal Search

Favorite resources

More apps

ST Math

More apps

Benchmark Education Company

BookNook

BrainPOP ELL

Imagine Language & Literacy

Lexia Core5

MobyMax

Nearpod

Seesaw

ST Math

Studies Weekly



IT'S A BUSY WEEK!

We wanted to keep you informed of key events this week!

Monday 10/25/21	<ul style="list-style-type: none">• <i>Minimum day schedule: conferences</i>• CSMA delivers ART materials• Science from Scientists Scheduling
Tuesday 10/26/21	<ul style="list-style-type: none">• <i>Minimum day schedule: conferences</i>• Concentric Weekly COVID19 Pool testing!• Mr. Phan to begin calling for second round invites to Cycle 1 intervention for Ms. Simon and Ms. Hanna.
Wednesday 10/27/21	<ul style="list-style-type: none">• <i>Minimum day schedule: conferences</i>• Manluco• CSMA starts
Thursday 10/28/21	<ul style="list-style-type: none">• Harvest Parade - immediately after lunch; pull over costumes IN CLASS for parade by grade level route.• Mrs. Pham's VDL after school intervention grades 2-5 may continue!
Friday 10/29/21	<ul style="list-style-type: none">• Student of the Month: 9:00 am grades 3-5 and 9:30 am grades TK-2 in the library• College/ Painter Gear spirit day - student participation leads to class rewards!



BEN PAINTER

Harvest

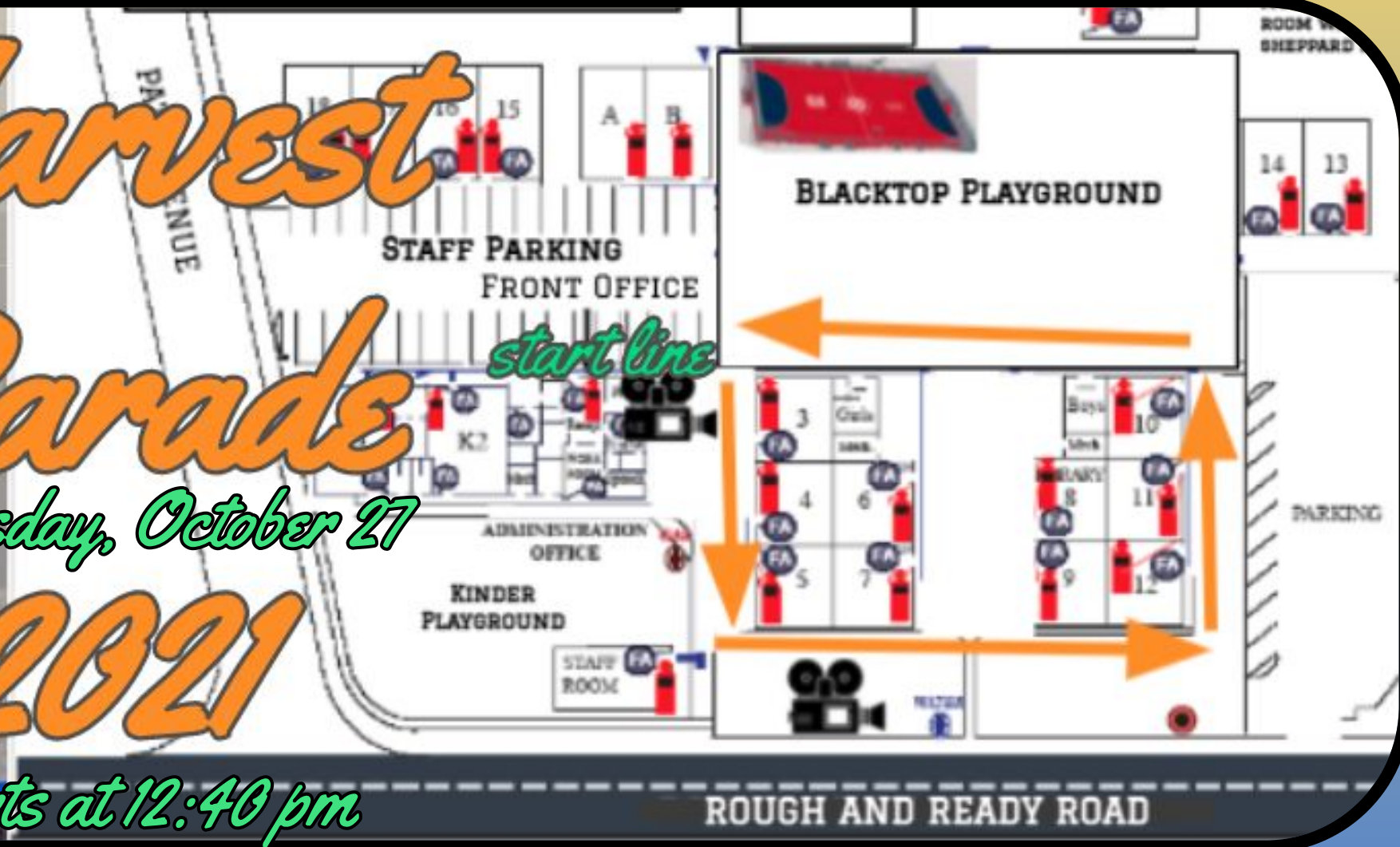
Parade

Thursday, October 27

2021

starts at 12:40 pm

Students in costume will walk orange route.
iPad Camera location for Zoom depends on rain.
Parents view on Zoom or from Rough & Ready.





concentric
by GINKGO

Week 3 of concentric testing: So far all negative results!

This is a free pooled testing service offered by the district. Again, this is a free service offered by the district.


Sign up now with our Health Assistant, Ms. Tiffany!


2 nurses come by every Tuesday to screen and ensure safe testing. Their goal is to find asymptomatic cases.


141 Painter families are taking advantage of this free COVID19 testing service! Are you?

Nasal Swab Self-Collection Instructions for Pooling


- 1 Clean Hands**
First, make sure that your hands are clean (by using soap or hand sanitizer).


- 2 Open Swab**
Remove the swab from its packaging. Be careful not to touch the tip with your hands.



- 3 Swab Nose**
Gently insert the entire soft tip of the swab into one nostril until you feel a bit of resistance. Using a circular motion, rub the swab around the inside of your nostril **4 times**. You should use medium pressure to push the swab against the inside of your nostril. The swab tip should be touching the inside of your nose throughout. Repeat the process with your other nostril using the same end of the swab as before.




The swab should push against the inside and outside wall of the nostril.



Swab BOTH nostrils.
- 4 Put Swab in Tube**
Put the swab into the collection tube indicated by the supervisor. Finally, sanitize your hands thoroughly.





What is Science from Scientists?



The Valley's Largest Art Program!

**Don't wait
stressed!**

**Get & Report
the test!**

**Delayed testing & reporting is
a health risk!**