



# Greenwich High School

Family Survey  
Spring 2021



Report created by  
Panorama Education



## Summary

Topic Description	Results	Comparison
<b>Home School Connection</b>	<b>85%</b>	<b>85%</b> High School <b>86%</b> Secondary Schools <b>89%</b> Greenwich Public Schools
<b>School Fit</b> Families' perceptions of how well a school matches their child's developmental needs.	<b>61%</b>	<b>61%</b> High School <b>61%</b> Secondary Schools <b>69%</b> Greenwich Public Schools
<b>School safety</b>	<b>68%</b>	<b>68%</b> High School <b>75%</b> Secondary Schools <b>83%</b> Greenwich Public Schools
<b>Student experience</b>	<b>88%</b>	<b>88%</b> High School <b>86%</b> Secondary Schools <b>88%</b> Greenwich Public Schools

466 responses



# Home School Connection

Your average

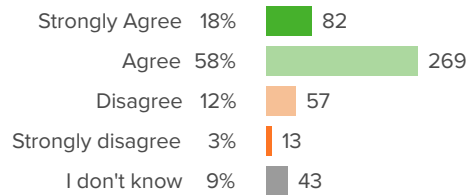
**85%**

466 responses

School Type average: **85%** High School  
 School Type average: **86%** Secondary Schools  
 District average: **89%** Greenwich Public Schools

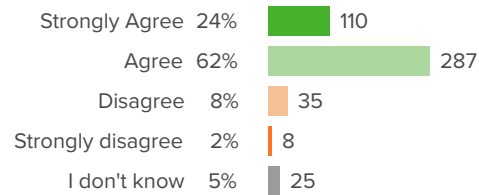
## How did people respond?

**Q.1: Although Covid limited visitation this year, parents/guardians generally feel welcome at my child's school.**



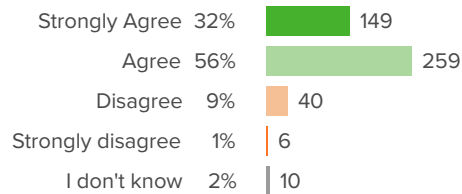
Favorable: **83%**

**Q.2: There is a mutual sense of respect and cooperation between/among faculty/staff and parents at this school.**



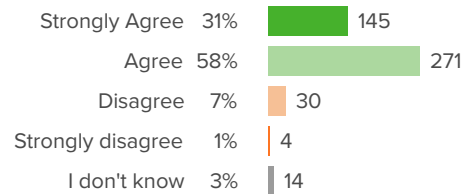
Favorable: **90%**

**Q.3: I feel well-informed about issues and activities that are important to the school community.**



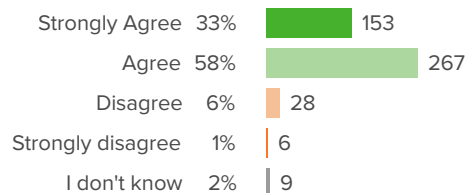
Favorable: **90%**

**Q.4: I feel well-informed about issues and activities that are important to the GPS district community.**



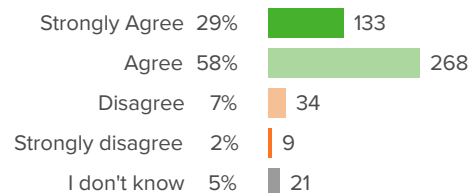
Favorable: **92%**

**Q.5: I know who to reach out to if I have concerns about my child.**



Favorable: **93%**

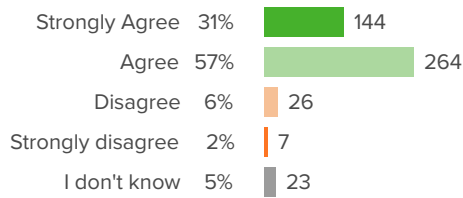
**Q.6: The school staff and administration addresses my questions or concerns on a timely basis.**



Favorable: **90%**

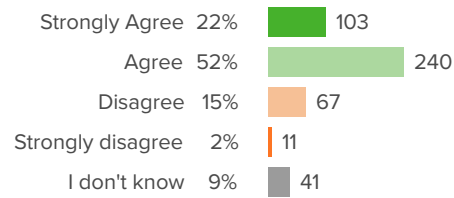


**Q.7: The school administration is approachable and helpful.**



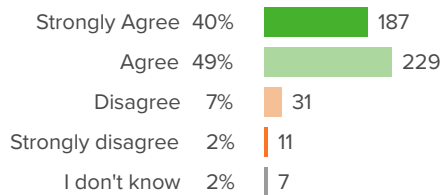
Favorable: **93%**

**Q.8: At my child's school, families are welcomed partners in their child/ren's learning.**



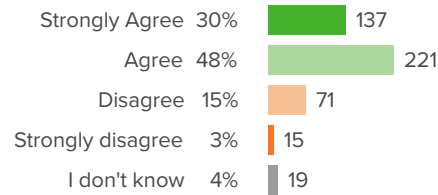
Favorable: **81%**

**Q.9: I know how my child is doing in school before I get my child's report card.**



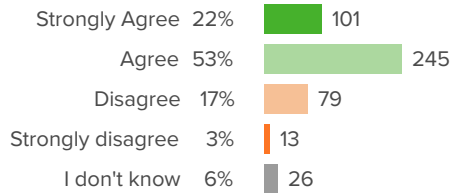
Favorable: **91%**

**Q.10: I feel comfortable reaching out to my child's teacher as needed (with questions, concerns, confusions etc).**



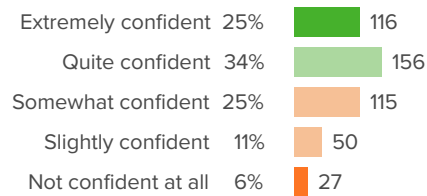
Favorable: **81%**

**Q.11: There are adequate opportunities for me to express my concerns and opinions about important issues impacting my child.**



Favorable: **79%**

**Q.12: How confident are you in your ability to support your child's learning at home?**



Favorable: **59%**



## School Fit

Your average

**61%**

466 responses

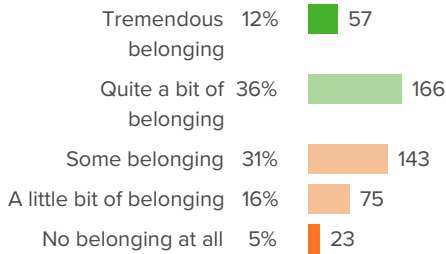
School Type average: **61%** High School

School Type average: **61%** Secondary Schools

District average: **69%** Greenwich Public Schools

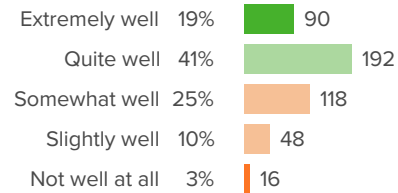
### How did people respond?

#### Q.1: How much of a sense of belonging does your child feel at his/her school?



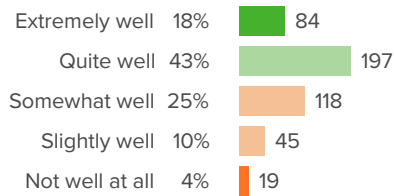
Favorable: **48%**

#### Q.2: How well do you feel your child's school is preparing him/her for his/her next academic year?



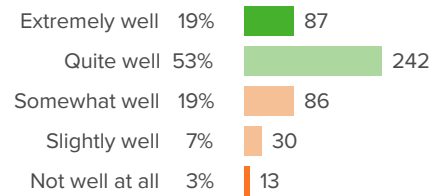
Favorable: **61%**

#### Q.3: How well do the activities offered at your child's school match his/her interests?



Favorable: **61%**

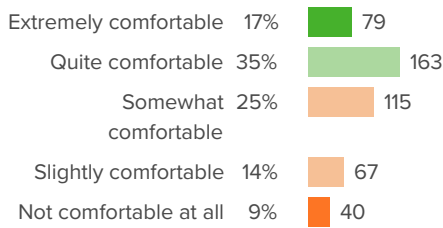
#### Q.4: At your child's school, how well does the overall approach to discipline work for your child?



Favorable: **72%**

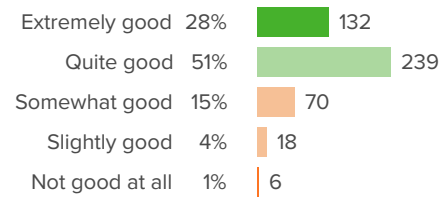


**Q.5: How comfortable is your child in asking for help from school adults?**



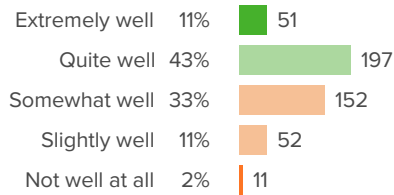
Favorable: **52%**

**Q.6: Given your child’s cultural background, how good a fit is his/her school?**



Favorable: **80%**

**Q.7: How well do the teaching styles of your child's teachers match your child's learning style?**



Favorable: **54%**

# School safety

Your average

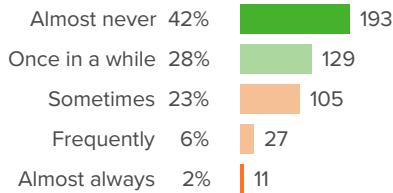
**68%**

466 responses

School Type average: **68%** High School  
 School Type average: **75%** Secondary Schools  
 District average: **83%** Greenwich Public Schools

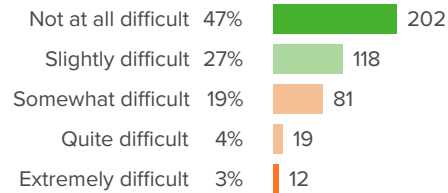
## How did people respond?

### Q.1: How often do you worry about violence at your child's school?



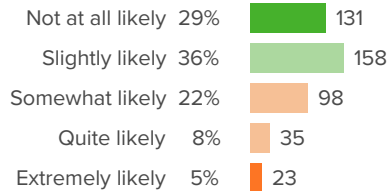
Favorable: **69%**

### Q.2: If a student is bullied at your child's school, how difficult is it for him/her to get help from an adult?



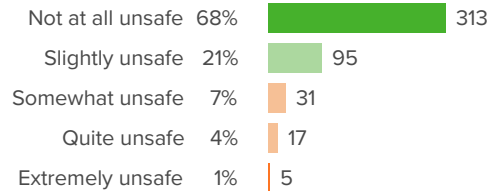
Favorable: **74%**

### Q.3: How likely is it that someone from your child's school will bully him/her online?



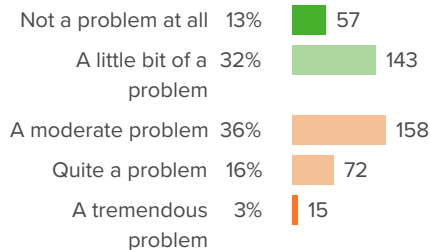
Favorable: **65%**

### Q.4: Overall, how unsafe does your child feel at school?



Favorable: **89%**

### Q.5: To what extent are drugs a problem at your child's school?



Favorable: **45%**

# Student experience

Your average

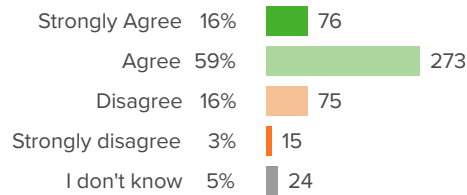
**88%**

466 responses

School Type average: **88%** High School  
 School Type average: **86%** Secondary Schools  
 District average: **88%** Greenwich Public Schools

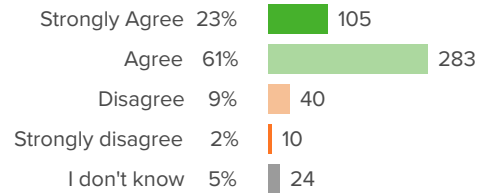
## How did people respond?

**Q.1: Teachers at this school provide my child with high-quality feedback about his/her academic, social, and behavioral progress.**



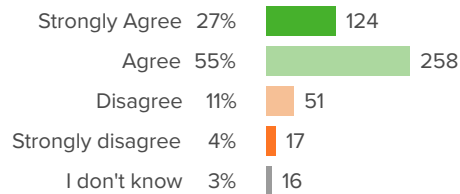
Favorable: **79%**

**Q.2: My child can get the extra help and resources they need to be successful.**



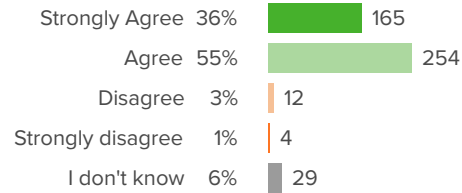
Favorable: **89%**

**Q.3: My child is challenged to meet high expectations at this school.**



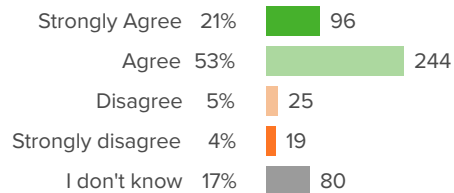
Favorable: **85%**

**Q.4: My child is taught to respect individual differences at school (gender, race/ethnicity, culture, socio-economics, disability, etc.)**



Favorable: **96%**

**Q.5: The rules are fairly and consistently enforced at this school.**



Favorable: **89%**