



Greenwich High School

Staff Survey
Spring 2021



Report created by
Panorama Education



Summary

Topic Description	Results	Comparison
School Climate Perceptions of the overall social and learning climate of the school.	56%	62% Greenwich Public Schools
School safety	68%	79% Greenwich Public Schools

32 responses



School Climate

Your average

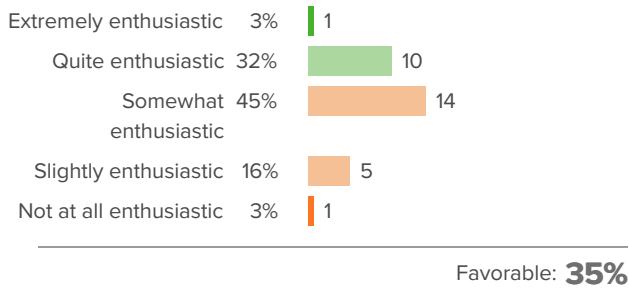
56%

32 responses

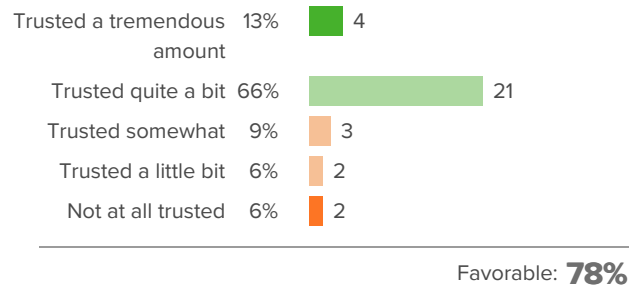
District average: **62%** Greenwich Public Schools

How did people respond?

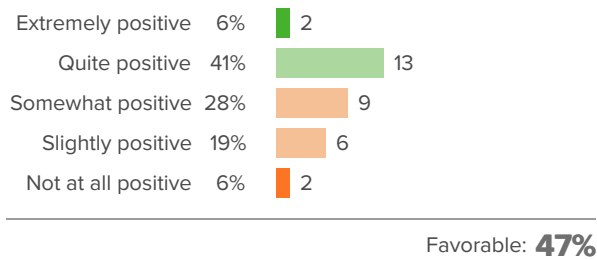
Q.1: On most days, how enthusiastic are the students about being at school?



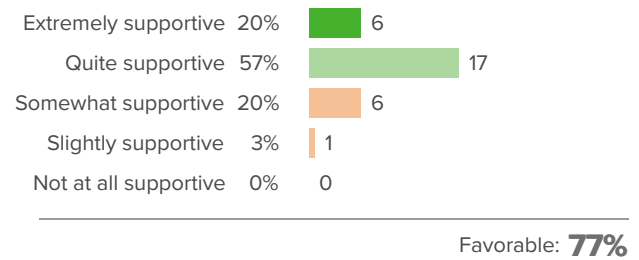
Q.2: To what extent are staff trusted to work in the way they think is best?



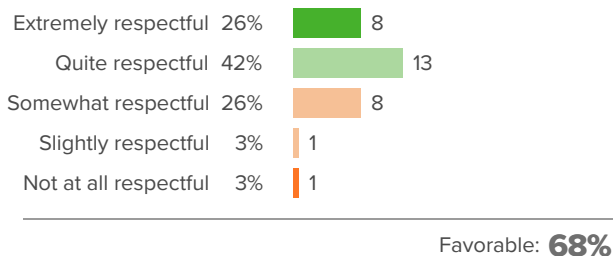
Q.3: How positive are the attitudes of your colleagues?



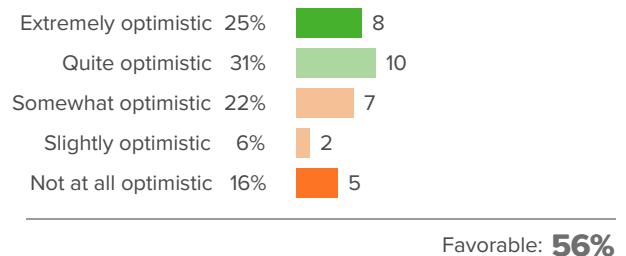
Q.4: How supportive are students in their interactions with each other?



Q.5: How respectful are the relationships between staff and students?

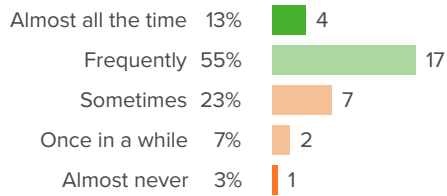


Q.6: How optimistic are you that your school will improve in the future?



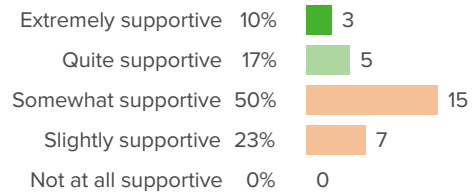


Q.7: How often do you see students helping each other without being prompted?



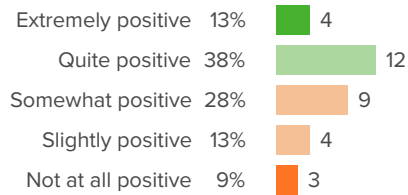
Favorable: **68%**

Q.8: When new initiatives are presented at your school, how supportive are your colleagues?



Favorable: **27%**

Q.9: Overall, how positive is the working environment at your school?



Favorable: **50%**



School safety

Your average

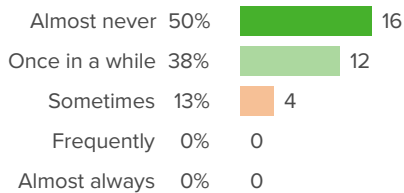
68%

32 responses

District average: **79%** Greenwich Public Schools

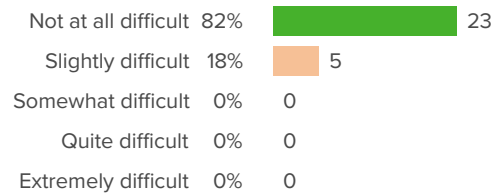
How did people respond?

Q.1: How often do you worry about violence at your school?



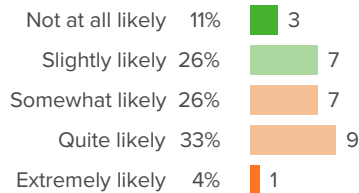
Favorable: **88%**

Q.2: If a student is bullied at your school, how difficult is it for him/her to get help from an adult?



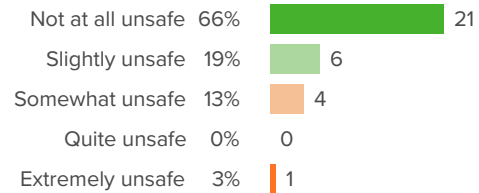
Favorable: **82%**

Q.3: How likely is it that children from your school will be bullied online?



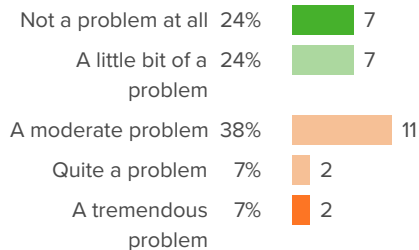
Favorable: **37%**

Q.4: Overall, how unsafe does your school feel?



Favorable: **84%**

Q.5: To what extent are drugs a problem at your school?



Favorable: **48%**