



Greenwich High School

Teacher Survey
Spring 2021



Report created by
Panorama Education



Summary

| Topic Description | Results | Comparison |
|---|------------|-------------------------------------|
| Professional Learning Perceptions of the amount and quality of professional growth and learning opportunities available to faculty and staff. | 21% | 44% Greenwich Public Schools |
| School Climate Perceptions of the overall social and learning climate of the school. | 49% | 56% Greenwich Public Schools |
| School safety | 66% | 78% Greenwich Public Schools |

144 responses



Professional Learning

Your average

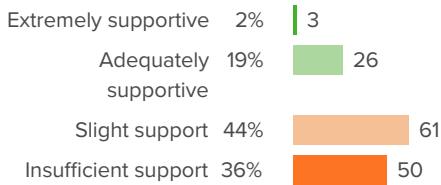
21%

144 responses

District average: **44%** Greenwich Public Schools

How did people respond?

Q.1: How well do our existing SEL programs (e.g. Second Step) support the Social Emotional health of our students as we re-enter from the covid impacted year this coming Fall?



Favorable: **21%**



School Climate

Your average

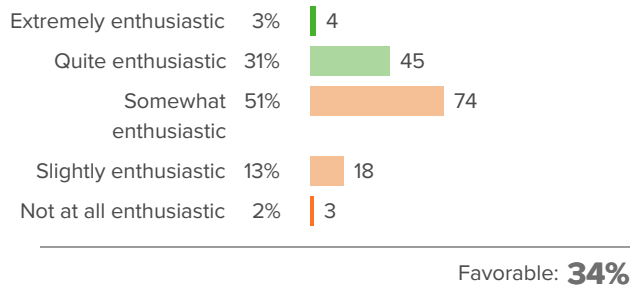
49%

144 responses

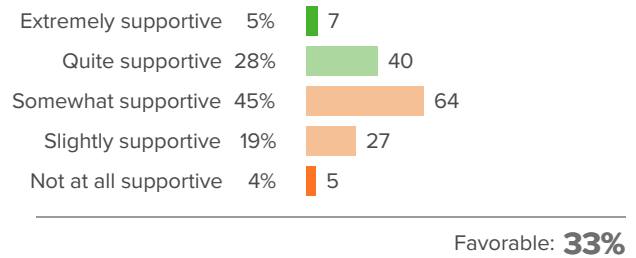
District average: **56%** Greenwich Public Schools

How did people respond?

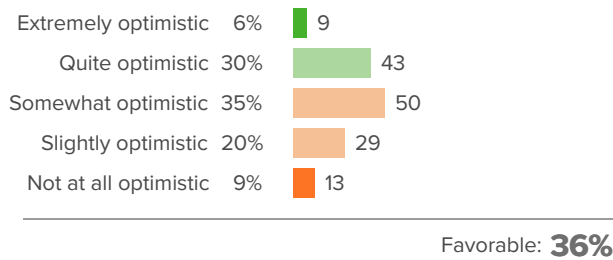
Q.1: On most days, how enthusiastic are the students about being at school?



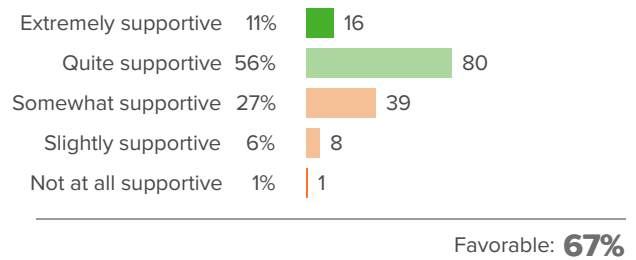
Q.2: When new initiatives to improve teaching are presented at your school, how supportive are your colleagues?



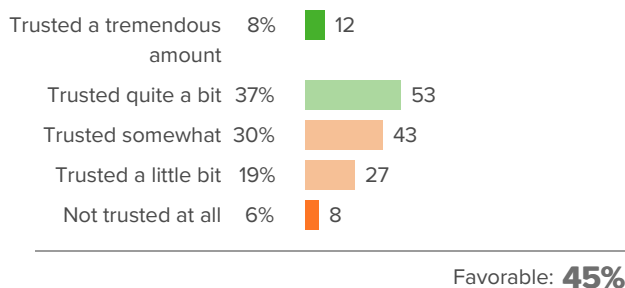
Q.3: How optimistic are you that your school will improve in the future?



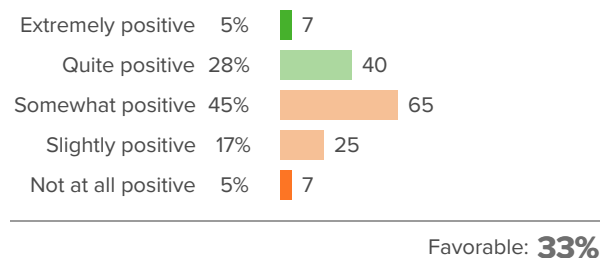
Q.4: How supportive are students in their interactions with each other?



Q.5: To what extent are teachers trusted to teach in the way they think is best?

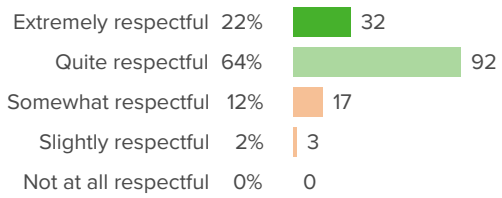


Q.6: How positive are the attitudes of your colleagues?



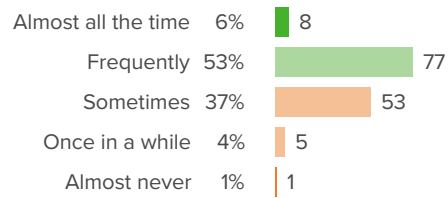


Q.7: How respectful are the relationships between teachers and students?



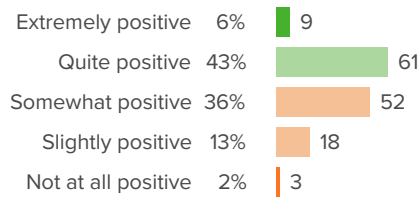
Favorable: **86%**

Q.8: How often do you see students helping each other without being prompted?



Favorable: **59%**

Q.9: Overall, how positive is the working environment at your school?



Favorable: **49%**



School safety

Your average

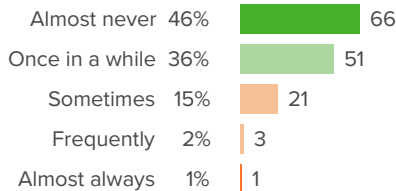
66%

144 responses

District average: **78%** Greenwich Public Schools

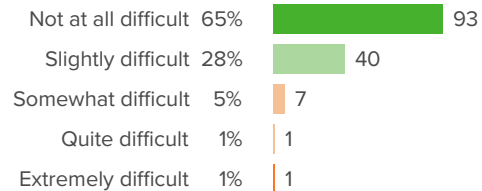
How did people respond?

Q.1: How often do you worry about violence in your school?



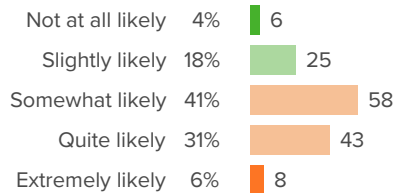
Favorable: **82%**

Q.2: If a student is bullied at your school, how difficult is it for him/her to get help from an adult?



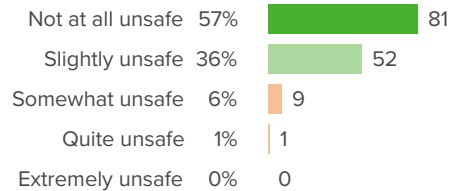
Favorable: **94%**

Q.3: How likely is it that children from your school will be bullied online?



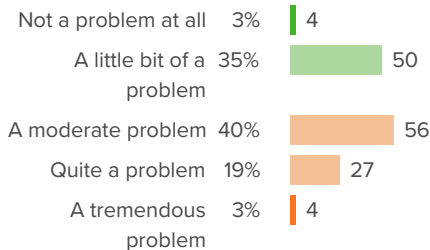
Favorable: **22%**

Q.4: Overall, how unsafe does your school feel?



Favorable: **93%**

Q.5: To what extent are drugs a problem at your school?



Favorable: **38%**