



North Street School

Family Survey
Spring 2021



Report created by
Panorama Education



Summary

Topic Description	Results	Comparison
Home School Connection	91%	90% Elementary Schools 89% Greenwich Public Schools
School Fit Families' perceptions of how well a school matches their child's developmental needs.	77%	77% Elementary Schools 69% Greenwich Public Schools
School safety	89%	89% Elementary Schools 83% Greenwich Public Schools
Student experience	89%	89% Elementary Schools 88% Greenwich Public Schools

153 responses



Home School Connection

Your average

91%

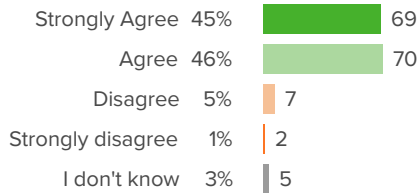
153 responses

School Type average: **90%** Elementary Schools

District average: **89%** Greenwich Public Schools

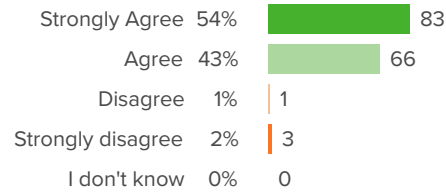
How did people respond?

Q.1: Although Covid limited visitation this year, parents/guardians generally feel welcome at my child's school.



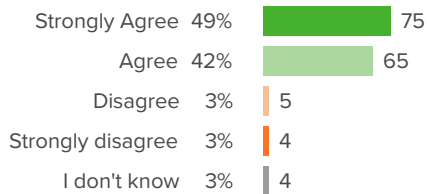
Favorable: **94%**

Q.2: There is a mutual sense of respect and cooperation between/among faculty/staff and parents at this school.



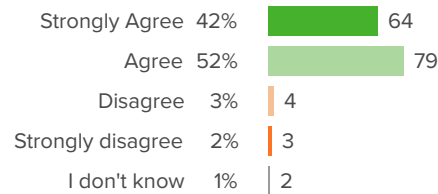
Favorable: **97%**

Q.3: I feel well-informed about issues and activities that are important to the school community.



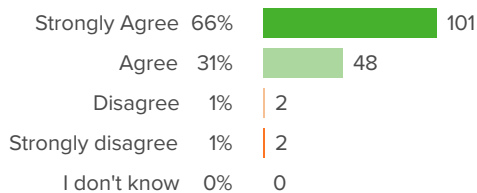
Favorable: **94%**

Q.4: I feel well-informed about issues and activities that are important to the GPS district community.



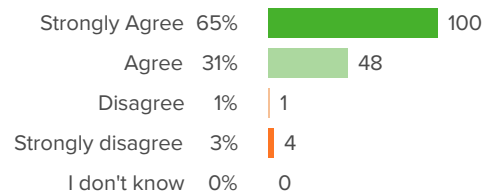
Favorable: **95%**

Q.5: I know who to reach out to if I have concerns about my child.



Favorable: **97%**

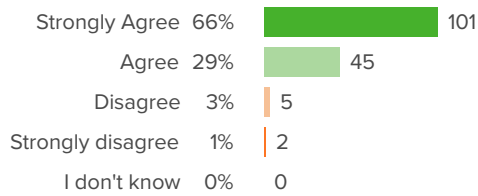
Q.6: The school staff and administration addresses my questions or concerns on a timely basis.



Favorable: **97%**

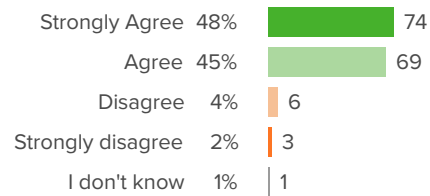


Q.7: The school administration is approachable and helpful.



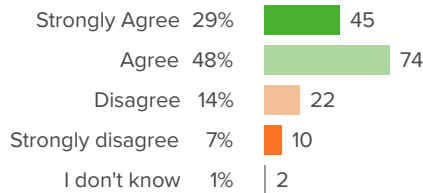
Favorable: **95%**

Q.8: At my child's school, families are welcomed partners in their child/ren's learning.



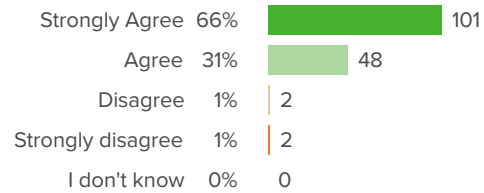
Favorable: **94%**

Q.9: I know how my child is doing in school before I get my child's report card.



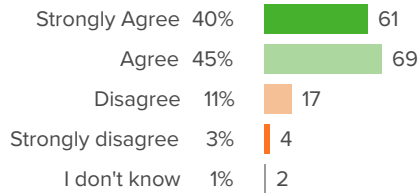
Favorable: **79%**

Q.10: I feel comfortable reaching out to my child's teacher as needed (with questions, concerns, confusions etc).



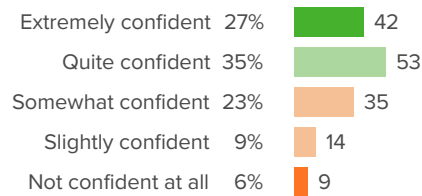
Favorable: **97%**

Q.11: There are adequate opportunities for me to express my concerns and opinions about important issues impacting my child.



Favorable: **86%**

Q.12: How confident are you in your ability to support your child's learning at home?



Favorable: **62%**



School Fit

Your average

77%

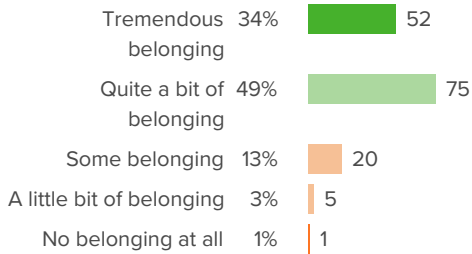
153 responses

School Type average: **77%** Elementary Schools

District average: **69%** Greenwich Public Schools

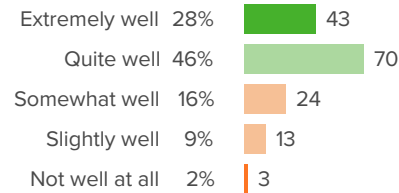
How did people respond?

Q.1: How much of a sense of belonging does your child feel at his/her school?



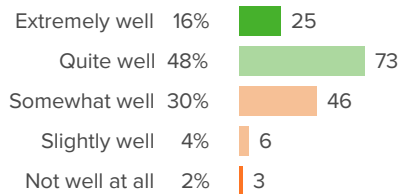
Favorable: **83%**

Q.2: How well do you feel your child's school is preparing him/her for his/her next academic year?



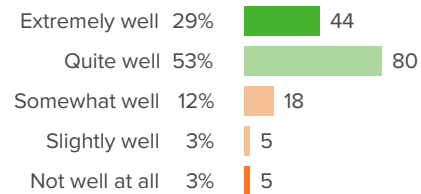
Favorable: **74%**

Q.3: How well do the activities offered at your child's school match his/her interests?



Favorable: **64%**

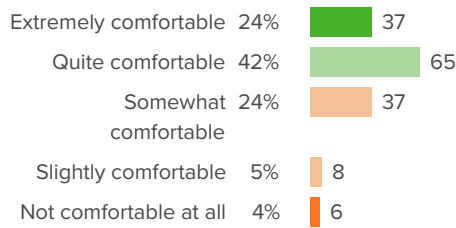
Q.4: At your child's school, how well does the overall approach to discipline work for your child?



Favorable: **82%**

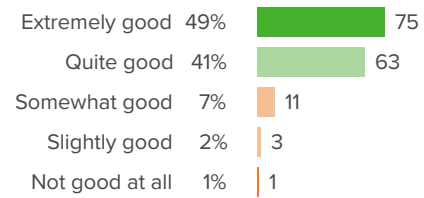


Q.5: How comfortable is your child in asking for help from school adults?



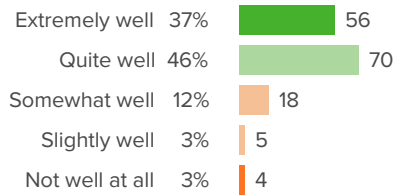
Favorable: **67%**

Q.6: Given your child’s cultural background, how good a fit is his/her school?



Favorable: **90%**

Q.7: How well do the teaching styles of your child's teachers match your child's learning style?



Favorable: **82%**



School safety

Your average

89%

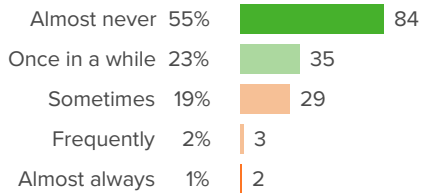
153 responses

School Type average: **89%** Elementary Schools

District average: **83%** Greenwich Public Schools

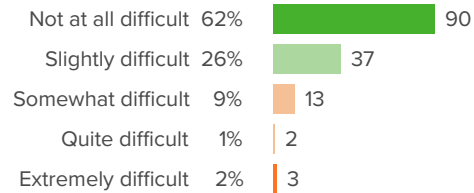
How did people respond?

Q.1: How often do you worry about violence at your child's school?



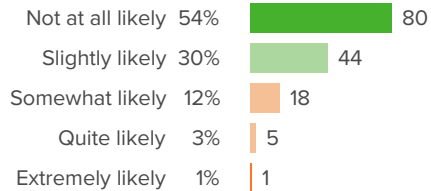
Favorable: **78%**

Q.2: If a student is bullied at your child's school, how difficult is it for him/her to get help from an adult?



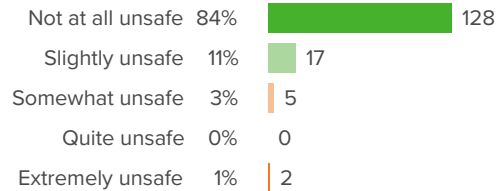
Favorable: **88%**

Q.3: How likely is it that someone from your child's school will bully him/her online?



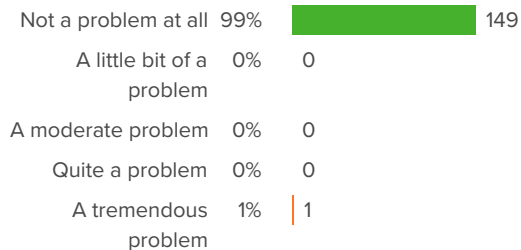
Favorable: **84%**

Q.4: Overall, how unsafe does your child feel at school?



Favorable: **95%**

Q.5: To what extent are drugs a problem at your child's school?



Favorable: **99%**



Student experience

Your average

89%

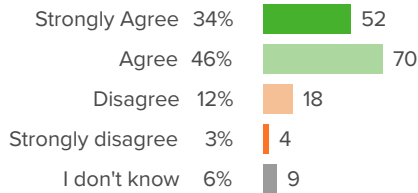
153 responses

School Type average: **89%** Elementary Schools

District average: **88%** Greenwich Public Schools

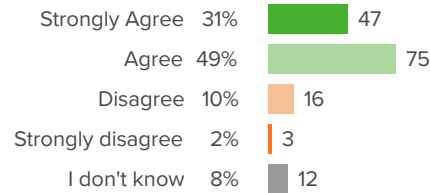
How did people respond?

Q.1: Teachers at this school provide my child with high-quality feedback about his/her academic, social, and behavioral progress.



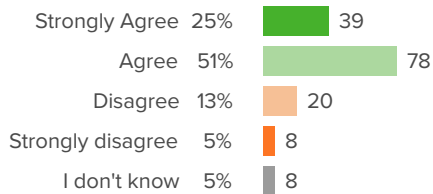
Favorable: **85%**

Q.2: My child can get the extra help and resources they need to be successful.



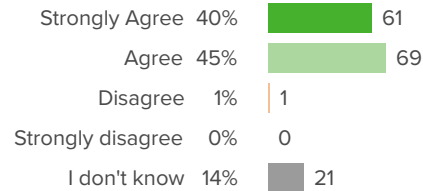
Favorable: **87%**

Q.3: My child is challenged to meet high expectations at this school.



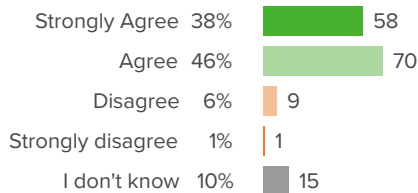
Favorable: **81%**

Q.4: My child is taught to respect individual differences at school (gender, race/ethnicity, culture, socio-economics, disability, etc.)



Favorable: **99%**

Q.5: The rules are fairly and consistently enforced at this school.



Favorable: **93%**