

OLSD Assistive Technology and Universal Supports

jennifer_rahschulte@olsd.us
x4636

What is AT?

*Assistive technology is any item, piece of equipment, software, product system that is used to increase, maintain or improve the functional capabilities of a person with a disability.

*IEP or 504 Documentation

Universal Supports VS Assistive Technology

*Universal Supports (or Universal Design for Learning) are built into widely available technology throughout the district. Any student can access.

*Assistive Technology is specially designed technology for a specific student. The student has to use in order to access the curriculum and it is written in their IEP.

Who Can I Contact for AT?

- *Pupil Services

- *Referral Process

- *Team Responsibilities

- *Eval vs Consult

- *Resources

What AT Does the District Own?

Welcome

SGDs

Switches

Interfaces

Mounts

Accessible
Toys

Assistive Technology Lending Libraries

*Put your name/building beside the item/s
you want, and they will be sent to your building.

Don't see what you want? Email
jennifer_rahschulte@olsd.us

Assistive Tech Tips

Tip 1



Have an account? Login here: <https://lessonpix.com/>
Need an account? Email jennifer_rahschulte@olsd.us
Want to get started? [Watch this](#)

18 Easy Ways to Use Visual Supports:

*choice boards*schedules*if/then*labeling objects in your classroom*sequencing a task*token boards*guided reading*classroom routines*social stories*scripts*writing prompts*communication*to do lists*work folders*contingency map*emotional regulation*reinforcement*visual prompts

Tip 2





My Bookshare

My Bookshare

- [My History](#)
- [My Reading Lists](#)
- [Members](#)
- [Sponsors](#)
- [Upload Roster](#)
- [Organization Info](#)
- [My Requests](#)
- [Download Reading Tools](#)
- [My Account](#)

Learn More

- [How to Use Reading Lists](#)
- [Select a Reading List](#)
- [Compare Account Types](#)

Welcome Jennifer Rahschulte



**Books Beloved -
Share your favorite Bookshare book!**

Recent News

[Investigate a Disappearance with the Bookshare Book Club](#)

[Ebooks are Here to Stay: 7 Benefits for Students with Special Needs](#)

[Launch into Learning: Honor Student with Dyslexia Relies on Digital Tools for School Success](#)

Individual Student Report: Olen Tangy

[✎ Edit Student](#)

Sort by: ▾

Current School Year ▾

Show Books on Bookshelf

Select All Audiobooks

Bulk Actions ▾

	Title	Pages Read	Date Added	Assigned By
<input type="checkbox"/>	 Doll Bones By: Holly Black; Eliza Wheeler (Illustrator)	106	9/9/2021	Olen Tangy

[➡ Remove from Bookshelf](#)

Manage Student

[🔑 Reset Student Password](#)

[🖨️ Print Student Log-in](#)

[📄 Summary Report](#)

[✕ Archive Student](#)

Student ID

555555

LA Username

Olen555555

Grade Level

>12

Email

Chrome Tools



Co:Writer Tools

How it Works



Co:Writer Tools Overview

Sign in and out of Co:Writer, change your settings, and create your topics

Create topic from current page

Change your speech, font, and color settings in Co:Writer

The image shows a screenshot of the Co:Writer extension menu. It contains the following items from top to bottom:

- Co:Writer**: A power button icon and a toggle switch that is currently turned on (blue).
- Create topic from this page**: A book icon.
- Create topic from selected text**: An 'A' icon with a selection box.
- Options**: A gear icon.
- Sign out**: An arrow icon pointing right.

 Lines connect these items to their respective descriptions on the right.

Turn Co:Writer **ON** and **OFF**

Create topic from highlighted text

Sign out of your Co:Writer account

Get Words (Word Prediction)

The word prediction box shows a list of words:

- 1 The
- 2 Of
- 3 And
- 4 To

 At the bottom right of the list is a numeric keypad with '123'. Below the list are three icons: a pencil (labeled 'Type'), an open book, and a microphone.

The numeric keypad shows numbers 1 through 5 in the top row and 6 through 0 in the bottom row. Below the numbers is the text 'abc'. At the bottom of the keypad are three icons: a pencil (labeled 'Type'), an open book, and a microphone.

1. Type one or two letters of a word.
2. Choose the word from the list (in the word prediction box) or hover the mouse over a word to hear it spoken before selecting.
 - a. Click the word to put it into the document — **OR** —
 - b. Use the keyboard to press the number next to the predicted word.
3. To type numbers into the document, click **123** — type the numbers by clicking on the numbers or using the keyboard keys. To return to typing text, click **abc**

Word Bank QUICK CARD

Word Bank Tools



Turn Word Bank **ON/OFF**

(Grey = OFF; Blue = ON)

How it Works

1. Click  to log into Word Bank.

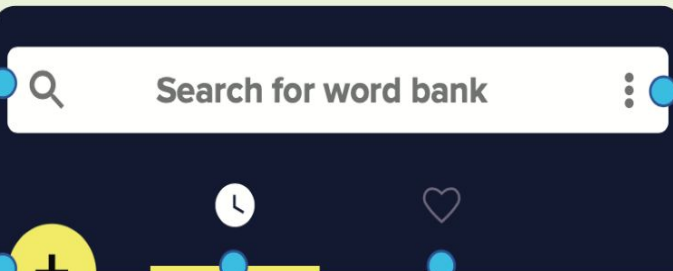


2. Click  to turn Word Bank **ON** or  to turn Word Bank **OFF**.

Word Bank Overview

Create and find word banks, save your favorites, and change your settings.

Find a word bank



More options







Create a new word bank

Read&Write for Google Chrome™

Key Tools for Basic Usage (Students-Teachers) v5.20



This document reviews the tools available on Docs, Web and PDF toolbars:

Tools	Icon	How to make the tools work	Teaching & Learning: Best Practices & Outcomes
<p style="text-align: center;">Text to Speech</p> <p style="text-align: center;">Read Aloud</p> <p>Watch video</p> <p>Voice options</p>	  	<p>Highlight word or sentence or paragraph to be read.</p> <p>Click the  Play button.</p> <p>Click the  Pause to stop for a moment, and again to keep going.</p> <p>Click the  to Stop reading.</p>	<p>-Text to Speech increases comprehension, spelling error detection & understanding word meanings for all learners.</p> <p>-Scaffolds decoding for new readers, ELLs, visually impaired, and struggling readers.</p>


Universal Supports

Spelling/Grammar

*Tools > Spelling & Grammar > Check On

*Google Auto Complete

*Grammarly Chrome extension (free version)



 My Grammarly

 Account

 Apps



Using Grammarly
for work?

Get Grammarly
Business for your
entire team.

[Learn More](#) >



Add Grammarly to macOS

Edit existing documents or start writing new ones with Grammarly's convenient desktop app.

[Install now](#)

[Remind me later](#)

[Dismiss](#)

Search...



New



Upload

Ashland Course: Ocalicon

Ashland Course:
Ocalicon 2018 Jennifer
Rahschulte MEd OTR/L
ATP Ocalicon 2018 had
a different feel this

35

Black and the white

Black and the white
badger was looking for
a symbolic relationship
with a Honeyguide
Bird. I will keep
protecting you and
break open a beehive

Black and the whit

Black and the whit
badger were looking
for a symbolic
relationship with a
Honeyguide Bird. I will
keep protecting you
and break open a

Black and the white

Black and the white
badger was looking for
a symbiotic
relationship with a
Honeyguide Bird. I will
keep protecting you
and break open a

Google Voice Typing

*Tools > Voice Typing

*Tips:

- Use a clear voice close to the screen.
- Use in a place with minimal ambient noise.
- Insert final punctuation.
- Discuss implementation (brainstorming vs single word insertion)

Google Read&Write (free version)







- *Pin extension to browser bar.
- *Use settings to eliminate inaccessible tools.
- *Change reading rate.
- *Use for text reading vs editing.

Read&Write for Google Chrome™

Key Tools for Basic Usage (Students-Teachers) v5.20



This document reviews the tools available on Docs, Web and PDF toolbars:

Tools	Icon	How to make the tools work	Teaching & Learning: Best Practices & Outcomes
<p style="text-align: center;">Text to Speech</p> <p style="text-align: center;">Read Aloud</p> <p style="text-align: center;">Watch video</p> <p style="text-align: center;">Voice options</p>	  	<p>Highlight word or sentence or paragraph to be read.</p> <p>Click the  Play button.</p> <p>Click the  Pause to stop for a moment, and again to keep going.</p> <p>Click the  to Stop reading.</p>	<p>-Text to Speech increases comprehension, spelling error detection & understanding word meanings for all learners.</p> <p>-Scaffolds decoding for new readers, ELLs, visually impaired, and struggling readers.</p>

Troubleshooting

- *Make sure the school account is being used.
- *If on a computer and not a Chromebook, sync the browser.
- *If the extension is not showing up, make sure it is pinned to the browser bar.
- *If all else fails, restart.

iPhone Tools

Student iPhone Uses:



*Picture Annotation

*Scan/OCR

*Reminders

*Alarms

*Calendar

*Enable Dictation

*Speech Select/Speak Screen

Questions