

Name:

Date:

Class:



Logging onto your Office 365 student account at home.



Step 1: log onto <https://www.ccboe.com/>

Step 2: Scroll down and click on the Office 365 link.

Step 3: Sign in. STUDENT#@ccboe.com

Password: _____

Step 4: On the left side of your screen select the Apps Launcher













Step 5: Select  Clever 

Step 6: Select 

This login allows you to access the following



Apps

-  Outlook
-  OneDrive
-  Word
-  Excel
-  PowerPoint
-  OneNote
-  SharePoint
-  Teams
-  Class Notebook
-  Sway
-  Forms
-  Clever

All apps →

Have Fun Learning!

As a student in Charles County Public School, the Department of Technology has provided a free and unique login to our computer system. In order to keep your account secure, passwords will change at the beginning of each school year.

Any questions please contact: tmehall@ccboe.com

Mrs. Mehall Dr. Higdon Technology Coordinator