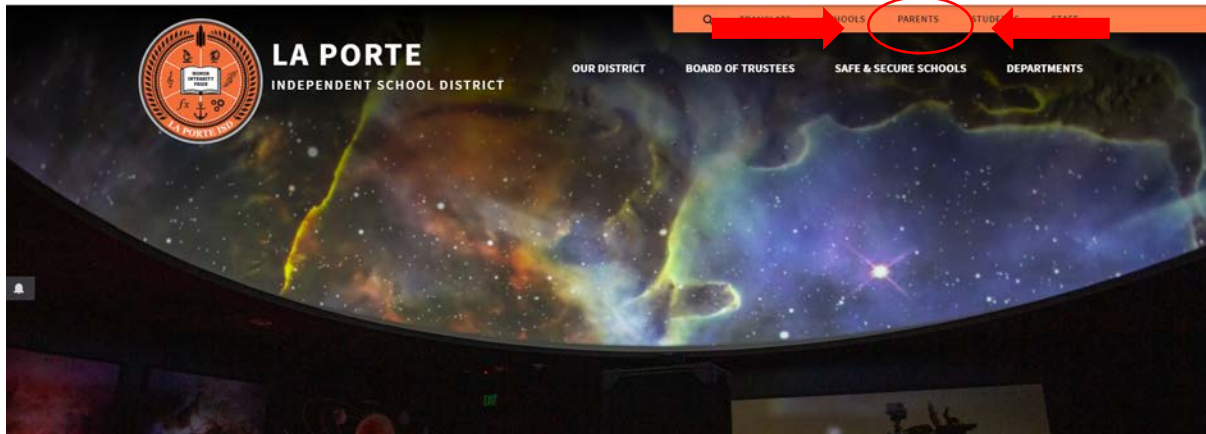


Accessing Student Information Via Home Access

1. Access the parent portal on the district website (www.lpsid.org) using the **Parents** link in the upper right corner.



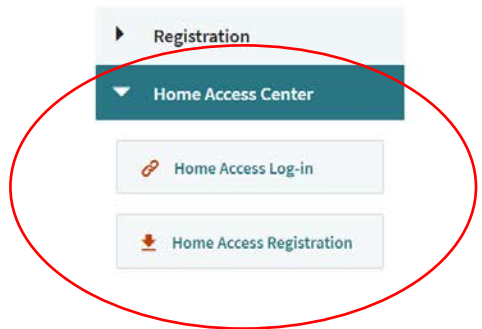
2. Choose **Home Access Center** → **Home Access Log-In** to access your account. (If you do not have an account, please follow the directions under **Home Access Registration** to have an account created.)

Parents Portal

Welcome to our Parent Portal! We've gone through great efforts to ensure that this page includes the most often requested resources. Don't see something? Please, [send us an email](#).

COVID-19 ADJUSTED GRADING POLICY

▶ Volunteer Information



3. Login with your Username and Password to access your account.

🔒 Login

Welcome to Home Access Center! Please enter your login name and password. 4.007

Please enter your account information for Home Access Center.

User Name:

Password:

[Forgot My Username or Password](#)

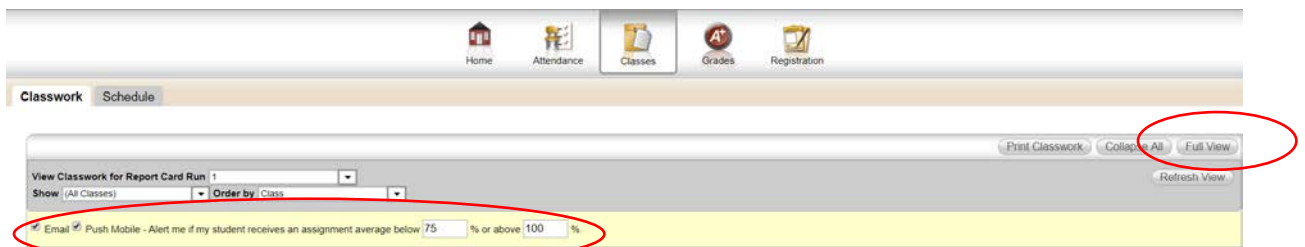
© 1996-2019 SunCoast Public Center Inc. All Rights Reserved. This

4. In Home Access, you will have several options:



a. ATTENDANCE: Allows you to view absences and tardies.

b. CLASSES: Allows you to see the gradebook/assignments for each class. Choose **Full View** to see the average for each class. Parents can also set up automatic emails for assignments based upon the grade a student receives.



c. GRADES: Allows you to see progress reports (IPR), report cards, and STAAR test results.

