
 The picture can't be displayed.


## Storm Registration

- The registration system enables you to pay, pull your physical date, and have you go through all necessary forms, in one stop.
- **YOU NEED TO CREATE A NEW ACCOUNT**
- **NEED:**
  - Student ID # (found in skyward)
  - Student Date of Birth
  - Credit Card (to pay for the activity fee)

 The picture can't be displayed.

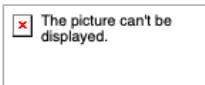
## STUDENT ID NUMBER

- To find your student's ID number in skyward, login to your Skyward Family Access at:  
<https://mystudent.isd47.org/scripts/wsisd.dll/WService=wsEAplus/seplog01.w>
- Choose Student Info on left menu

 The picture can't be displayed.


Once logged in, click Student Info in the left side bar.

\*If you forgot your skyward login, please call the main office of the school your child attends (HS – 253-4700, MS – 654-9073)

 The picture can't be displayed.

## STUDENT ID NUMBER

- Below your child's picture, you will see OTHER ID, that is your student's ID number (8 digits). You will need this along with your child's date of birth to begin registration.

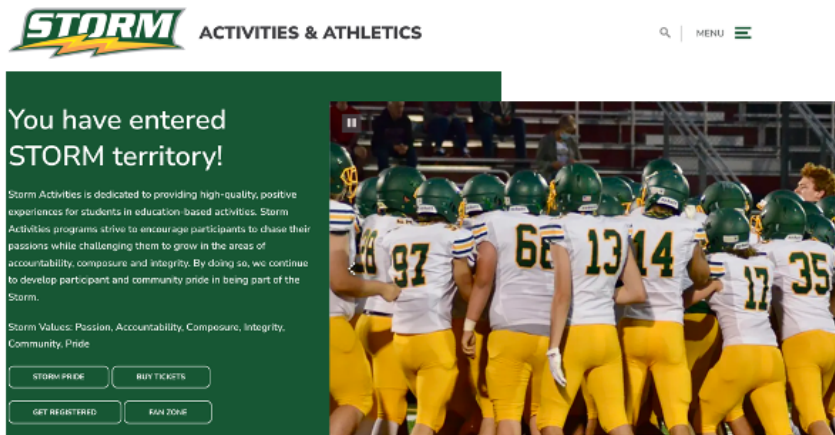
 The picture can't be displayed.

On the student info page, you will see your child's Other ID (their student ID number).  
\*If you forgot your skyward login, please call the main office of the school your child attends (HS – 253-4700, MS – 654-9073)

 The picture can't be displayed.

# REGISTRATION

- Once you have your student's ID number, you will visit [storm.isd47.org](http://storm.isd47.org) and choose the **GET REGISTERED** button.



The screenshot shows the top of the STORM Activities & Athletics website. The header includes the STORM logo, the text "ACTIVITIES & ATHLETICS", a search icon, and a menu icon. Below the header is a green banner with the text "You have entered STORM territory!". To the right of the text is a photograph of a football team in white jerseys and yellow pants, huddled together. Below the text and image, there are four buttons: "STORM PRIDE", "BUY TICKETS", "GET REGISTERED", and "FAN ZONE".

**STORM** ACTIVITIES & ATHLETICS


SEARCH | MENU

You have entered  
**STORM** territory!

Storm Activities is dedicated to providing high-quality, positive experiences for students in education-based activities. Storm Activities programs strive to encourage participants to chase their passions while challenging them to grow in the areas of accountability, composure and integrity. By doing so, we continue to develop participant and community pride in being part of the Storm.


Storm Values: Passion, Accountability, Composure, Integrity, Community, Pride

STORM PRIDE BUY TICKETS  
GET REGISTERED FAN ZONE

 The picture can't be displayed.

# REGISTRATION

- Choose the Red Soccer Ball Icon to create an account and register for an activity.

 The picture can't be displayed.

Choosing the red soccer ball icon will bring you to the login screen where you will use the following instructions to create an account (which is why you needed the Student ID #)



Parent(s) or guardians will **need to create a USER ACCOUNT** for themselves and then connect your students to your new USER ACCOUNT

You will be asked later in the process to “Connect” to your student(s) by entering your student’s birth date and Student ID #

Select the button **“Click here to begin our user setup process”**



### New Account Registration

Enter your basic account details

Registration Progress: Step 1 of 3

The **User Account** manages your login, billing address, primary email, and phone number. To pay or register for items you will be asked to create a **Family (household) Account** and then add **Member Profiles** for either yourself and/or other household members.

STEP

1

Your Email Address

Email Address

Your email address will be the account name you use to log into our site.

**Enter your email.  
This will be your  
Username**

Confirm Your Email Address

Confirm Email Address

Re-enter your email address.

Create A Password

Password

Create a secure password you will remember.

**Create a password  
for your User  
Account**

Confirm Your Password

Confirm Password

Re-enter your password.

Register

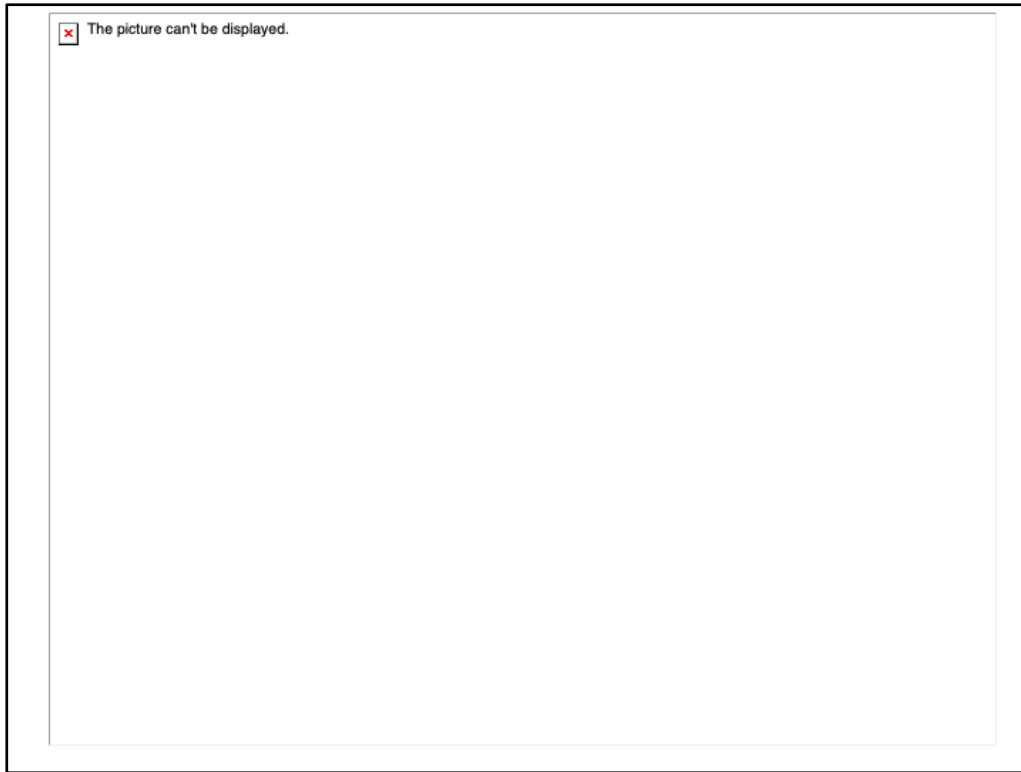
Your new USER ACCOUNT login will be your email address and a unique password created by you

Select the “Register” button to continue on to the next step in the process



You must select the checkbox to agree to the terms of use then select the “Accept” button to advance to the next step for creating a USER ACCOUNT



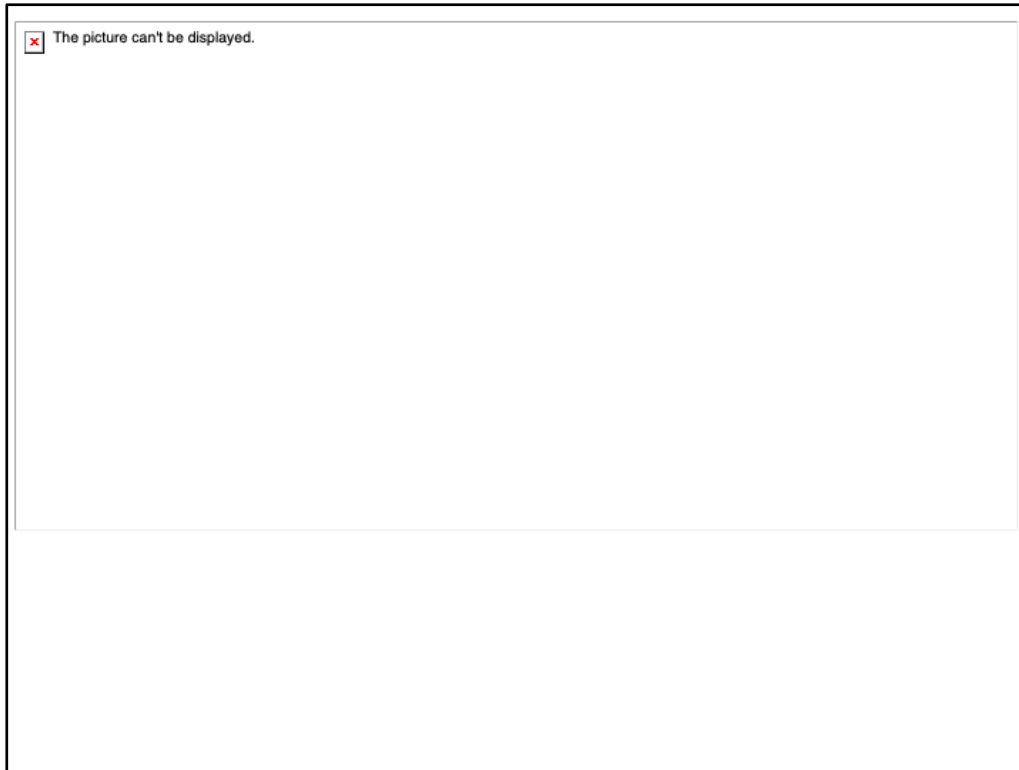


Enter information about yourself regarding your user account then press the "Submit" button



Congratulations! You have just created your USER ACCOUNT

Select the plus “+” icon to add a student to your USER ACCOUNT



Select I do not have a Key as you will have a student ID number to connect your child. DO NOT CLICK YES, I HAVE A KEY.

**Option 1:** the school has distributed to you a 16 digit key.

If so, then select the plus “+” icon “Yes, I have a key to proceed

**Option 2:** Connect to your student without a 16 digit Key. Please lookup and have ready your student ID# and Birth date for this option. Select the “+” “No, I do not have a key”



This is the page to enter the Student ID# and Birth date, Select “Link Family” once you have entered this information.

Upon completion of this step you will be brought to the registration start page (next step).



Congratulations! You have now added your students to your USER ACCOUNT

You only need to complete this process once to link your USER ACCOUNT to your students

REMINDER: you should have received an email requesting that you confirm your new USER ACCOUNT setup. Please make sure you confirm your USER ACCOUNT email. If you do not your login will expire

Select either the "Go" button or the Soccer ball to see a list of your students and to begin registration



You should now see a list of students associated to your USER ACCOUNT.

Choose Register and this will walk you through step by step to register your student in an activity, the activities your student is eligible for (depending upon sex, age, etc.) will only be displayed in that student's registration list.

If you have further questions, please call the Activities Office at 320-258-1779.