



Applying to Meadowridge School

step-by-step guide of our online process

Thank you for considering Meadowridge School for your family. This guide will take you through our online application process using the Meadowridge Hub powered by Blackbaud.

If you are a current family please log into The Hub with your login and click “Sibling Application” under Resources

STEP 1: Submit an Inquiry Form

1) Visit www.meadowridge.bc.ca/inquire

2) Fill out the fields and submit the form

You will receive a confirmation email of your submission to the email provided. If you don't please check your junk/spam folder or promotions tab (Gmail)

Our Admissions Office will process your inquiry within three business days.

STEP 2: Create your Hub Account

1) Check your email after three business day for your username (the email provided in the inquiry form) and instructions to create your password and access the Meadowridge Hub Apply Portal

2) Click the link in the email to create your password

You will be automatically logged-in once you create your password

STEP 3: Begin The Application Form

If you closed your browser or logged out you will need to log-in with your username and password at www.meadowridge.bc.ca/hub

Once logged-in:

1) If you do not automatically go to your child's checklist, click on your child's name in the upper-left corner

2) Click the “Fill Out” button located on the Checklist next to “Application Form Submitted”

Have you previously applied to Meadowridge School?

If you have applied to Meadowridge in previous years and are experiencing trouble creating an account, contact us at admissions@meadowridge.bc.ca

MEADOWRIDGE SCHOOL

Login Help

To successfully reset your password, please enter a new password in the fields below.

It must be at least 8 characters long and include 1 number(s). Do not use a password the same as your 3 previous passwords.

* New Password

* Re-Enter New Password

Set Password

MEADOWRIDGE SCHOOL

Pebbles News Calendar

Pebbles Flintstone

Admissions Progress Decision Official Notes Contact Card

Checklist

Milestone	Due
✓ Initial Contact	--
✓ Application Form Submitted	<input type="button" value="Fill Out"/> --



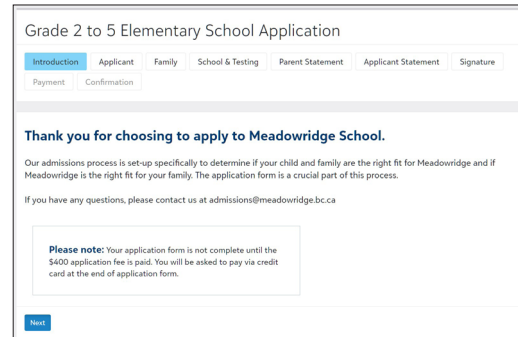
STEP 3: Complete The Application Form

The application form will have multiple sections for you to fill in.

At the end of each section you can press the “next” button or click on the section name above.

When you submit the application form on the Signature page you will be directed to pay the \$400 CAD application fee via credit card

Please note: The application form is not considered submitted until the application fee is paid. If you are having trouble paying via credit card please contact admissions@meadowridge.bc.ca.



Grade 2 to 5 Elementary School Application

Introduction Applicant Family School & Testing Parent Statement Applicant Statement Signature

Payment Confirmation

Thank you for choosing to apply to Meadowridge School.

Our admissions process is set-up specifically to determine if your child and family are the right fit for Meadowridge and if Meadowridge is the right fit for your family. The application form is a crucial part of this process.

If you have any questions, please contact us at admissions@meadowridge.bc.ca

Please note: Your application form is not complete until the \$400 application fee is paid. You will be asked to pay via credit card at the end of application form.

Next

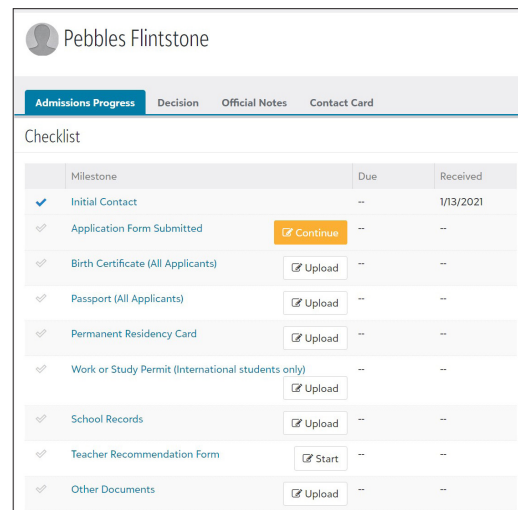
STEP 4: Managing Your Checklist

Every candidate will be assigned a checklist of items to complete as part of the application to Meadowridge.

Click on your child’s name in the upper-left corner to access their checklist under the “Admissions Progress” tab.

For checklist items that require a document to be uploaded (report cards, birth certificate) click on the “Upload” button next to that checklist item.

Please note: Only one file can be uploaded per checklist item. if you have multiple files to include they will need to be combined into a single document.



Pebbles Flintstone

Admissions Progress Decision Official Notes Contact Card

Checklist

Milestone	Due	Received
✓ Initial Contact	--	1/13/2021
✓ Application Form Submitted	--	--
✓ Birth Certificate (All Applicants)	--	--
✓ Passport (All Applicants)	--	--
✓ Permanent Residency Card	--	--
✓ Work or Study Permit (International students only)	--	--
✓ School Records	--	--
✓ Teacher Recommendation Form	--	--
✓ Other Documents	--	--

As items are completed and processed by our Admissions Office the checkmark will be filled in next to the item.

Troubling logging in? Forgot your password?

Visit www.meadowridge.bc.ca/password-reset or click “Forgot login or First time logging in?” on the login page

Enter your email, check “Password”, and click the “Send” button

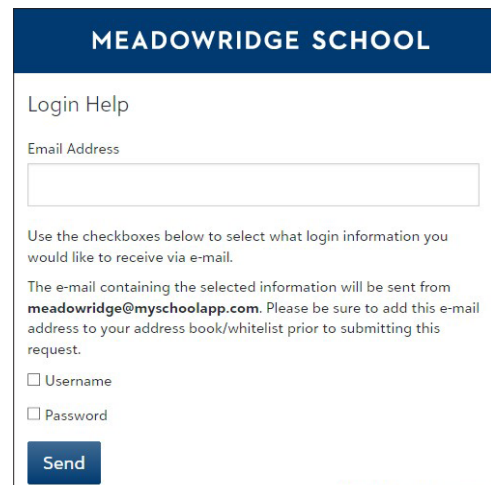
You will get an email with a link to reset your password

Links to bookmark:

meadowridge.bc.ca/hub Meadowridge Hub Apply Portal Login

meadowridge.bc.ca/inquire Meadowridge School Inquiry Form

meadowridge.bc.ca/admissions/apply Admission Process



MEADOWRIDGE SCHOOL

Login Help

Email Address

Use the checkboxes below to select what login information you would like to receive via e-mail.

The e-mail containing the selected information will be sent from meadowridge@myschoolapp.com. Please be sure to add this e-mail address to your address book/whitelist prior to submitting this request.

Username

Password

Send

If you have any questions or need assistance with the online application please contact our Admissions Office at admissions@meadowridge.bc.ca or 604.467.4444.