

RECOMMENDED BUDGET

2017-18 School Year

As of August 21, 2017



Fund Types**Budgeted Funds:**

- General Fund
- Transportation
- Tuition
- Retirement
- Adult Education
- Technology
- Flexibility
- Debt Service
- Building Reserve

Description of Funds**General Fund**

The General Fund is the largest fund and is the chief reporting vehicle for current operations. Salaries, Benefits, Purchased Services and Supplies and Materials are the top expenditures being paid out of the General Fund. The General Fund is funded through state aid, property tax, and non-levy revenue. Property taxes are computed using a mathematical procedure called a mill rate.

Transportation Fund

The Transportation Fund is used to pay for school-to-home transportation of students. The fund is financed with state, county, and district revenue. The district revenue includes fees paid by students that live within the District's fee-paying boundary. Transportation Fund expenditures include a contract with First Student Transportation.

Tuition Fund

The Tuition Fund is used to pay tuition for Billings Public Schools' students attending other schools in and out of our district and certain special education and other educational expenditures within the district. The fund is financed with local levy and non-levy revenue. Montana state law provisions require the resident district to pay tuition in special cases. Billings Public Schools pays tuition for the education of students attending Yellowstone County Youth Services Center, Yellowstone Boys and Girls Ranch and Yellowstone Academy. Under Senate Bill 191 passed by the 2013 Legislature, the District may assess a tuition fund levy for special education costs in excess of special education funding received. This was a nice tool given to school districts as the state has flat lined SPED reimbursement to schools, while local SPED costs have sky rocketed in respect to other areas of school expenditures.



Retirement Fund

The Retirement Fund is used to pay the District's portion of Social Security, Teachers Retirement (TRS), Public Employees Retirement (PERS), and Unemployment Insurance for all District employees. The Retirement Fund is financed primarily with a countywide levy, and to a lesser extent, investment earnings and fund balance re-appropriated. During the 2013 Legislative session, House Bill 377 and 454 was enacted into law which required the District to contribute an additional 1% of compensation into the TRS and PERS plans for FY14. This amount measured an additional 0.1% each fiscal year going forward.

Adult Education Fund

The Adult Education Fund is used to pay for adult education. Programs to attain GED's, high school diplomas, as well as remedial college prep classes are offered. The fund is financed with local levy, tuition, and non-levy revenue.

Technology Fund

The Technology Fund is used for the purchase, rental, repair, maintenance, and depreciation of technological equipment. This includes computers and computer network access and associated technical training for District personnel. The fund is financed with state money and other local, state, private, and federal funds received for the purpose of funding technology or technology-associated training. In May 2010 the High School District passed approximately \$1.1 million technology levy. The Elementary District passed a \$1.2 million technology levy in May 2013. This levy provides technology to ensure the success of the students. From the 2017 legislature, they removed the technology funding from Timber Funds that school districts received to help for technology costs.

Flexibility Fund

This fund is a "special fund" authorized by the 2002 legislature and funded by the State. This fund allows districts wide latitude in spending. In general, the Flexibility Fund was designed to allow school districts to spend money outside the spending caps imposed by legislation.

Debt Service Fund

The Debt Service Fund is used to pay interest and principal on outstanding bonds and special improvement district assessments. The fund is financed with a local tax levy, state revenues, and non-tax revenues. In November 2013, the elementary district approved a \$122.3 million bond levy to address technology, deferred maintenance and construction of two new middle schools.

Building Reserve Fund

The Building Reserve Fund is used to pay for major maintenance, remodeling, and building projects. The fund is established upon passage of a voted levy that authorizes the levy for up to 20 years. The amount levied in one year is limited to the total authorized levy divided by the number of years authorized. Fund balance re-appropriated and non-levy revenues are also sources of funding for the Building Reserve Fund. Currently, the District does not have any voter approval authorization to levy in this fund.



Budget Report
FY 2018
56 Yellowstone
0965 Billings Elem

Submit ID:

Summary

Fund [A]	Adopted Budget [B]	Total Reserves (961-966) [C]	Reserve Limit [D]	% of Adopted Budget Reserved (C/B) x 100 [E]	Unreserved Fund Balance Reappropriated (970) [F]	Other Revenue [G]	District Property Tax Requirements (B - F - G = H) if < 0, enter 0 [H]	District Mill Levies H / (TV x .001) [I]
01 General	77,787,650.65	6,272,093.68	10%	8.06%	0.00	52,883,207.25	24,904,443.40	119.28
10 Transportation	4,284,900.00	433,569.95	20%	10.12%	0.00	1,692,655.08	2,592,244.92	12.41
11 Bus Depreciation	0.00	0.00	N/A	0.00%	0.00	0.00	0.00	0.00
13 Tuition	3,213,891.58		N/A		1,571,733.24	0.00	1,642,158.34	7.86
14 Retirement	13,000,000.00	2,600,000.00	20%	20.00%	101,298.07	12,898,701.93		
17 Adult Education	595,000.00	0.00	35%	0.00%	111,804.48	0.00	483,195.52	2.31
19 Non-Operating	0.00	0.00	N/A	0.00%	0.00	0.00	0.00	0.00
28 Technology	1,699,628.28	0.00	N/A	0.00%	292,903.60	206,724.68	1,200,000.00	5.75
29 Flexibility	1,274,231.68	0.00	N/A	0.00%	1,274,231.68	0.00	0.00	0.00
61 Building Reserve	272,323.95	0.00	N/A	0.00%	272,323.95	0.00	0.00	0.00
Total of All Funds	102,127,626.14	9,305,663.63			3,624,295.02	67,681,288.94	30,822,042.18	147.61

50 Debt Service								
Tax Jurisdiction								
ELBond	10,911,642.36	0.00	20-9-438	0.00%	0.00	529,450.76	10,382,191.60	49.72



Budget Report

FY 2018

56 Yellowstone

0966 Billings H S

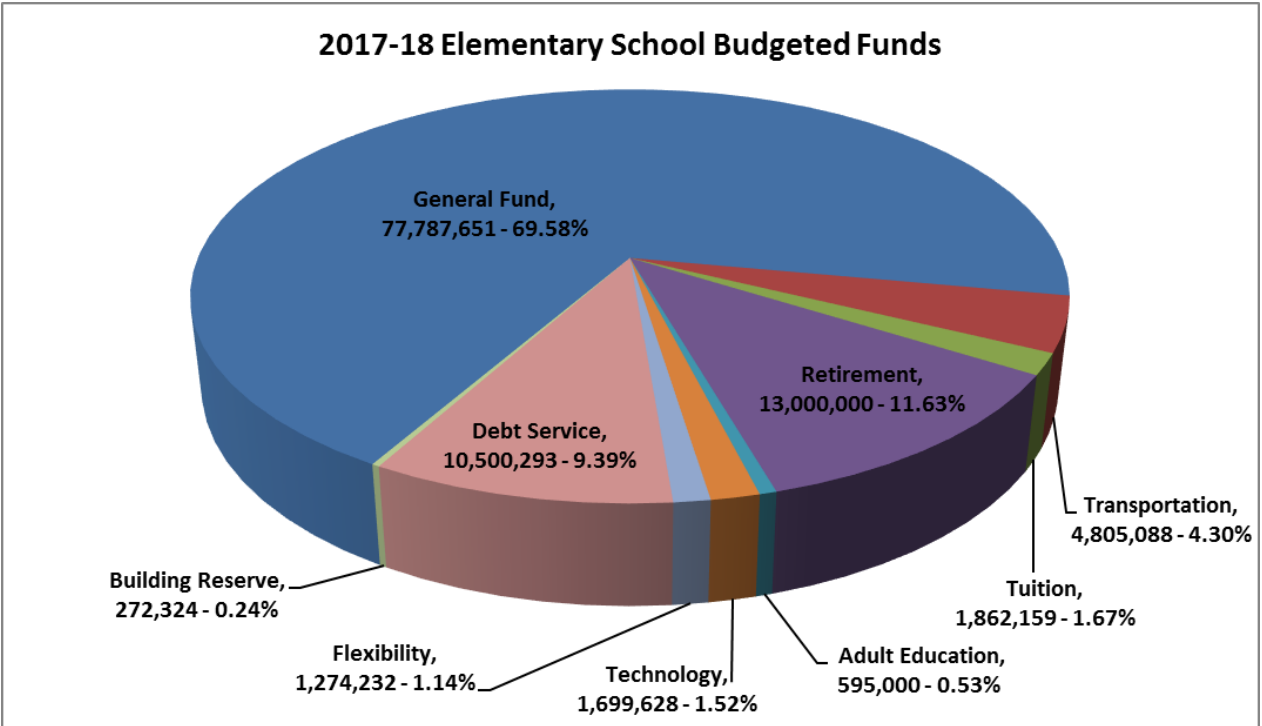
Submit ID:

Summary

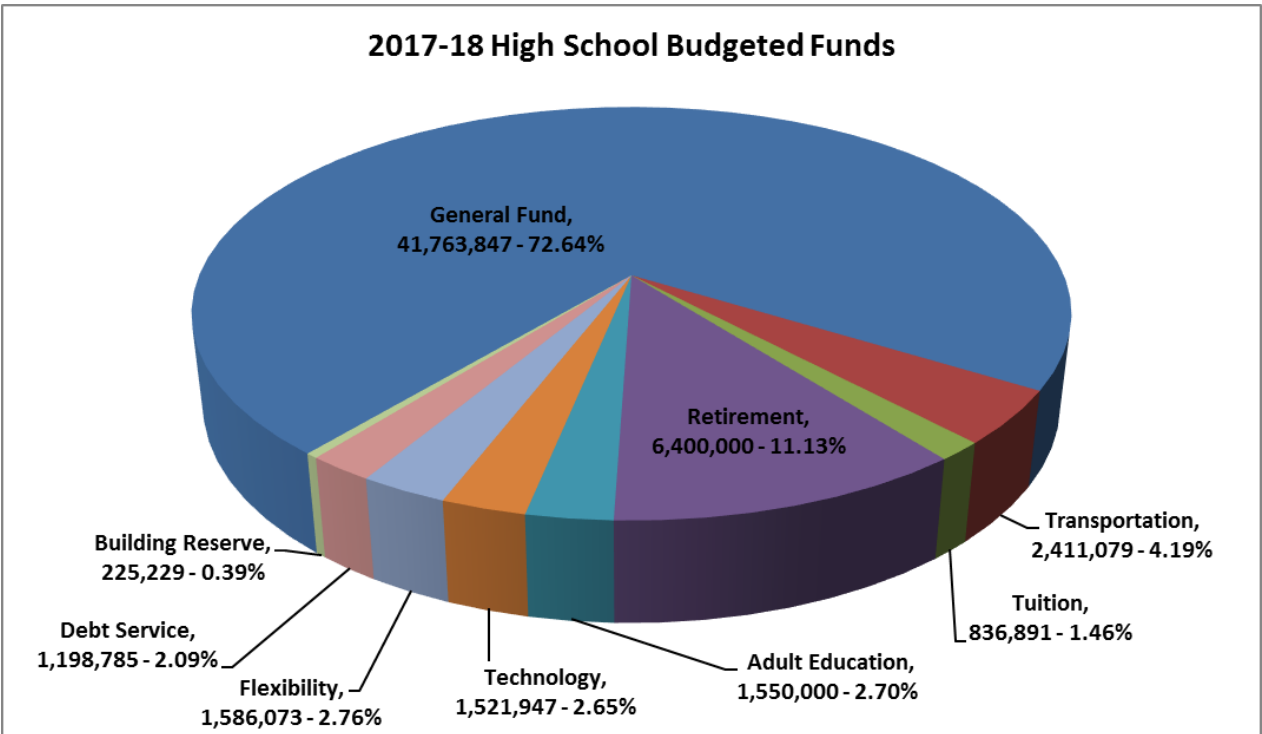
Fund [A]	Adopted Budget [B]	Total Reserves (961-966) [C]	Reserve Limit [D]	% of Adopted Budget Reserved (C/B) x 100 [E]	Unreserved Fund Balance Reappropriated (970) [F]	Other Revenue [G]	District Property Tax Requirements (B - F - G = H) If < 0, enter 0 [H]	District Mill Levies H / (TV x .001) [I]
01 General	41,763,829.91	4,173,882.99	10%	9.99%	0.00	27,337,608.58	14,426,221.33	50.94
10 Transportation	2,200,000.00	369,701.73	20%	16.80%	0.00	723,020.39	1,476,979.61	5.22
11 Bus Depreciation	0.00	0.00	N/A	0.00%	0.00	0.00	0.00	0.00
13 Tuition	675,387.26		N/A		238,496.19	0.00	436,891.07	1.54
14 Retirement	6,400,000.00	1,280,000.00	20%	20.00%	48,451.47	6,351,548.53		
17 Adult Education	1,550,000.00	300,000.00	35%	19.35%	559,866.49	280,000.00	710,133.51	2.51
19 Non-Operating	0.00	0.00	N/A	0.00%	0.00	0.00	0.00	0.00
28 Technology	1,521,946.78	0.00	N/A	0.00%	422,487.78	0.00	1,099,459.00	3.88
29 Flexibility	1,586,072.18	0.00	N/A	0.00%	1,329,537.08	256,535.10	0.00	0.00
61 Building Reserve	225,228.65	0.00	N/A	0.00%	225,228.65	0.00	0.00	0.00
Total of All Funds	55,922,464.78	6,123,584.72			2,824,067.66	34,948,712.60	18,149,684.52	64.09

50 Debt Service								
Tax Jurisdiction								
HSBond	1,206,502.00	0.00	20-9-438	0.00%	39.41	487,004.24	719,497.76	2.54

2017-18 Elementary School Budgeted Funds

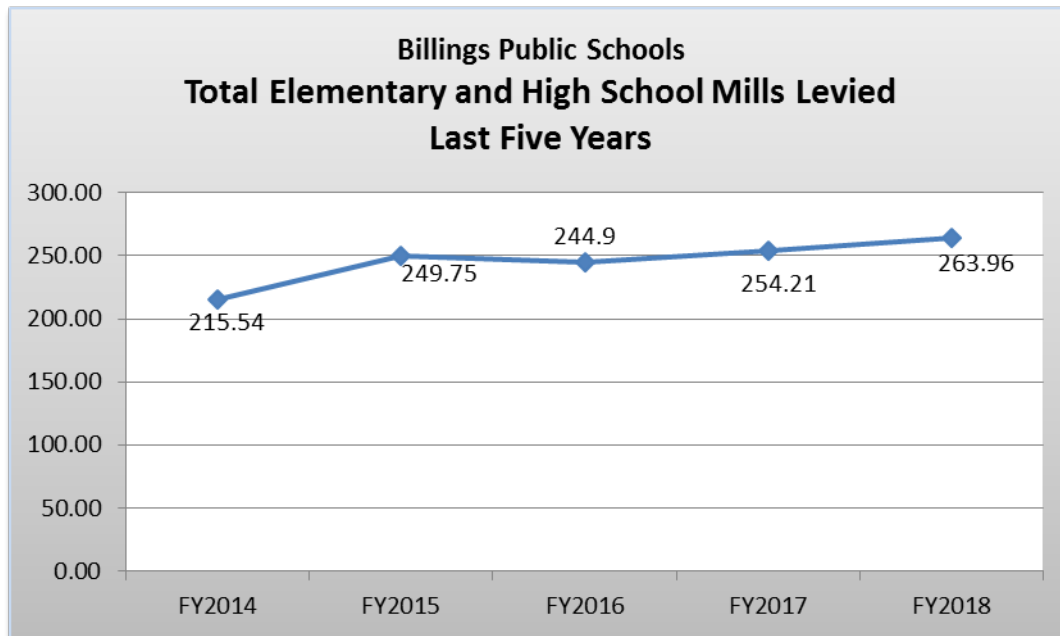


2017-18 High School Budgeted Funds



The Impact of Budget on Taxpayers

School districts are required to impose a tax levy to finance the local share of total program revenue. The Department of Revenue office determines the assessed valuation of all property located within a district's boundaries (e.g. residential, commercial, agricultural, oil and gas). The amount of property tax in Montana is not determined solely by the property's value. The property's value is multiplied by a tax rate, set by the legislature, to determine its taxable value. The taxable value is then multiplied by the millage rate. A mill is one tenth of one cent and the millage rate varies from year to year depending on numerous factors.





2017/2018 Recommended Budget

All Elementary District Budgeted Funds by Function

Combined Statement of Revenues, Expenditures by Function
 All Elementary District Budgeted Funds by Function
 Adopted Budget FY 18

	General	Transportation	Tuition	Retirement	Adult Education	Technology	Flexibility	Debt Service	Building Reserve	Total Budgeted Funds
REVENUES										
Federal Revenue								529,451		529,451
State of Montana	52,981,477	860,388				206,724				54,048,589
Yellow stone County		656,130		13,000,000						13,656,130
District Revenue	24,806,174	3,288,570	1,862,159		595,000	1,492,904	1,274,232	9,970,842	272,324	43,562,205
Total Revenues	77,787,651	4,805,088	1,862,159	13,000,000	595,000	1,699,628	1,274,232	10,500,293	272,324	111,796,375
EXPENDITURES										
Instruction	52,033,733	215,407	1,862,159	9,472,785	349,430	1,198,145	1,274,232			66,405,892
Support Services	5,285,964			860,227						6,146,191
Instructional Services	741,826			637,688						1,379,514
Educational Media Services	3,643,513			162,800		501,483				4,307,796
General Administration	1,142,582			26,950						1,169,532
School Administration	5,638,256			943,300	215,270					6,796,826
Business Services	1,127,621			150,250	30,300					1,308,171
Operations and Maintenance	7,216,839	7,754		531,800						7,756,393
Student Transportation	10,342	4,581,927		116,500						4,708,769
Support Services Central										0
Community Service										0
Extracurricular Activities	2,500									2,500
Athletics	768,140			79,500						847,640
Building Improvement/ Facility Acquisition	20,834			18,200					272,324	311,358
Debt Service	85,500							10,500,293		10,585,793
Transfers	70,000									70,000
Total Expenditures	77,787,651	4,805,088	1,862,159	13,000,000	595,000	1,699,628	1,274,232	10,500,293	272,324	111,796,375
Net Revenues (Expenditures)	0	0	0	0	0	0	0	0	0	0



All High School District Budgeted Funds by Function

BILLINGS PUBLIC SCHOOLS										
Combined Statement of Revenues, Expenditures by Function										
All High School District Budgeted Funds by Function										
Adopted Budget FY 18										
	General	Transportation	Tuition	Retirement	Adult		Flexibility	Debt Service	Building Reserve	Total Budgeted Funds
REVENUES					Education	Technology				
Federal Revenue								487,527		487,527
State of Montana	27,284,707	408,379					256,535			27,949,621
Yellow stone County		323,243		6,400,000						6,723,243
District Revenue	14,479,140	1,679,457	836,891		1,550,000	1,521,947	1,329,538	711,258	225,229	22,333,460
Total Revenues	41,763,847	2,411,079	836,891	6,400,000	1,550,000	1,521,947	1,586,073	1,198,785	225,229	57,493,851
EXPENDITURES										
Instruction	24,076,825	110,482	836,891	4,437,165	542,200	899,701	1,586,073			32,489,338
Support Services	2,162,157			385,349	220,200					2,767,706
Instructional Services	827,424			40,305						867,729
Educational Media Services	1,521,476			220,914		622,246				2,364,635
General Administration	651,892			36,959						688,851
School Administration	3,254,317			640,363	637,600					4,532,279
Business Services	556,369			113,581						669,950
Operations and Maintenance	4,906,790	5,635		333,646	103,500					5,349,571
Student Transportation		2,294,962		26,936						2,321,898
Support Services Central										0
Community Service										
Extracurricular Activities	8,500			6,667						15,167
Athletics	1,823,093			156,305						1,979,397
Building Improvement/ Facility Acquisition	1,268,947			1,810	46,500				225,229	1,542,486
Debt Service	706,058							1,198,785		1,904,843
Transfers										0
Total Expenditures	41,763,847	2,411,079	836,891	6,400,000	1,550,000	1,521,947	1,586,073	1,198,785	225,229	57,493,851
Net Revenues (Expenditures)	0	0	0	0	0	0	0	0	0	0



General Fund: Elementary

BILLINGS PUBLIC SCHOOLS					
Combined Statement of Revenues, Expenditures					
Elementary District General Fund					
Budget for the Year Ending June 30, 2018					
	FY14	FY15	FY16	FY17	FY18
	Actual	Actual	Actual	Actual	Budget
REVENUES					
Federal Revenue	0	0	0		
State of Montana	49,846,825	51,757,247	52,507,167	53,967,698	52,981,477
Yellow stone County					
District Revenue	21,077,681	21,684,707	22,308,514	21,110,424	24,806,174
Total Revenues	70,924,506	73,441,954	74,815,681	75,078,122	77,787,651
EXPENDITURES					
Salaries	54,747,755	54,848,096	56,793,190	59,240,936	61,040,188
Benefits	8,249,269	8,152,613	8,596,113	9,045,307	9,824,182
Professional & Technical Services	855,060	911,210	1,093,037	1,008,461	848,186
Property Services	1,801,549	1,807,882	1,718,849	1,912,145	1,927,045
Purchased Services	1,157,937	1,340,215	1,088,783	2,027,269	1,486,409
Supplies/Materials	2,377,011	3,205,625	2,050,731	2,154,309	2,287,474
Property & Equipment	310,562	199,275	186,596	88,364	120,655
Other Objects	203,825	210,344	203,727	209,679	183,512
Other Use of Funds	170,000	880,000	2,070,000	0	70,000
Contingency	0	0	0		
Total Expenditures	69,872,968	71,555,260	73,801,026	75,686,470	77,787,651
Net Revenues (Expenditures)	1,051,538	1,886,694	1,014,655	(608,348)	0



General Fund: High School

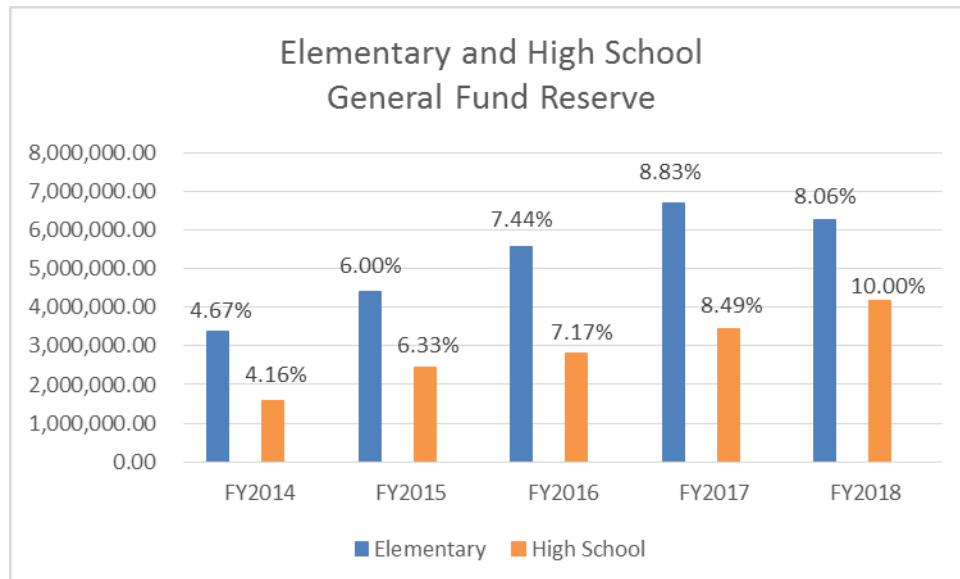
BILLINGS PUBLIC SCHOOLS					
Combined Statement of Revenues, Expenditures					
High School District General Fund					
Budget for the Year Ending June 30, 2018					
	FY14	FY15	FY16	FY17	FY18
	Actual	Actual	Actual	Actual	Budget
REVENUES					
Federal Revenue					
State of Montana	25,532,951	26,217,667	26,411,794	27,456,307	27,284,707
Yellow stone County					
District Revenue	12,513,199	12,440,353	13,253,875	12,590,542	14,479,140
Total Revenues	38,046,150	38,658,020	39,665,669	40,046,849	41,763,847
EXPENDITURES					
Salaries	27,582,560	28,060,085	28,151,079	28,316,878	29,755,816
Benefits	4,094,579	4,198,265	4,136,677	4,232,559	4,531,049
Professional & Technical Services	745,205	836,481	781,486	830,674	890,707
Property Services	1,438,425	1,452,251	1,374,147	1,604,696	1,513,493
Purchased Services	1,104,345	1,210,109	1,173,591	1,491,368	1,488,233
Supplies/Materials	1,360,116	1,304,503	1,096,167	1,184,656	1,505,102
Property & Equipment	614,223	819,639	384,762	207,544	1,300,431
Other Objects	80,757	100,562	83,408	95,487	72,958
Other Use of Funds	180,000	275,000	2,030,000	1,559,930	706,058
Contingency					
Total Expenditures	37,200,210	38,256,895	39,211,317	39,523,792	41,763,847
Net Revenues (Expenditures)	845,940	401,125	454,352	523,057	0

Reserves

Under state law, the District is allowed to reserve up to 10% of the general fund adopted budget. The Board of Trustees has established a goal of maintaining at least a 5% reserve level. These reserves provide the District with sufficient working capital and a comfortable margin of safety to address emergencies and unexpected declines in revenue without borrowing. The chart below shows a five year history of general fund reserves.

General Fund Reserve History

	Elementary General Fund		High School General Fund	
	Total Reserves	% of Adopted budget reserved	Total Reserves	% of Adopted budget reserved
FY2014	3,365,960.78	4.67%	1,585,366.52	4.16%
FY2015	4,416,961.89	6.00%	2,431,305.70	6.33%
FY2016	5,555,668.34	7.44%	2,827,168.59	7.17%
FY2017	6,709,232.88	8.83%	3,454,796.75	8.49%
FY2018	6,272,093.68	8.06%	4,173,882.99	10.00%





Transportation Fund: Elementary

BILLINGS PUBLIC SCHOOLS					
Combined Statement of Revenues, Expenditures					
Elementary District Transportation Fund					
Budget for the Year Ending June 30, 2018					
	FY14	FY15	FY16	FY17	FY18
	Actual	Actual	Actual	Actual	Budget
REVENUES					
State of Montana	714,166	793,346	766,902	740,838	860,388
Yellow stone County	543,983	563,107	562,644	536,580	656,130
District Revenue	2,400,249	2,557,316	2,692,645	2,493,764	3,288,570
Total Revenues	3,658,398	3,913,769	4,022,191	3,771,182	4,805,088
EXPENDITURES					
Salaries	851,016	918,232	941,744	1,007,726	1,171,854
Benefits	266,067	277,654	269,428	343,921	352,372
Professional & Technical Services	13,060	15,097	13,825	16,405	18,500
Property Services	1,390	2,197	1,883	1,586	5,060
Purchased Services	2,411,613	2,456,743	2,608,453	2,700,467	3,231,702
Supplies/Materials	7,007	14,785	19,637	29,301	25,600
Property & Equipment			778		
Other Objects					
Other Use of Funds					
Total Expenditures	3,550,153	3,684,708	3,855,748	4,099,406	4,805,088
Net Revenues (Expenditures)	108,245	229,061	166,443	(328,224)	0



Transportation Fund: High School

BILLINGS PUBLIC SCHOOLS					
Combined Statement of Revenues, Expenditures					
High School District Transportation Fund					
Budget for the Year Ending June 30, 2018					
	FY14	FY15	FY16	FY17	FY18
	Actual	Actual	Actual	Actual	Budget
REVENUES					
State of Montana	327,082	397,740	356,572	352,748	408,379
Yellow stone County	268,693	292,662	271,436	267,612	323,243
District Revenue	1,445,323	1,514,386	1,569,961	1,332,452	1,679,457
Total Revenues	2,041,098	2,204,788	2,197,969	1,952,813	2,411,079
EXPENDITURES					
Salaries	299,097	270,585	351,144	340,072	363,735
Benefits	77,488	75,122	104,946	110,200	101,506
Professional & Technical Services	1,500	1,000	1,000	3,000	3,000
Property Services	516	777	1,062	5,360	5,960
Purchased Services	1,623,496	1,684,206	1,561,765	1,653,387	1,923,678
Supplies/Materials	1,156	4,904	6,087	18,424	13,200
Property & Equipment					
Other Objects	10,160		344		
Other Use of Funds					
SB348 Safety Transfer		196,450			
Total Expenditures	2,013,413	2,233,044	2,026,348	2,130,443	2,411,079
Net Revenues (Expenditures)	27,685	(28,256)	171,621	(177,630)	0



Tuition Fund: Elementary

BILLINGS PUBLIC SCHOOLS					
Combined Statement of Revenues, Expenditures					
Elementary District Tuition Fund					
Budget for the Year Ending June 30, 2018					
	FY14	FY15	FY16	FY17	FY18
	Actual	Actual	Actual	Actual	Budget
REVENUES					
State of Montana					
Yellow stone County					
District Revenue	121,122	1,209,054	1,704,182	2,484,015	1,862,159
Total Revenues	121,122	1,209,054	1,704,182	2,484,015	1,862,159
EXPENDITURES					
Salaries		836,691	1,251,000	864,000	1,280,884
Benefits		248,656		333,000	361,275
Professional & Technical Services					
Property Services					
Purchased Services	158,590	90,530	106,400	149,442	220,000
Supplies/Materials					
Property & Equipment					
Other Objects					
Other Use of Funds					
Total Expenditures	158,590	1,175,877	1,357,400	1,346,442	1,862,159
Net Revenues (Expenditures)	(37,468)	33,177	346,782	1,137,573	0



Tuition Fund: High School

BILLINGS PUBLIC SCHOOLS					
Combined Statement of Revenues, Expenditures					
High School District Tuition Fund					
Budget for the Year Ending June 30, 2018					
	FY14	FY15	FY16	FY17	FY18
	Actual	Actual	Actual	Actual	Budget
REVENUES					
State of Montana					
Yellow stone County					
District Revenue	464,854	316,672	712,126	434,186	836,891
Total Revenues	464,854	316,672	712,126	434,186	836,891
EXPENDITURES					
Salaries			298,778	96,000	340,775
Benefits			89,245	37,000	96,116
Professional & Technical Services					
Property Services					
Purchased Services	330,680	334,180	230,286	297,590	400,000
Supplies/Materials					
Property & Equipment					
Other Objects					
Other Use of Funds					
Total Expenditures	330,680	334,180	618,309	430,590	836,891
Net Revenues (Expenditures)	134,174	(17,508)	93,817	3,596	0



Retirement Fund: Elementary

BILLINGS PUBLIC SCHOOLS					
Combined Statement of Revenues, Expenditures					
Elementary District Retirement Fund					
Budget for the Year Ending June 30, 2018					
	FY14	FY15	FY16	FY17	FY18
	Actual	Actual	Actual	Actual	Budget
REVENUES					
State of Montana					
Yellow stone County	10,326,157	10,590,199	10,146,222	11,505,010	13,000,000
District Revenue	8,838	15,917	10,763	7,230	0
Total Revenues	10,334,995	10,606,116	10,156,985	11,512,240	13,000,000
EXPENDITURES					
Salaries					
Benefits	10,211,198	10,224,966	10,769,580	10,829,302	13,000,000
Professional & Technical Services					
Property Services					
Purchased Services					
Supplies/Materials					
Property & Equipment					
Other Objects	303,843		0		
Other Use of Funds					
Total Expenditures	10,515,041	10,224,966	10,769,580	10,829,302	13,000,000
Net Revenues (Expenditures)	(180,046)	381,150	(612,595)	682,938	0



Retirement Fund: High School

BILLINGS PUBLIC SCHOOLS					
Combined Statement of Revenues, Expenditures					
High School District Retirement Fund					
Budget for the Year Ending June 30, 2018					
	FY14	FY15	FY16	FY17	FY18
	Actual	Actual	Actual	Actual	Budget
REVENUES					
State of Montana					
Yellow stone County	5,483,148	4,867,970	5,496,802	5,649,470	6,400,000
District Revenue	4,919	9,457	4,766	3,473	
Total Revenues	5,488,067	4,877,427	5,501,568	5,652,943	6,400,000
EXPENDITURES					
Salaries					
Benefits	5,036,035	5,394,753	5,508,467	5,412,297	6,400,000
Professional & Technical Services					
Property Services					
Purchased Services					
Supplies/Materials					
Property & Equipment					
Other Objects	316,852				
Other Use of Funds					
Total Expenditures	5,352,887	5,394,753	5,508,467	5,412,297	6,400,000
Net Revenues (Expenditures)	135,180	(517,326)	(6,899)	240,646	0



Adult Education: Elementary

BILLINGS PUBLIC SCHOOLS					
Combined Statement of Revenues, Expenditures					
Elementary District Adult Education Fund					
Budget for the Year Ending June 30, 2018					
	FY14	FY15	FY16	FY17	FY18
	Actual	Actual	Actual	Actual	Budget
REVENUES					
State of Montana					
Yellow stone County					
District Revenue	434,594	439,124	446,598	416,147	595,000
Total Revenues	434,594	439,124	446,598	416,147	595,000
EXPENDITURES					
Salaries	379,755	337,735	324,657	290,358	322,430
Benefits	69,025	60,046	28,796	26,381	36,400
Professional & Technical Services	1,948		11,097	15,246	27,000
Property Services	21,002	28,069	24,365	67,694	30,300
Purchased Services	4,901	6,365	100,255	107,755	106,870
Supplies/Materials	27,941	5,992	56,814	56,471	64,000
Property & Equipment	0	0	0	0	
Other Objects	354	0	9,282	4,305	8,000
Other Use of Funds					
Total Expenditures	504,926	438,207	555,266	568,210	595,000
Net Revenues (Expenditures)	(70,332)	917	(108,668)	(152,063)	0



Adult Education: High School

BILLINGS PUBLIC SCHOOLS					
Combined Statement of Revenues, Expenditures					
High School District Adult Education Fund					
Budget for the Year Ending June 30, 2018					
	FY14	FY15	FY16	FY17	FY18
	Actual	Actual	Actual	Actual	Budget
REVENUES					
State of Montana					
Yellow stone County					
District Revenue	1,343,057	1,253,156	1,296,738	1,269,786	1,550,000
Total Revenues	1,343,057	1,253,156	1,296,738	1,269,786	1,550,000
EXPENDITURES					
Salaries	844,309	894,885	901,227	910,731	1,025,000
Benefits	102,404	114,985	144,273	148,279	94,700
Professional & Technical Services	70,514	25,869	12,688	3,610	36,500
Property Services	51,253	47,071	39,033	48,920	59,800
Purchased Services	111,250	108,240	18,715	14,022	22,000
Supplies/Materials	124,658	95,107	288,651	51,121	265,500
Property & Equipment	11,237	1,506	35,844	7,761	46,500
Other Objects	5,078	5,361	279	1,335	
Other Use of Funds					
Total Expenditures	1,320,703	1,293,024	1,440,710	1,185,779	1,550,000
Net Revenues (Expenditures)	22,354	(39,868)	(143,972)	84,007	0



Technology Fund: Elementary

BILLINGS PUBLIC SCHOOLS					
Combined Statement of Revenues, Expenditures					
Elementary District Technology Fund					
Budget for the Year Ending June 30, 2018					
	FY14	FY15	FY16	FY17	FY18
	Actual	Actual	Actual	Actual	Budget
REVENUES					
State of Montana	135,830	68,156	67,652	67,923	206,725
Yellow stone County					
District Revenue	<u>1,175,182</u>	<u>1,238,037</u>	<u>1,158,356</u>	<u>1,162,534</u>	<u>1,492,904</u>
Total Revenues	<u>1,311,012</u>	<u>1,306,193</u>	<u>1,226,008</u>	<u>1,230,457</u>	<u>1,699,628</u>
EXPENDITURES					
Salaries	157,193	274,655	302,806	339,595	322,000
Benefits	22,854	38,457	45,412	47,807	48,074
Professional & Technical Services	16,959	50,790	16,742	17,282	68,715
Property Services					
Purchased Services	6,875	12,156	5,822	15,758	12,440
Supplies/Materials	902,732	850,854	865,552	869,108	1,235,719
Property & Equipment	17,250		8,943	12,680	12,680
Other Objects			47	600	
Other Use of Funds					
Total Expenditures	<u>1,123,863</u>	<u>1,226,912</u>	<u>1,245,324</u>	<u>1,302,830</u>	<u>1,699,628</u>
Net Revenues (Expenditures)	<u>187,149</u>	<u>79,281</u>	<u>(19,316)</u>	<u>(72,373)</u>	<u>0</u>



Technology Fund: High School

BILLINGS PUBLIC SCHOOLS					
Combined Statement of Revenues, Expenditures					
High School District Technology Fund					
Budget for the Year Ending June 30, 2018					
	FY14	FY15	FY16	FY17	FY18
	Actual	Actual	Actual	Actual	Budget
REVENUES					
State of Montana	73,560	36,204	35,852	36,388	
Yellow stone County					
District Revenue	1,085,013	1,102,368	1,103,962	1,070,346	1,521,947
Total Revenues	1,158,573	1,138,572	1,139,814	1,106,734	1,521,947
EXPENDITURES					
Salaries	229,419	211,294	317,672	282,215	290,789
Benefits	33,673	30,048	51,472	49,122	51,880
Professional & Technical Services	35,891	52,113	18,981	28,987	43,894
Property Services		101	1,285	1,299	3,557
Purchased Services	29,711	24,765	1,809	18,401	15,708
Supplies/Materials	793,369	800,066	615,780	574,113	1,093,085
Property & Equipment	60,698	29,937	4,405	6,246	23,034
Other Objects		32	284		
Other Use of Funds					
Total Expenditures	1,182,761	1,148,356	1,011,688	960,383	1,521,947
Net Revenues (Expenditures)	(24,188)	(9,784)	128,126	146,351	0



Flexibility Fund: Elementary

Combined Statement of Revenues, Expenditures Elementary District Flexibility Fund Budget for the Year Ending June 30, 2018					
	FY14	FY15	FY16	FY17	FY18
	Actual	Actual	Actual	Actual	Budget
REVENUES					
State of Montana	174,759	231,098	206,725	208,845	
Yellow stone County					
District Revenue	2,280	5,501	6,029	11,871	1,274,232
Total Revenues	177,039	236,599	212,754	220,715	1,274,232
EXPENDITURES					
Salaries					170,203
Benefits					19,990
Professional & Technical Services			1,380	3,500	
Property Services					
Purchased Services				19	
Supplies/Materials			46,377	171	1,084,039
Property & Equipment					
Other Objects					
Other Use of Funds					
Total Expenditures	0	0	47,757	3,690	1,274,232
Net Revenues (Expenditures)	177,039	236,599	164,997	217,025	0



Flexibility Fund: High School

BILLINGS PUBLIC SCHOOLS					
Combined Statement of Revenues, Expenditures					
High School District Flexibility Fund					
Budget for the Year Ending June 30, 2018					
	FY14	FY15	FY16	FY17	FY18
	Actual	Actual	Actual	Actual	Budget
REVENUES					
State of Montana	201,825	297,326	256,535	257,595	256,535
Yellow stone County					
District Revenue	1,412	4,632	5,639	12,052	1,329,538
Total Revenues	203,237	301,958	262,174	269,647	1,586,073
EXPENDITURES					
Salaries	0	0	0	0	130,529
Benefits	0	0	0	0	39,371
Professional & Technical Services	0	0	180	0	
Property Services	0	0	0	0	
Purchased Services	0	0	0	0	
Supplies/Materials	0	0	6,014	0	1,416,173
Property & Equipment					
Other Objects					
Other Use of Funds					
Total Expenditures	0	0	6,194	0	1,586,073
Net Revenues (Expenditures)	203,237	301,958	255,980	269,647	0



Debt Service Fund: Elementary

BILLINGS PUBLIC SCHOOLS					
Combined Statement of Revenues, Expenditures					
Elementary District Debt Service Fund					
Budget for the Year Ending June 30, 2018					
	FY14	FY15	FY16	FY17	FY18
	Actual	Actual	Actual	Actual	Budget
REVENUES					
Federal Revenue	527,745	527,176	530,019	529,451	529,451
State of Montana	451,948	2,604,936	784,185		
Yellow stone County					
District Revenue	568,511	5,388,983	7,258,309	8,789,812	9,970,842
Total Revenues	1,548,204	8,521,095	8,572,513	9,319,263	10,500,293
EXPENDITURES					
Salaries					
Benefits					
Professional & Technical Services					
Property Services					
Purchased Services					
Supplies/Materials					
Property & Equipment					
Other Objects	628,104	5,600,166	8,070,776	9,673,304	10,500,293
Other Use of Funds	855,064	2,247,985			
Total Expenditures	1,483,168	7,848,151	8,070,776	9,673,304	10,500,293
Net Revenues (Expenditures)	65,036	672,944	501,737	(354,041)	0



Debt Service Fund: High School

BILLINGS PUBLIC SCHOOLS					
Combined Statement of Revenues, Expenditures					
High School District Debt Service Fund					
Budget for the Year Ending June 30, 2018					
	FY14	FY15	FY16	FY17	FY18
	Actual	Actual	Actual	Actual	Budget
REVENUES					
Federal Revenue	485,435	484,912	487,527	487,004	487,527
State of Montana	279,217	191,301	121,934		
Yellow stone County					
District Revenue	500,446	508,976	534,529	622,942	711,258
Total Revenues	1,265,098	1,185,189	1,143,990	1,109,946	1,198,785
EXPENDITURES					
Salaries					
Benefits					
Professional & Technical Services					
Property Services					
Purchased Services					
Supplies/Materials					
Property & Equipment					
Other Objects	571,020	571,070	571,146	570,520	1,198,785
Other Use of Funds	659,783	662,733			
Total Expenditures	1,230,803	1,233,803	571,146	570,520	1,198,785
Net Revenues (Expenditures)	34,295	(48,614)	572,844	539,426	0



Building Reserve Fund: Elementary

BILLINGS PUBLIC SCHOOLS					
Combined Statement of Revenues, Expenditures					
Elementary District Building Reserve Fund					
Budget for the Year Ending June 30, 2018					
	FY14	FY15	FY16	FY17	FY18
	Actual	Actual	Actual	Actual	Budget
REVENUES					
State of Montana					
Yellow stone County					
District Revenue	1,078	1,874	1,663	2,581	272,324
Total Revenues	1,078	1,874	1,663	2,581	272,324
EXPENDITURES					
Salaries					
Benefits					
Professional & Technical Services					
Property Services					
Purchased Services					
Supplies/Materials					
Property & Equipment					272,324
Other Objects					
Other Use of Funds					
Total Expenditures	0	0	0	0	272,324
Net Revenues (Expenditures)	1,078	1,874	1,663	2,581	0



Building Reserve Fund: High School

BILLINGS PUBLIC SCHOOLS					
Combined Statement of Revenues, Expenditures					
High School District Building Reserve Fund					
Budget for the Year Ending June 30, 2018					
	FY14	FY15	FY16	FY17	FY18
	Actual	Actual	Actual	Actual	Budget
REVENUES					
Other Financing Sources		196,450			
State of Montana					
Yellow stone County					
District Revenue	12,904	1,261	1,375	2,134	225,229
Total Revenues	12,904	197,711	1,375	2,134	225,229
EXPENDITURES					
Salaries					
Benefits					
Professional & Technical Services					
Property Services					
Purchased Services					
Supplies/Materials					
Property & Equipment	10,160				225,229
Other Objects					
Other Use of Funds					
SB348 Safety Transfer		196,451			
Total Expenditures	10,160	196,451	0	0	225,229
Net Revenues (Expenditures)	2,744	1,260	1,375	2,134	0