


RECOMMENDED BUDGET

2018-19 School Year

As of August 20, 2018



Budget Introduction

Geographically, Billings Public Schools covers an area greater than the city of Billings. The school system includes two legally separate districts, Elementary District No. 2 and High School District No. 2. The Elementary District covers approximately 33 square miles and has an estimated population of 111,902. The High School District covers approximately 740 square miles, and encompasses nine elementary districts including; Billings, Lockwood, Elder Grove, Elysian, Canyon Creek, Morin, Yellowstone Academy, Independent, and Blue Creek. The estimated population of the High School District is 134,573. May 2018, Lockwood Elementary passed a vote to become their own high school district, over the next 4-5 years, they will be constructing and phasing grade levels into their new high school building. Until that happens, Lockwood District will be paying SD2 tuition for their HS students.

The school system is a public entity under the authority of the state of Montana. The Elementary District No. 2 and High School District No. 2 are separate legal entities that make up one independent reporting entity within the criteria established in section 2100 of the Codification of Governmental Accounting and Financial Reporting Standards.

The Elementary District is governed by a board of seven trustees elected by the voters of single member districts of the Billings Elementary District. The High School District is governed by a board of nine trustees that include the seven Elementary District trustees and two additional trustees elected by voters in the other elementary districts. The superintendent, who acts as chief administrative officer, is selected by the board of trustees. Greg Upham was hired on July 1, 2018, and will serve as the superintendent during the period examined in this report. The leadership at the board level remained the same with the annual reorganization meeting in May.

All funds of the district are included in this report. The district serves over 16,000 students and provides a full range of educational services appropriate to grade levels from pre-kindergarten through 12th grade, as well as adult education. These include regular and enriched academic education, special education, and occupational education. These basic programs are supplemented by a wide variety of offerings in fine arts, athletics, and other specific student based clubs.

All planning for this fiscal year budget keeps the district's long term financial planning and goals in mind. Ultimately student achievement is the core of all that we do. Teaching and learning are our business, without students, we would not exist. Strategic planning is key to this success. While setting budgets, the Strategic Plan is referred to during every step. Billings School District prides itself in long range planning, each budget year is a step in that plan. Short and long term goals are accounted for, budget strategies make sure these goals stay on track.

Current financial picture is optimistic, despite legislative cuts to school district budgets. Billings has been able to increase reserve balances over the last few years and this has allowed the district to weather the storm. Billings is also unique in that we are seeing an increase in the number of students we serve. The last few years have seen significant growth in the elementary, now that bubble has hit the high school. Elementary enrollment has leveled off to a slow and steady growth, with that, our budgets are now tighter in the elementary. To keep budgets in check, it is recommended to try to pass levies every couple of years. The high school with the bubble hitting, has seen significant budget increases due to increased enrollment. This has allowed the high school budget to increase course offering in the area of career and technical education and to start updating curriculum textbooks. The only area of concern right now is the Elementary Tech Fund/Budget. Last session the legislators took away the state timber payment that went to tech funds across the state. To fill that loss in FY18, we put the combined block grant there, but the last round of cuts took those funds away from us. We are working with the Tech department to address this, will possibly make up some difference with the multi-district funds.

FY19, takes us into a new legislative year. We will continue to lobby our legislature to re-instate cuts from the previous session along with pushing for a fair inflationary increase to budgets. School District 2 is in a stable budget situation currently. If continued cuts are handed down in this next legislative session, we will need to re-visit our long term goals and scale back. With continued financial management, SD2 will continue to sustain the current strategic plan.

Fund Types
Budgeted Funds: <ul style="list-style-type: none">• General Fund• Transportation• Tuition• Retirement• Adult Education• Technology• Flexibility• Debt Service• Building Reserve

Description of Funds

General Fund

The General Fund is the largest fund and is the chief reporting vehicle for current operations. Salaries, Benefits, Purchased Services and Supplies and Materials are the top expenditures being paid out of the General Fund. The General Fund is funded through state aid, property tax, and non-levy revenue. Property taxes are computed using a mathematical procedure called a mill rate.

Transportation Fund

The Transportation Fund is used to pay for school-to-home transportation of students. The fund is financed with state, county, and district revenue. The district revenue includes fees paid by students that live within the District's fee-paying boundary. Transportation Fund expenditures include a contract with First Student Transportation.

Tuition Fund

The Tuition Fund is used to pay tuition for Billings Public Schools' students attending other schools in and out of our district and certain special education and other educational expenditures within the district. The fund is financed with local levy and non-levy revenue. Montana state law provisions require the resident district to pay tuition in special cases. Billings Public Schools pays tuition for the education of students attending Yellowstone County Youth Services Center, Yellowstone Boys and Girls Ranch and Yellowstone Academy. Under Senate Bill 191 passed by the 2013 Legislature, the District may assess a tuition fund levy for special education costs in excess of special education funding received. This was a tool given to school districts as the state has flat lined SPED reimbursement to schools, while local SPED costs have sky rocketed in respect to other areas of school expenditures.

Retirement Fund

The Retirement Fund is used to pay the District's portion of Social Security, Teachers Retirement (TRS), Public Employees Retirement (PERS), and Unemployment Insurance for all District employees. The Retirement Fund is financed primarily with a countywide levy, and to a lesser extent, investment earnings and fund balance re-appropriated. During the 2013 Legislative session, House Bill 377 and 454 was enacted into law which required the District to contribute an additional 1% of compensation into the TRS and PERS plans for FY14. This amount measured an additional 0.1% each fiscal year going forward.

Adult Education Fund

The Adult Education Fund is used to pay for adult education. Programs to attain GED's, high school diplomas, as well as remedial college prep classes are offered. The fund is financed with local levy, tuition, and non-levy revenue.

Technology Fund

The Technology Fund is used for the purchase, rental, repair, maintenance, and depreciation of technological equipment. This includes computers and computer network access and associated technical training for District personnel. The fund is financed with state money and other local, state, private, and federal funds received for the purpose of funding technology or technology-associated training. In May 2010 the High School District passed approximately \$1.1 million technology levy. The Elementary District passed a \$1.2 million technology levy in May 2013. This levy provides technology to ensure the success of the students. From the 2017 legislature, they removed the technology funding from Timber Funds that school districts received to help for technology costs.

Flexibility Fund

This fund is a "special fund" authorized by the 2002 legislature and funded by the State. This fund allows districts wide latitude in spending. In general, the Flexibility Fund was designed to allow school districts to spend money outside the spending caps imposed by legislation. This fund had allocated funds one time back in 2002, since then has not seen revenue from the state.

Debt Service Fund

The Debt Service Fund is used to pay interest and principal on outstanding bonds and special improvement district assessments. The fund is financed with a local tax levy, state revenues, and non-tax revenues. In November 2013, the elementary district approved a \$122.3 million bond levy to address technology, deferred maintenance and construction of two new middle schools. High School debt service has misc. energy efficiency improvement bonds. With the creation of the Lockwood High School District, their taxpayers will continue to pay on these existing HS bonds until maturity. Any new bonds by Billings HS district after July 1, 2018, will not be paid by Lockwood taxpayers.



Budget Report

FY 2019

56 Yellowstone

0965 Billings Elem

Submit ID:

Summary

Fund [A]	Adopted Budget [B]	Total Reserves (961-966) [C]	Reserve Limit [D]	% of Adopted Budget Reserved (C/B) x 100 [E]	Unreserved Fund Balance Reappropriated (970) [F]	Other Revenue [G]	District Property Tax Requirements (B - F - G = H) If < 0, enter 0 [H]	District Mill Levies H / (TV x .001) [I]
01 General	78,955,000.66	5,886,503.80	10%	7.46%	0.00	55,208,368.31	23,746,632.35	112.42
10 Transportation	4,555,175.00	5,660.89	20%	0.12%	0.00	1,183,644.00	3,371,531.00	15.96
11 Bus Depreciation	0.00	0.00	N/A	0.00%	0.00	0.00	0.00	0.00
13 Tuition	2,400,461.00		N/A		333,000.79	0.00	2,067,460.21	9.79
14 Retirement	13,000,000.00	2,600,000.00	20%	20.00%	447,193.78	12,552,806.22		
17 Adult Education	595,000.00	161,815.38	35%	27.20%	0.00	0.00	595,000.00	2.82
19 Non-Operating	0.00	0.00	N/A	0.00%	0.00	0.00	0.00	0.00
28 Technology	1,512,507.95	0.00	N/A	0.00%	312,507.95	0.00	1,200,000.00	5.68
29 Flexibility	1,287,966.10	0.00	N/A	0.00%	1,287,966.10	0.00	0.00	0.00
61 Building Reserve	1,191,763.90	0.00	N/A	0.00%	191,763.90	0.00	1,000,000.00	4.73
Total of All Funds	103,497,874.61	8,653,980.07			2,572,432.52	68,944,818.53	31,980,623.56	151.40

50 Debt Service								
Tax Jurisdiction								
ELBond	10,857,226.58	0.00	20-9-438	0.00%	0.00	563,000.00	10,294,226.58	48.73



Budget Report FY 2019

56 Yellowstone

Submit ID:

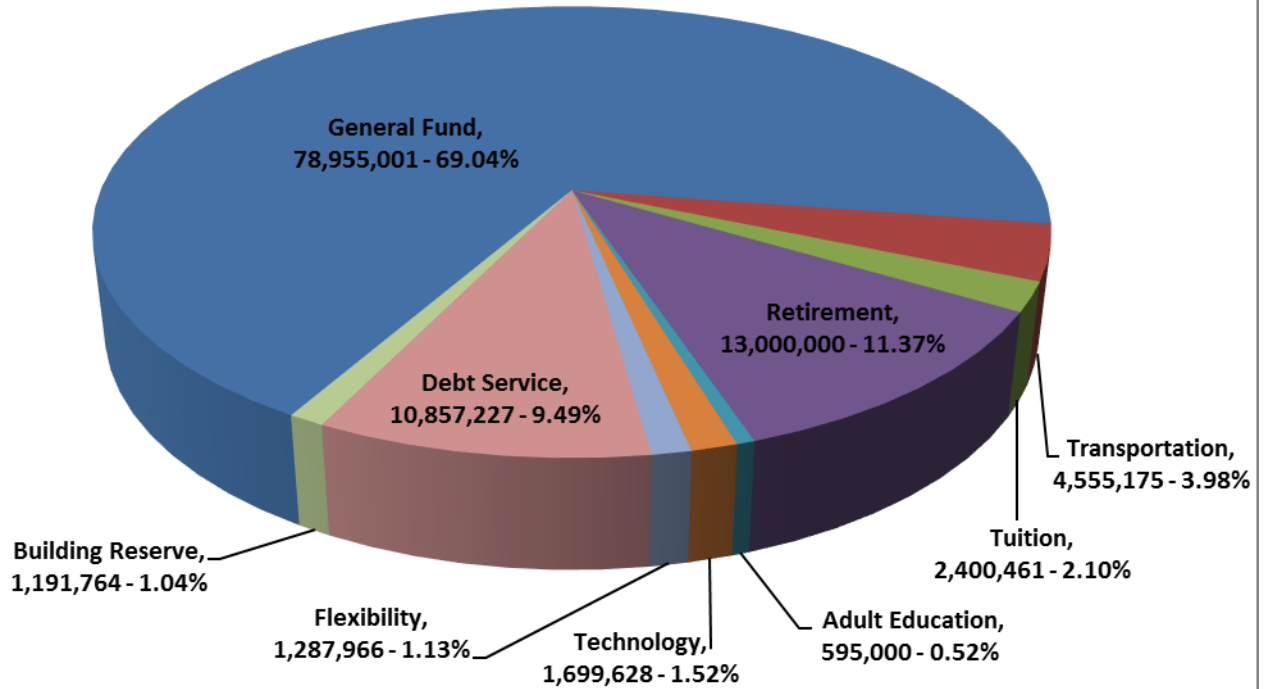
0966 Billings H S

Summary

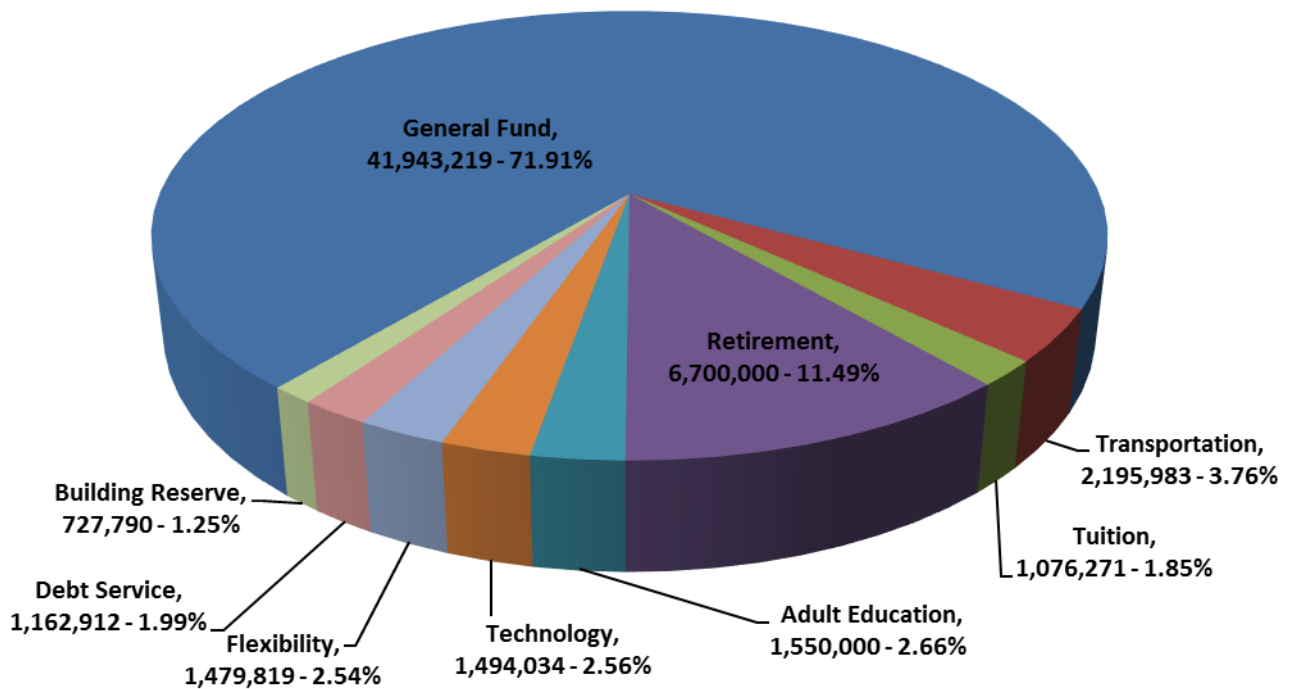
Fund [A]	Adopted Budget [B]	Total Reserves (961-966) [C]	Reserve Limit [D]	% of Adopted Budget Reserved (C/B) x 100 [E]	Unreserved Fund Balance Reappropriated (970) [F]	Other Revenue [G]	District Property Tax Requirements (B - F - G = H) If < 0, enter 0 [H]	District Mill Levies H / (TV x .001) [I]
01 General	41,943,218.54	3,932,915.39	10%	9.38%	0.00	28,994,915.22	12,948,303.32	49.49
10 Transportation	2,195,983.00	416,036.79	20%	18.95%	0.00	542,619.00	1,653,364.00	6.32
11 Bus Depreciation	0.00	0.00	N/A	0.00%	0.00	0.00	0.00	0.00
13 Tuition	1,076,271.00		N/A		6,125.86	0.00	1,070,145.14	4.09
14 Retirement	6,700,000.00	1,340,000.00	20%	20.00%	727,465.93	5,972,534.07		
17 Adult Education	1,550,000.00	300,000.00	35%	19.35%	77,892.55	280,000.00	1,192,107.45	4.56
19 Non-Operating	0.00	0.00	N/A	0.00%	0.00	0.00	0.00	0.00
28 Technology	1,494,033.67	0.00	N/A	0.00%	394,574.67	0.00	1,099,459.00	4.20
29 Flexibility	1,479,818.54	0.00	N/A	0.00%	1,479,818.54	0.00	0.00	0.00
61 Building Reserve	727,789.79	0.00	N/A	0.00%	227,789.79	0.00	500,000.00	1.91
Total of All Funds	57,167,114.54	5,988,952.18			2,913,667.34	35,790,068.29	18,463,378.91	70.57

50 Debt Service								
Tax Jurisdiction								
HSBond	1,162,912.06	0.00	20-9-438	0.00%	13,934.84	487,000.00	661,977.22	2.32

2018-19 Elementary School Budgeted Funds



2018-19 High School Budgeted Funds



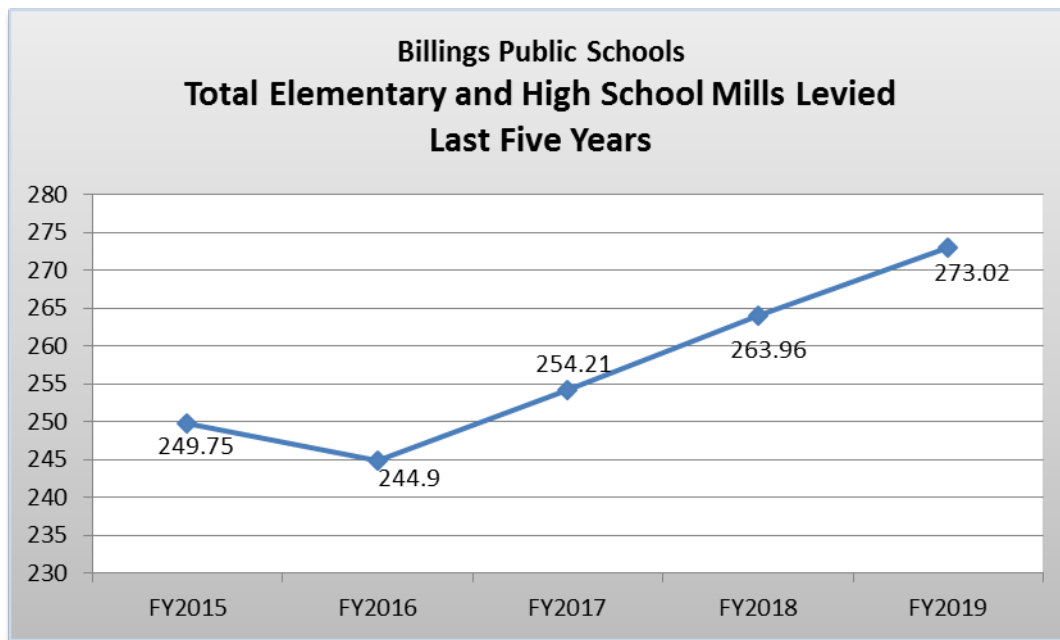
The Impact of Budget on Taxpayers

School districts are required to impose a tax levy to finance the local share of total program revenue. The Department of Revenue office determines the assessed valuation of all property located within a district's boundaries (e.g. residential, commercial, agricultural, oil and gas). The amount of property tax in Montana is not determined solely by the property's value. The property's value is multiplied by a tax rate, set by the legislature, to determine its taxable value. The taxable value is then multiplied by the millage rate. A mill is one tenth of one cent and the millage rate varies from year to year depending on numerous factors.

Millage values for FY19:

Elementary: 200.13

High School: 72.89





All Elementary District Budgeted Funds by Function

BILLINGS PUBLIC SCHOOLS

Combined Statement of Revenues, Expenditures by Function

All Elementary District Budgeted Funds by Function

Adopted Budget FY19

REVENUES	Adult							Debt	Building	Total
	General	Transportation	Tuition	Retirement	Education	Technology	Flexibility	Service	Reserve	
Federal Revenue								563,000		563,000
State of Montana	55,059,920	591,822								55,651,742
Yellow stone County		591,822		12,552,806						13,144,628
District Revenue	23,895,081	3,371,531	2,400,461	447,194	595,000	1,512,508	1,287,966	10,294,227	1,191,764	44,995,731
Total Revenues	78,955,001	4,555,175	2,400,461	13,000,000	595,000	1,512,508	1,287,966	10,857,227	1,191,764	114,355,101
EXPENDITURES										
Instruction	52,780,875		2,400,461	9,472,785	349,430	1,024,611	1,287,966			67,316,128
Support Services	5,319,700			860,227						6,179,927
Instructional Services	742,859			637,688						1,380,547
Educational Media Services	3,767,231			162,800		487,897				4,417,927
General Administration	1,146,595			26,950						1,173,545
School Administration	5,802,075			943,300	215,270					6,960,645
Business Services	1,132,591			150,250	30,300					1,313,141
Operations and Maintenance	7,557,866	8,618		531,800						8,098,284
Student Transportation	10,342	4,546,557		116,500						4,673,399
Support Services Central										0
Community Service										0
Extracurricular Activities	2,500									2,500
Athletics	672,367			79,500						751,867
Building Improvement/ Facility Acquisition	20,000			18,200					1,191,764	1,229,964
Debt Service								10,857,227		10,857,227
Transfers										0
Total Expenditures	78,955,001	4,555,175	2,400,461	13,000,000	595,000	1,512,508	1,287,966	10,857,227	1,191,764	114,355,101
Net Revenues (Expenditures)	0	0	0	0	0	0	0	0	0	0



All High School District Budgeted Funds by Function

BILLINGS PUBLIC SCHOOLS

Combined Statement of Revenues, Expenditures by Function

All High School District Budgeted Funds by Function

Adopted Budget FY 19

REVENUES	General	Transportation	Tuition	Retirement	Adult			Debt Service	Building Reserve	Total Budgeted Funds
					Education	Technology	Flexibility			
Federal Revenue								487,000		487,000
State of Montana	28,241,688	271,310								28,512,997
Yellow stone County		271,310		5,972,534						6,243,844
District Revenue	13,701,531	1,653,364	1,076,271	727,466	1,550,000	1,494,034	1,479,819	675,912	727,790	23,086,186
Total Revenues	41,943,219	2,195,983	1,076,271	6,700,000	1,550,000	1,494,034	1,479,819	1,162,912	727,790	58,330,027
EXPENDITURES										
Instruction	24,925,308		1,076,271	4,737,165	542,200	987,322	1,429,337			33,697,603
Support Services	2,048,953			385,349	220,200					2,654,502
Instructional Services	842,211			40,305						882,517
Educational Media Services	1,536,831			220,914		506,712	50,482			2,314,938
General Administration	678,883			36,959						715,842
School Administration	3,386,666			640,363	637,600					4,664,628
Business Services	574,335			113,581						687,916
Operations and Maintenance	4,777,709	6,535		333,646	103,500					5,221,390
Student Transportation		2,189,448		26,936						2,216,384
Support Services Central										0
Community Service										
Extracurricular Activities	8,500			6,667						15,167
Athletics	1,831,908			156,305						1,988,213
Building Improvement/ Facility Acquisition	781,914			1,810	46,500				727,790	1,558,014
Debt Service	550,000							1,162,912		1,712,912
Transfers										0
Total Expenditures	41,943,219	2,195,983	1,076,271	6,700,000	1,550,000	1,494,034	1,479,819	1,162,912	727,790	58,330,027
Net Revenues (Expenditures)	0	0	0	0	0	0	0	0	0	0



General Fund: Elementary

BILLINGS PUBLIC SCHOOLS

Combined Statement of Revenues, Expenditures

Elementary District General Fund

Budget for the Year Ending June 30, 2019

	FY15	FY16	FY17	FY18	FY19
	Actual	Actual	Actual	Actual	Budget
REVENUES					
Federal Revenue	0	0			
State of Montana	51,757,247	52,507,167	53,967,698	52,432,167	55,059,920
Yellow stone County					
District Revenue	21,684,707	22,308,514	21,110,424	24,939,056	23,895,081
Total Revenues	73,441,954	74,815,681	75,078,122	77,371,223	78,955,001
EXPENDITURES					
Salaries	54,848,096	56,793,190	59,240,936	61,425,771	62,576,603
Benefits	8,152,613	8,596,113	9,045,307	9,821,697	10,164,529
Professional & Technical Services	911,210	1,093,037	1,008,461	714,824	623,917
Property Services	1,807,882	1,718,849	1,912,145	2,125,145	1,937,210
Purchased Services	1,340,215	1,088,783	2,027,269	1,827,349	1,745,241
Supplies/Materials	3,205,625	2,050,731	2,154,309	1,561,580	1,714,737
Property & Equipment	199,275	186,596	88,364	83,841	88,462
Other Objects	210,344	203,727	209,679	196,517	104,302
Other Use of Funds	880,000	2,070,000	0		
Contingency	0	0			
Total Expenditures	71,555,260	73,801,026	75,686,470	77,756,724	78,955,001
Net Revenues (Expenditures)	1,886,694	1,014,655	(608,348)	(385,501)	0



General Fund: High School

BILLINGS PUBLIC SCHOOLS

Combined Statement of Revenues, Expenditures
 High School District General Fund
 Budget for the Year Ending June 30, 2019

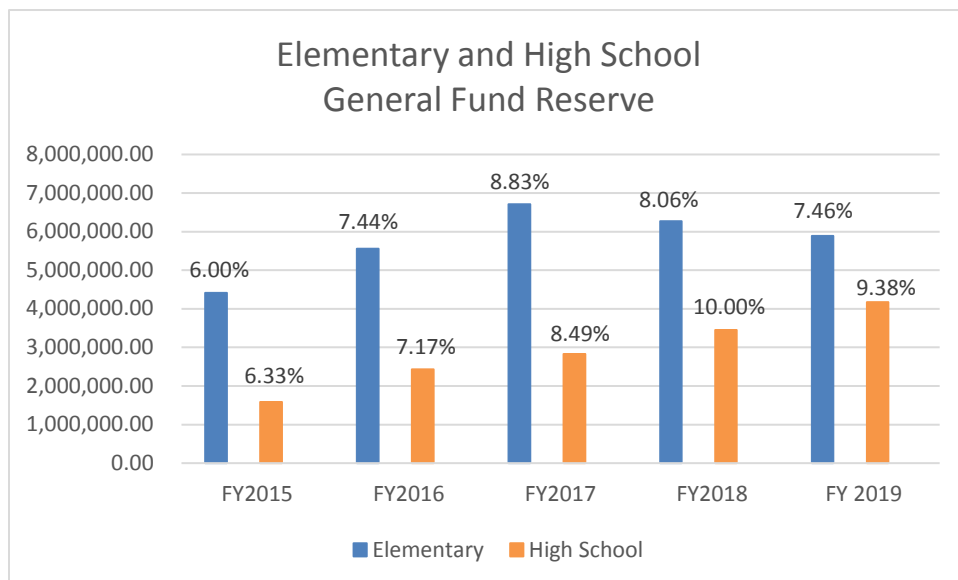
	FY15	FY16	FY17	FY18	FY19
	Actual	Actual	Actual	Actual	Budget
REVENUES					
Federal Revenue					
State of Montana	26,217,667	26,411,794	27,456,307	26,619,627	28,241,688
Yellow stone County					
District Revenue	12,440,353	13,253,875	12,590,542	14,422,489	13,701,531
Total Revenues	38,658,020	39,665,669	40,046,849	41,042,116	41,943,219
EXPENDITURES					
Salaries	28,060,085	28,151,079	28,316,878	29,259,400	30,390,280
Benefits	4,198,265	4,136,677	4,232,559	4,418,794	4,746,500
Professional & Technical Services	836,481	781,486	830,674	559,895	782,640
Property Services	1,452,251	1,374,147	1,604,696	1,650,549	1,401,679
Purchased Services	1,210,109	1,173,591	1,491,368	1,429,322	1,580,933
Supplies/Materials	1,304,503	1,096,167	1,184,656	1,206,582	1,601,973
Property & Equipment	819,639	384,762	207,544	77,218	812,274
Other Objects	100,562	83,408	95,487	126,663	76,940
Other Use of Funds	275,000	2,030,000	1,559,930	2,400,000	550,000
Contingency					
Total Expenditures	38,256,895	39,211,317	39,523,792	41,128,423	41,943,219
Net Revenues (Expenditures)	401,125	454,352	523,057	(86,307)	0

Reserves

Under state law, the District is allowed to reserve up to 10% of the general fund adopted budget. The Board of Trustees has established a goal of maintaining at least a 5% reserve level. These reserves provide the District with sufficient working capital and a comfortable margin of safety to address emergencies and unexpected declines in revenue without borrowing. The chart below shows a five year history of general fund reserves.

General Fund Reserve History

	Elementary General Fund		High School General Fund	
	Total Reserves	% of Adopted budget reserved	Total Reserves	% of Adopted budget reserved
FY2015	4,416,961.89	6.00%	2,431,305.70	6.33%
FY2016	5,555,668.34	7.44%	2,827,168.59	7.17%
FY2017	6,709,232.88	8.83%	3,454,796.75	8.49%
FY2018	6,272,093.68	8.06%	4,173,882.99	10.00%
FY 2019	5,886,503.80	7.46%	3,932,915.39	9.38%





Transportation Fund: Elementary

BILLINGS PUBLIC SCHOOLS

Combined Statement of Revenues, Expenditures
 Elementary District Transportation Fund
 Budget for the Year Ending June 30, 2019

	FY15 Actual	FY16 Actual	FY17 Actual	FY18 Actual	FY19 Budget
REVENUES					
State of Montana	793,346	766,902	740,838	670,099	591,822
Yellow stone County	563,107	562,644	536,580	549,290	591,822
District Revenue	2,557,316	2,692,645	2,493,764	2,632,983	3,371,531
Total Revenues	3,913,769	4,022,191	3,771,182	3,852,372	4,555,175
EXPENDITURES					
Salaries	918,232	941,744	1,007,726	861,393	908,742
Benefits	277,654	269,428	343,921	354,445	358,838
Professional & Technical Services	15,097	13,825	16,405	14,681	19,235
Property Services	2,197	1,883	1,586	3,059	5,060
Purchased Services	2,456,743	2,608,453	2,700,467	3,040,904	3,237,700
Supplies/Materials	14,785	19,637	29,301	5,801	25,600
Property & Equipment		778			
Other Objects					
Other Use of Funds					
Total Expenditures	3,684,708	3,855,748	4,099,406	4,280,283	4,555,175
Net Revenues (Expenditures)	229,061	166,443	(328,224)	(427,911)	0



Transportation Fund: High School

BILLINGS PUBLIC SCHOOLS

Combined Statement of Revenues, Expenditures
 High School District Transportation Fund
 Budget for the Year Ending June 30, 2019

	FY15 Actual	FY16 Actual	FY17 Actual	FY18 Actual	FY19 Budget
REVENUES					
State of Montana	397,740	356,572	352,748	308,764	271,310
Yellow stone County	292,662	271,436	267,612	266,169	271,310
District Revenue	1,514,386	1,569,961	1,332,452	1,475,851	1,653,364
Total Revenues	2,204,788	2,197,969	1,952,813	2,050,784	2,195,983
EXPENDITURES					
Salaries	270,585	351,144	340,072	240,515	274,598
Benefits	75,122	104,946	110,200	103,651	108,425
Professional & Technical Services	1,000	1,000	3,000	1,330	3,000
Property Services	777	1,062	5,360	1,697	4,560
Purchased Services	1,684,206	1,561,765	1,653,387	1,653,693	1,792,200
Supplies/Materials	4,904	6,087	18,424	1,503	13,200
Property & Equipment					
Other Objects		344			
Other Use of Funds					
SB348 Safety Transfer	196,450				
Total Expenditures	2,233,044	2,026,348	2,130,443	2,002,389	2,195,983
Net Revenues (Expenditures)	(28,256)	171,621	(177,630)	48,395	0



Tuition Fund: Elementary

BILLINGS PUBLIC SCHOOLS

Combined Statement of Revenues, Expenditures
 Elementary District Tuition Fund
 Budget for the Year Ending June 30, 2019

	FY15 Actual	FY16 Actual	FY17 Actual	FY18 Actual	FY19 Budget
REVENUES					
State of Montana					
Yellow stone County					
District Revenue	1,209,054	1,704,182	2,484,015	1,674,466	2,400,461
Total Revenues	1,209,054	1,704,182	2,484,015	1,674,466	2,400,461
EXPENDITURES					
Salaries	836,691	1,251,000	864,000	2,263,259	1,814,798
Benefits	248,656		333,000	417,731	345,663
Professional & Technical Services					
Property Services					
Purchased Services	90,530	106,400	149,442	229,491	240,000
Supplies/Materials				2,720	
Property & Equipment					
Other Objects					
Other Use of Funds					
Total Expenditures	1,175,877	1,357,400	1,346,442	2,913,201	2,400,461
Net Revenues (Expenditures)	33,177	346,782	1,137,573	(1,238,735)	0



Tuition Fund: High School

BILLINGS PUBLIC SCHOOLS

Combined Statement of Revenues, Expenditures
 High School District Tuition Fund
 Budget for the Year Ending June 30, 2019

	FY15 Actual	FY16 Actual	FY17 Actual	FY18 Actual	FY19 Budget
REVENUES					
State of Montana					
Yellow stone County					
District Revenue	316,672	712,126	434,186	438,171	1,076,271
Total Revenues	316,672	712,126	434,186	438,171	1,076,271
EXPENDITURES					
Salaries		298,778	96,000	228,100	591,830
Benefits		89,245	37,000	67,764	104,441
Professional & Technical Services					
Property Services					
Purchased Services	334,180	230,286	297,590	374,680	380,000
Supplies/Materials					
Property & Equipment					
Other Objects					
Other Use of Funds					
Total Expenditures	334,180	618,309	430,590	670,544	1,076,271
Net Revenues (Expenditures)	(17,508)	93,817	3,596	(232,373)	0



Retirement Fund: Elementary

BILLINGS PUBLIC SCHOOLS

Combined Statement of Revenues, Expenditures
 Elementary District Retirement Fund
 Budget for the Year Ending June 30, 2019

	FY15 Actual	FY16 Actual	FY17 Actual	FY18 Actual	FY19 Budget
REVENUES					
State of Montana					
Yellow stone County	10,590,199	10,146,222	11,505,010	11,383,701	12,552,806
District Revenue	15,917	10,763	7,230	12,396	447,194
Total Revenues	10,606,116	10,156,985	11,512,240	11,396,097	13,000,000
EXPENDITURES					
Salaries					
Benefits	10,224,966	10,769,580	10,829,302	11,050,201	13,000,000
Professional & Technical Services					
Property Services					
Purchased Services					
Supplies/Materials					
Property & Equipment					
Other Objects		0			
Other Use of Funds					
Total Expenditures	10,224,966	10,769,580	10,829,302	11,050,201	13,000,000
Net Revenues (Expenditures)	381,150	(612,595)	682,938	345,896	0



Retirement Fund: High School

BILLINGS PUBLIC SCHOOLS

Combined Statement of Revenues, Expenditures
 High School District Retirement Fund
 Budget for the Year Ending June 30, 2019

	FY15 Actual	FY16 Actual	FY17 Actual	FY18 Actual	FY19 Budget
REVENUES					
State of Montana					
Yellow stone County	4,867,970	5,496,802	5,649,470	6,351,548	5,972,534
District Revenue	9,457	4,766	3,473	14,216	727,466
Total Revenues	4,877,427	5,501,568	5,652,943	6,365,764	6,700,000
EXPENDITURES					
Salaries					
Benefits	5,394,753	5,508,467	5,412,297	5,626,754	6,700,000
Professional & Technical Services					
Property Services					
Purchased Services					
Supplies/Materials					
Property & Equipment					
Other Objects					
Other Use of Funds					
Total Expenditures	5,394,753	5,508,467	5,412,297	5,626,754	6,700,000
Net Revenues (Expenditures)	(517,326)	(6,899)	240,646	739,010	0



Adult Education: Elementary

BILLINGS PUBLIC SCHOOLS

Combined Statement of Revenues, Expenditures
 Elementary District Adult Education Fund
 Budget for the Year Ending June 30, 2019

	FY14 Actual	FY15 Actual	FY16 Actual	FY17 Actual	FY18 Actual	FY19 Budget
REVENUES						
State of Montana						
Yellow stone County						
District Revenue	434,594	439,124	446,598	416,147	479,667	595,000
Total Revenues	434,594	439,124	446,598	416,147	479,667	595,000
EXPENDITURES						
Salaries	379,755	337,735	324,657	290,358	292,186	322,430
Benefits	69,025	60,046	28,796	26,381	34,599	36,400
Professional & Technical Services	1,948		11,097	15,246	2,685	27,000
Property Services	21,002	28,069	24,365	67,694	16,064	30,300
Purchased Services	4,901	6,365	100,255	107,755	66,991	106,870
Supplies/Materials	27,941	5,992	56,814	56,471	16,313	64,000
Property & Equipment	0	0	0	0		
Other Objects	354	0	9,282	4,305	821	8,000
Other Use of Funds						
Total Expenditures	504,926	438,207	555,266	568,210	429,659	595,000
Net Revenues (Expenditures)	(70,332)	917	(108,668)	(152,063)	50,008	0



Adult Education: High School

BILLINGS PUBLIC SCHOOLS

Combined Statement of Revenues, Expenditures

High School District Adult Education Fund

Budget for the Year Ending June 30, 2019

	FY14	FY15	FY16	FY17	FY18	FY19
	Actual	Actual	Actual	Actual	Actual	Budget
REVENUES						
State of Montana						
Yellow stone County						
District Revenue	1,343,057	1,253,156	1,296,738	1,269,786	974,648	1,550,000
Total Revenues	1,343,057	1,253,156	1,296,738	1,269,786	974,648	1,550,000
EXPENDITURES						
Salaries	844,309	894,885	901,227	910,731	895,432	1,025,000
Benefits	102,404	114,985	144,273	148,279	130,386	94,700
Professional & Technical Services	70,514	25,869	12,688	3,568	34,339	36,500
Property Services	51,253	47,071	39,033	45,652	57,378	59,800
Purchased Services	111,250	108,240	18,715	14,022	86,598	22,000
Supplies/Materials	124,658	95,107	288,651	49,324	96,140	265,500
Property & Equipment	11,237	1,506	35,844	7,761	153,754	46,500
Other Objects	5,078	5,361	279	1,335	2,597	
Other Use of Funds						
Total Expenditures	1,320,703	1,293,024	1,440,710	1,180,672	1,456,624	1,550,000
Net Revenues (Expenditures)	22,354	(39,868)	(143,972)	89,114	(481,976)	0



Technology Fund: Elementary

BILLINGS PUBLIC SCHOOLS

Combined Statement of Revenues, Expenditures
 Elementary District Technology Fund
 Budget for the Year Ending June 30, 2019

	FY15 Actual	FY16 Actual	FY17 Actual	FY18 Actual	FY19 Budget
REVENUES					
State of Montana	68,156	67,652	67,923	108,165	
Yellow stone County					
District Revenue	1,238,037	1,158,356	1,162,534	1,218,391	1,512,508
Total Revenues	1,306,193	1,226,008	1,230,457	1,326,556	1,512,508
EXPENDITURES					
Salaries	274,655	302,806	339,595	317,616	329,105
Benefits	38,457	45,412	47,807	44,970	49,600
Professional & Technical Services	50,790	16,742	17,282	45,608	52,230
Property Services				5,089	5,299
Purchased Services	12,156	5,822	15,758	14,834	14,679
Supplies/Materials	850,854	865,552	869,108	863,468	1,054,846
Property & Equipment		8,943	12,680	15,371	6,749
Other Objects		47	600		
Other Use of Funds					
Total Expenditures	1,226,912	1,245,324	1,302,830	1,306,956	1,512,508
Net Revenues (Expenditures)	79,281	(19,316)	(72,373)	19,600	0



Technology Fund: High School

BILLINGS PUBLIC SCHOOLS

Combined Statement of Revenues, Expenditures
 High School District Technology Fund
 Budget for the Year Ending June 30, 2019

	FY15 Actual	FY16 Actual	FY17 Actual	FY18 Actual	FY19 Budget
REVENUES					
State of Montana	36,204	35,852	36,388		
Yellow stone County					
District Revenue	1,102,368	1,103,962	1,070,346	1,116,731	1,494,034
Total Revenues	1,138,572	1,139,814	1,106,734	1,116,731	1,494,034
EXPENDITURES					
Salaries	211,294	317,672	282,215	264,971	263,435
Benefits	30,048	51,472	49,122	37,040	49,291
Professional & Technical Services	52,113	18,981	28,987	22,032	8,319
Property Services	101	1,285	1,299	3,861	2,829
Purchased Services	24,765	1,809	18,401	30,666	20,470
Supplies/Materials	800,066	615,780	574,113	775,083	1,142,941
Property & Equipment	29,937	4,405	6,246	10,996	6,749
Other Objects	32	284			
Other Use of Funds					
Total Expenditures	1,148,356	1,011,688	960,383	1,144,649	1,494,034
Net Revenues (Expenditures)	(9,784)	128,126	146,351	(27,918)	0



Flexibility Fund: Elementary

BILLINGS PUBLIC SCHOOLS

Combined Statement of Revenues, Expenditures

Elementary District Flexibility Fund

Budget for the Year Ending June 30, 2019

	FY15 Actual	FY16 Actual	FY17 Actual	FY18 Actual	FY19 Budget
REVENUES					
State of Montana	231,098	206,725	208,845		
Yellow stone County					
District Revenue	5,501	6,029	11,871	15,518	1,287,966
Total Revenues	236,599	212,754	220,715	15,518	1,287,966
EXPENDITURES					
Salaries				95	
Benefits				13	
Professional & Technical Services		1,380	3,500		
Property Services					
Purchased Services			19	137	10,000
Supplies/Materials		46,377	171	1,539	1,277,966
Property & Equipment					
Other Objects					
Other Use of Funds					
Total Expenditures	0	47,757	3,690	1,784	1,287,966
Net Revenues (Expenditures)	236,599	164,997	217,025	13,734	0



Flexibility Fund: High School

BILLINGS PUBLIC SCHOOLS

Combined Statement of Revenues, Expenditures
 High School District Flexibility Fund
 Budget for the Year Ending June 30, 2019

	FY15	FY16	FY17	FY18	FY19
	Actual	Actual	Actual	Actual	Budget
REVENUES					
State of Montana	297,326	256,535	257,595	134,228	
Yellow stone County					
District Revenue	4,632	5,639	12,052	16,053	1,479,819
Total Revenues	301,958	262,174	269,647	150,281	1,479,819
EXPENDITURES					
Salaries					
Benefits					
Professional & Technical Services		180			
Property Services					
Purchased Services					
Supplies/Materials		6,014			1,479,819
Property & Equipment					
Other Objects					
Other Use of Funds					
Total Expenditures	0	6,194	0	0	1,479,819
Net Revenues (Expenditures)	301,958	255,980	269,647	150,281	0



Debt Service Fund: Elementary

BILLINGS PUBLIC SCHOOLS

Combined Statement of Revenues, Expenditures
 Elementary District Debt Service Fund
 Budget for the Year Ending June 30, 2019

	FY15 Actual	FY16 Actual	FY17 Actual	FY18 Actual	FY19 Budget
REVENUES					
Federal Revenue	527,176	530,019	529,451	531,157	563,000
State of Montana	2,604,936	784,185			
Yellow stone County					
District Revenue	5,388,983	7,258,309	8,789,812	10,375,570	10,294,227
Total Revenues	8,521,095	8,572,513	9,319,263	10,906,727	10,857,227
EXPENDITURES					
Salaries					
Benefits					
Professional & Technical Services					
Property Services					
Purchased Services					
Supplies/Materials					
Property & Equipment					
Other Objects	5,600,166	8,070,776	9,673,304	9,671,304	10,857,227
Other Use of Funds	2,247,985				
Total Expenditures	7,848,151	8,070,776	9,673,304	9,671,304	10,857,227
Net Revenues (Expenditures)	672,944	501,737	(354,041)	1,235,423	0



Debt Service Fund: High School

BILLINGS PUBLIC SCHOOLS

Combined Statement of Revenues, Expenditures
 High School District Debt Service Fund
 Budget for the Year Ending June 30, 2019

	FY15 Actual	FY16 Actual	FY17 Actual	FY18 Actual	FY19 Budget
REVENUES					
Federal Revenue	484,912	487,527	487,004	488,574	487,000
State of Montana	191,301	121,934			
Yellow stone County					
District Revenue	508,976	534,529	622,942	769,162	675,912
Total Revenues	1,185,189	1,143,990	1,109,946	1,257,736	1,162,912
EXPENDITURES					
Salaries					
Benefits					
Professional & Technical Services					
Property Services					
Purchased Services					
Supplies/Materials					
Property & Equipment					
Other Objects	571,070	571,146	570,520	571,070	1,162,912
Other Use of Funds	662,733				
Total Expenditures	1,233,803	571,146	570,520	571,070	1,162,912
Net Revenues (Expenditures)	(48,614)	572,844	539,426	686,666	0



Building Reserve Fund: Elementary

BILLINGS PUBLIC SCHOOLS

Combined Statement of Revenues, Expenditures
 Elementary District Building Reserve Fund
 Budget for the Year Ending June 30, 2019

	FY15 Actual	FY16 Actual	FY17 Actual	FY18 Actual	FY19 Budget
REVENUES					
State of Montana					
Yellow stone County					
District Revenue	1,874	1,663	2,581	2,380	1,191,764
Total Revenues	1,874	1,663	2,581	2,380	1,191,764
EXPENDITURES					
Salaries					
Benefits					
Professional & Technical Services					
Property Services					
Purchased Services					
Supplies/Materials					
Property & Equipment				82,940	1,191,764
Other Objects					
Other Use of Funds					
Total Expenditures	0	0	0	82,940	1,191,764
Net Revenues (Expenditures)	1,874	1,663	2,581	(80,560)	0



Building Reserve Fund: High School

BILLINGS PUBLIC SCHOOLS

Combined Statement of Revenues, Expenditures
 High School District Building Reserve Fund
 Budget for the Year Ending June 30, 2019

	FY15 Actual	FY16 Actual	FY17 Actual	FY18 Actual	FY19 Budget
REVENUES					
Other Financing Sources	196,450				
State of Montana					
Yellow stone County					
District Revenue	1,261	1,375	2,134	2,561	727,790
Total Revenues	197,711	1,375	2,134	2,561	727,790
EXPENDITURES					
Salaries					
Benefits					
Professional & Technical Services					
Property Services					
Purchased Services					
Supplies/Materials					
Property & Equipment				0	727,790
Other Objects					
Other Use of Funds					
SB348 Safety Transfer	196,451				
Total Expenditures	196,451	0	0	0	727,790
Net Revenues (Expenditures)	1,260	1,375	2,134	2,561	0