


# RECOMMENDED BUDGET

2021-22 School Year

As of August 24, 2021



## Budget Introduction

Geographically, Billings Public Schools covers an area greater than the city of Billings. The school system includes two legally separate districts, Elementary District No. 2 and High School District No. 2. The Elementary District covers approximately 33 square miles and has an estimated population of 111,902. The High School District covers approximately 703 square miles, and encompasses eight elementary districts including; Billings, Elder Grove, Elysian, Canyon Creek, Morin, Yellowstone Academy, Independent, and Blue Creek. The estimated population of the High School District is 126,154. The FY20 student population totaled 16,921 but dropped by nearly 500 students to 16,432 in FY21 due to the Covid pandemic. The first student count for the FY22 school year will take place on October 4th.

The school system is a public entity under the authority of the state of Montana. The Elementary District No. 2 and High School District No. 2 are separate legal entities that make up one independent reporting entity within the criteria established in section 2100 of the Codification of Governmental Accounting and Financial Reporting Standards.

The Elementary District is governed by a board of seven trustees elected by the voters of single member districts of the Billings Elementary District. The High School District is governed by a board of nine trustees that include the seven Elementary District trustees and two additional trustees elected by voters in the other elementary districts. The superintendent, who acts as chief administrative officer, is selected by the board of trustees.

The district is required by state law to annually adopt budgets for certain funds, generally those supported by property taxes. The elementary and high school board of trustees must meet to legally adopt final budgets on or before August 25<sup>th</sup> immediately preceding the school year. The Board of Trustees has the legal authority to establish budgets for the districts within the parameters established by the State of Montana. The primary building blocks of the district's overall financial planning include appropriated governmental funds for: General, Transportation, Tuition, Retirement, Adult Education, Technology Acquisition, Flexibility, Debt Service and Building Reserve. The budgetary control is at the fund level as required by Montana Law.

The district serves over 16,000 students and provides a full range of educational services appropriate to grade levels from pre-kindergarten through 12<sup>th</sup> grade, as well as adult education. These include regular and enriched academic education, special education, and occupational education. These basic programs are supplemented by a wide variety of offerings in fine arts, athletics, and other specific student based clubs.

## **Fund Types**

### **Budgeted Funds:**

- General Fund
- Transportation
- Tuition
- Retirement
- Adult Education
- Technology
- Flexibility
- Debt Service
- Building Reserve

## **Description of Funds**

### **General Fund**

The General Fund is the largest fund and is the chief reporting vehicle for current operations. Salaries, Benefits, Purchased Services and Supplies and Materials are the top expenditures being paid out of the General Fund. The General Fund is funded through state aid, property tax, and non-levy revenue. Property taxes are computed using a mathematical procedure called a mill rate.

### **Transportation Fund**

The Transportation Fund is used to pay for school-to-home transportation of students. The fund is financed with state, county, and district revenue. The district revenue includes fees paid by students that live within the District's fee-paying boundary. Transportation Fund expenditures include a contract with First Student Transportation.

### **Tuition Fund**

The Tuition Fund is used to pay tuition for Billings Public Schools' students attending other schools in and out of our district and certain special education and other educational expenditures within the district. The fund is financed with local levy and non-levy revenue. Montana state law provisions require the resident district to pay tuition in special cases. Billings Public Schools pays tuition for the education of students attending Yellowstone County Youth Services Center, Yellowstone Boys and Girls Ranch, AWARE and Yellowstone Academy. Under Senate Bill 191 passed by the 2013 Legislature, the District may assess a tuition fund levy for special education costs in excess of special education funding received.

## **Retirement Fund**

The Retirement Fund is used to pay the District's portion of Social Security, Teachers Retirement (TRS), Public Employees Retirement (PERS), and Unemployment Insurance for District employees. The Retirement Fund is financed primarily with a countywide levy, and to a lesser extent, investment earnings and fund balance re-appropriated.

## **Adult Education Fund**

The Adult Education Fund is used to pay for adult education. Programs to attain GED's, high school diplomas, as well as remedial college prep classes are offered. The fund is financed with local levy, tuition, and non-levy revenue.

## **Technology Fund**

The Technology Fund is used for the purchase, rental, repair, maintenance, and depreciation of technological equipment. This includes computers and computer network access and associated technical training for District personnel. The fund is financed with state money and other local, state, private, and federal funds received for the purpose of funding technology or technology-associated training. In May 2010 the High School District passed approximately \$1.1 million technology levy. The Elementary District passed a \$1.2 million technology levy in May 2013. This levy provides technology to ensure the success of the students.

## **Flexibility Fund**

This fund is a "special fund" authorized by the 2002 legislature and funded by the State. This fund allows districts wide latitude in spending. In general, the Flexibility Fund was designed to allow school districts to spend money outside the spending caps imposed by legislation. House Bills 351 and 387 from the 2019 legislature began utilizing the Flex fund to fund transformational learning and CTE opportunities for students.

## **Debt Service Fund**

The Debt Service Fund is used to pay interest and principal on outstanding bonds and special improvement district assessments. The fund is financed with a local tax levy, state revenues, and non-tax revenues. In November 2013, the elementary district approved a \$122.3 million bond levy to address technology, deferred maintenance and construction of two new middle schools. The High School debt service also includes energy efficiency improvement bonds

## **Building Reserve Fund**

The Building Reserve Fund is used to pay for major maintenance, remodeling, and building projects. The fund is established upon passage of a voted levy that authorizes the levy for up to 20 years. The amount levied in one year is limited to the total authorized levy divided by the number of years authorized. Fund balance re-appropriated and non-levy revenues are also sources of funding for the Building Reserve Fund. Currently, the District does not have any voter approval authorization to levy in this fund. The 2017 legislative session gave school districts the opportunity to permissively levy for infrastructure costs. Part of the legislation afforded school districts a portion of matching funding from the state, but the state has yet to fund this portion of the bill. For the FY21 budget, we are recommending permissively levying for building reserve. The district needs to be sure that infrastructure needs are being met on the improvements that were completed by way of the successful 2013 Bond measure in the Elementary District.



**Budget Report  
FY 2022**

56 Yellowstone

Submit ID:

0965 Billings Elem

**Summary**

Fund [A]	Adopted Budget [B]	Total Reserves (881-888) [C]	Reserve Limit [D]	% of Adopted Budget Reserved (C/B) x 100 [E]	Unreserved Fund Balance Reappropriated (870) [F]	Other Revenue [G]	District Property Tax Requirements (B - F - G = H) If < 0, enter 0 [H]	District Mill Levies H / (TV x .001) [I]
01 General	83,510,312.44	5,172,201.12	10%	6.19%	0.00	59,342,144.73	24,168,167.71	103.78
10 Transportation	5,333,370.00	1,066,674.00	20%	20.00%	161,425.84	970,000.00	4,201,944.16	18.04
11 Bus Depreciation	0.00	0.00	N/A	0.00%	0.00	0.00	0.00	0.00
13 Tuition	2,744,410.00		N/A		879,647.25	0.00	1,864,762.75	8.01
14 Retirement	13,500,000.00	2,700,000.00	20%	20.00%	2,455,727.15	11,044,272.85		
17 Adult Education	617,400.00	216,090.00	35%	35.00%	233,727.56	0.00	383,672.44	1.65
19 Non-Operating	0.00	0.00	N/A	0.00%	0.00	0.00	0.00	0.00
28 Technology	1,368,933.00	0.00	N/A	0.00%	118,362.82	50,570.18	1,200,000.00	5.15
29 Flexibility	2,567,773.29	0.00	N/A	0.00%	1,816,153.40	489,819.89	0.00	1.12
81 Building Reserve	2,891,317.20	0.00	N/A	0.00%	1,879,317.20	567,086.86	644,913.14	2.77
<b>Total of All Funds</b>	<b>112,533,515.93</b>	<b>9,154,965.12</b>			<b>7,344,361.22</b>	<b>72,463,894.51</b>	<b>32,463,460.20</b>	<b>140.52</b>

60 Debt Service								
Tax Jurisdiction								
ELBond	10,777,263.55	459,774.06	20-9-438	4.27%	0.00	563,000.00	10,214,263.55	43.86



**Budget Report  
FY 2022**

56 Yellowstone

Submit ID:

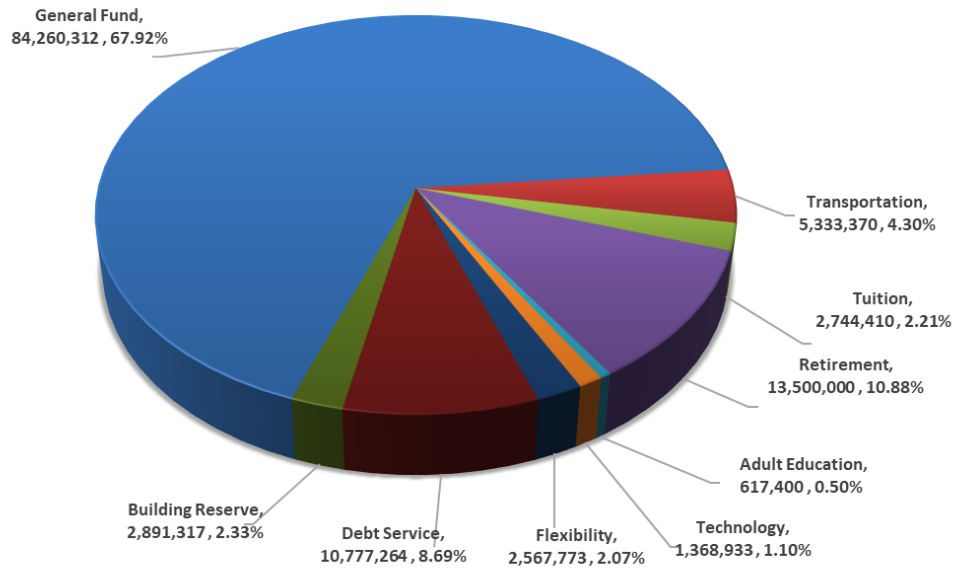
0966 Billings H S

**Summary**

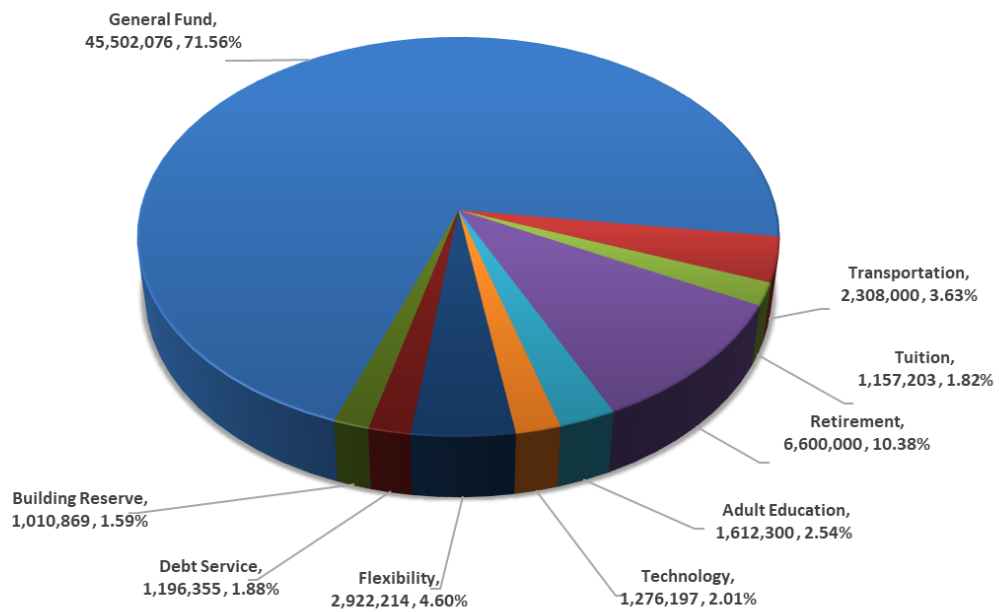
Fund [A]	Adopted Budget [B]	Total Reserves (981-988) [C]	Reserve Limit [D]	% of Adopted Budget Reserved (C/B) x 100 [E]	Unreserved Fund Balance Reappropriated (970) [F]	Other Revenue [G]	District Property Tax Requirements (B - F - G = H) If < 0, enter 0 [H]	District Mill Levies H / (TV x .001) [I]
01 General	45,502,076.25	3,417,161.84	10%	7.51%	0.00	32,175,924.71	13,326,151.54	45.89
10 Transportation	2,308,000.00	461,600.00	20%	20.00%	129,232.38	500,000.00	1,678,767.62	5.76
11 Bus Depreciation	0.00	0.00	N/A	0.00%	0.00	0.00	0.00	0.00
13 Tuition	1,157,203.00		N/A		236,805.60	0.00	920,397.40	3.16
14 Retirement	6,600,000.00	1,320,000.00	20%	20.00%	1,450,403.94	5,149,596.06		
17 Adult Education	1,612,300.00	564,305.00	35%	35.00%	15,798.40	280,000.00	1,316,501.60	4.52
18 Non-Operating	0.00	0.00	N/A	0.00%	0.00	0.00	0.00	0.00
28 Technology	1,276,196.75	0.00	N/A	0.00%	148,561.30	28,176.45	1,099,459.00	3.77
29 Flexibility	2,922,214.16	0.00	N/A	0.00%	2,132,203.98	528,210.18	0.00	0.90
81 Building Reserve	1,010,869.04	0.00	N/A	0.00%	432,869.04	221,953.15	356,046.85	1.22
<b>Total of All Funds</b>	<b>62,388,859.20</b>	<b>5,763,066.84</b>			<b>4,545,874.64</b>	<b>38,883,860.55</b>	<b>18,697,324.01</b>	<b>65.02</b>

60 Debt Service								
Tax Jurisdiction								
HSBond	1,196,355.26	40,213.56	20-9-438	3.36%	0.00	495,000.00	701,355.26	2.21

### 2021-22 Elementary School Budgeted Funds



### 2021-22 High School Budgeted Funds





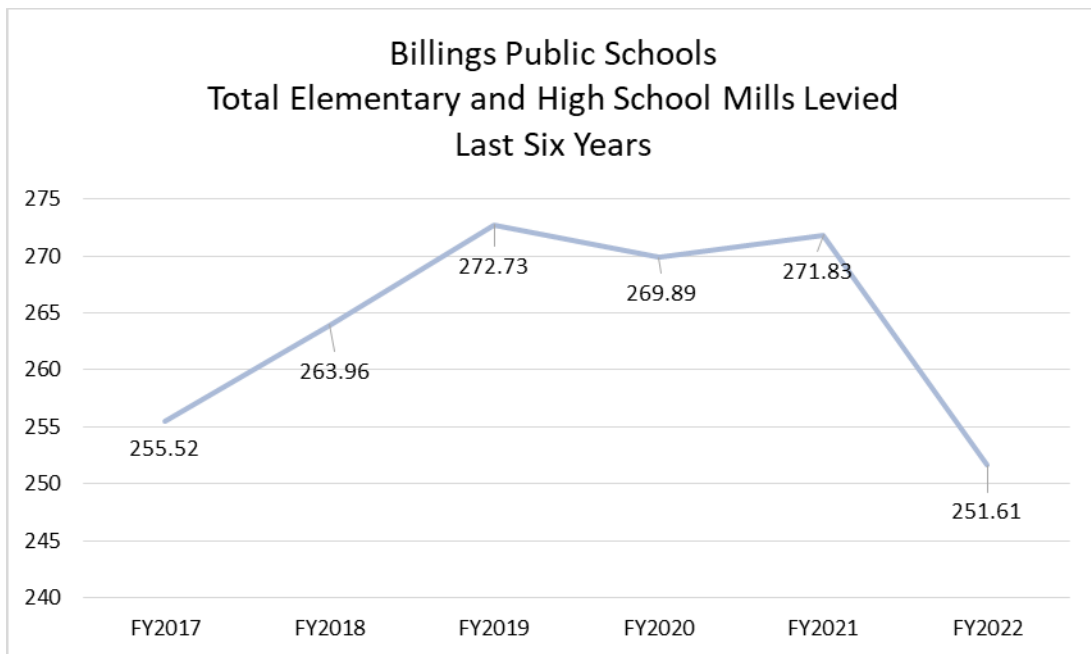
## The Impact of Budget on Taxpayers

School districts are required to impose a tax levy to finance the local share of total program revenue. The Department of Revenue office determines the assessed valuation of all property located within a district’s boundaries (e.g. residential, commercial, agricultural, oil and gas). The amount of property tax in Montana is not determined solely by the property’s value. The property’s value is multiplied by a tax rate, set by the legislature, to determine its taxable value. The taxable value is then multiplied by the millage rate. A mill is one tenth of one cent and the millage rate varies from year to year depending on numerous factors.

Millage values for FY22:

Elementary: 184.38

High School: 67.2

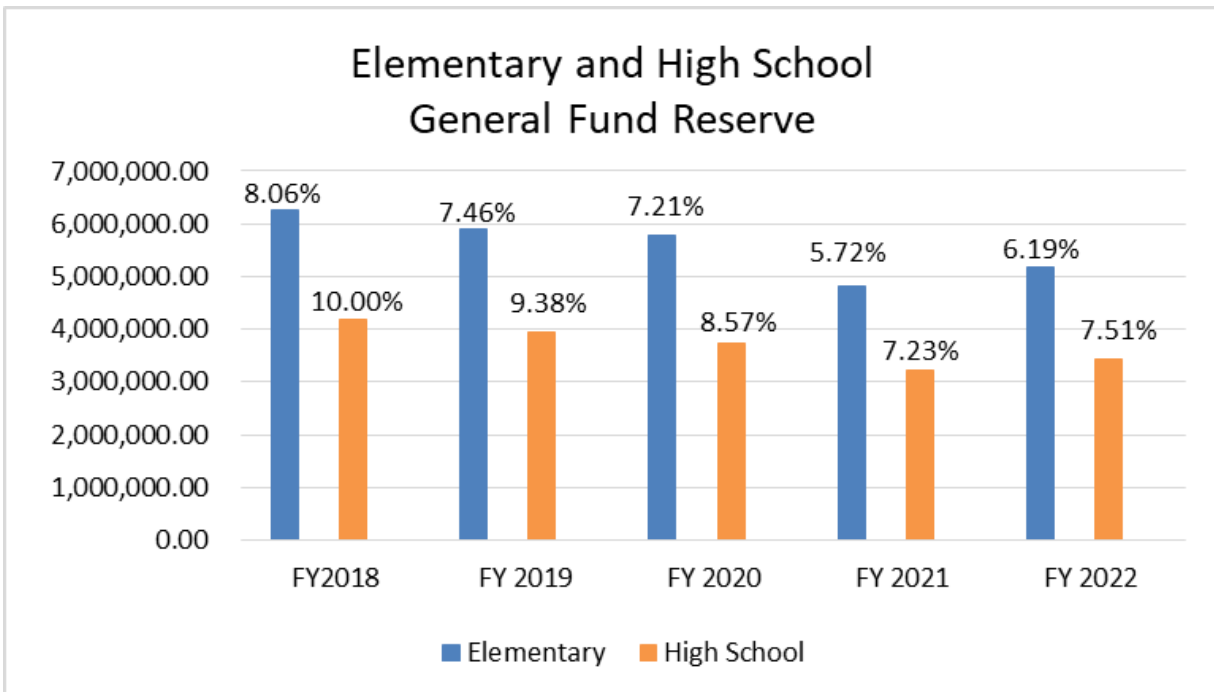


## Reserves

Under state law, the District is allowed to reserve up to 10% of the general fund adopted budget. The Board of Trustees has established a goal of maintaining at least a 5% reserve level. These reserves provide the District with sufficient working capital and a comfortable margin of safety to address emergencies and unexpected declines in revenue without borrowing. The chart below shows a five year history of general fund reserves.

### General Fund Reserve History

	Elementary General Fund		High School General Fund	
	Total Reserves	% of Adopted budget reserved	Total Reserves	% of Adopted budget reserved
<b>FY2018</b>	6,272,093.68	8.06%	4,173,882.99	10.00%
<b>FY 2019</b>	5,886,503.80	7.46%	3,932,915.39	9.38%
<b>FY 2020</b>	5,789,442.13	7.21%	3,730,637.10	8.57%
<b>FY 2021</b>	4,806,415.44	5.72%	3,207,799.18	7.23%
<b>FY 2022</b>	5,172,201.12	6.19%	3,417,161.84	7.51%



**PAGE INTENTIONALLY LEFT BLANK**



## All Elementary District Budgeted Funds by Function

**BILLINGS PUBLIC SCHOOLS**

Combined Statement of Revenues, Expenditures by Function  
 All Elementary District Budgeted Funds by Function  
 Adopted Budget FY22

REVENUES	General	Transportation	Tuition	Retirement	Adult			Debt Service	Building Reserve	Total Budgeted Funds
					Education	Technology	Flexibility			
Federal Revenue			0					563,000		563,000
State of Montana	58,994,225	485,000				50,570	489,820		567,087	60,586,702
Yellowstone County		485,000		11,527,702					0	12,012,702
District Revenue	24,516,087	4,363,370	2,744,410	1,972,298	617,400	1,318,363	2,077,953	10,214,264	2,324,230	50,148,375
<b>Total Revenues</b>	<b>83,510,312</b>	<b>5,333,370</b>	<b>2,744,410</b>	<b>13,500,000</b>	<b>617,400</b>	<b>1,368,933</b>	<b>2,567,773</b>	<b>10,777,264</b>	<b>2,891,317</b>	<b>123,310,779</b>
<b>EXPENDITURES</b>										<b>0</b>
Instruction	55,973,794		2,744,410	10,328,718	454,166	732,982	1,782,562			72,016,633
Support Services	6,045,595			885,332	4,500					6,935,426
Instructional Services	691,247			86,130			785,211			1,562,588
Educational Media Services	3,689,555			492,322		594,517				4,776,394
General Administration	1,500,419			27,087						1,527,506
School Administration	6,123,722			825,003	120,434					7,069,159
Business Services	1,213,271			147,236						1,360,507
Operations and Maintenance	8,224,620	8,597		580,850	38,300					8,852,367
Student Transportation	5,321	5,324,773		117,759						5,447,853
Support Services Central										0
Community Service										0
Food Service										0
Extracurricular Activities	2,500			9,563						12,063
Athletics	790,269									790,269
Building Improvement/ Facility Acquisition						41,434			2,891,317	2,932,751
Debt Service								10,777,264		10,777,264
Projected Surplus										0
<b>Total Expenditures</b>	<b>84,260,312</b>	<b>5,333,370</b>	<b>2,744,410</b>	<b>13,500,000</b>	<b>617,400</b>	<b>1,368,933</b>	<b>2,567,773</b>	<b>10,777,264</b>	<b>2,891,317</b>	<b>124,060,779</b>
<b>Net Revenues (Expenditures)</b>	<b>(750,000)</b>	<b>0</b>	<b>0</b>	<b>0</b>	<b>0</b>	<b>0</b>	<b>0</b>	<b>0</b>	<b>0</b>	<b>0</b>



## All High School District Budgeted Funds by Function

### BILLINGS PUBLIC SCHOOLS

Combined Statement of Revenues, Expenditures by Function  
 All High School District Budgeted Funds by Function  
 Adopted Budget FY22

	Adult							Debt Service	Building Reserve	Total Budgeted Funds
	General	Transportation	Tuition	Retirement	Education	Technology	Flexibility			
<b>REVENUES</b>										
Federal Revenue			0					495,000		495,000
State of Montana	32,013,939	250,000				28,176	528,210		221,953	33,042,279
Yellowstone County		250,000		6,600,000						6,850,000
District Revenue	13,488,137	1,808,000	1,157,203		1,612,300	1,248,020	2,394,004	701,355	788,916	23,197,935
<b>Total Revenues</b>	<b>45,502,076</b>	<b>2,308,000</b>	<b>1,157,203</b>	<b>6,600,000</b>	<b>1,612,300</b>	<b>1,276,197</b>	<b>2,922,214</b>	<b>1,196,355</b>	<b>1,010,869</b>	<b>63,585,214</b>
<b>EXPENDITURES</b>										0
Instruction	28,122,509		1,157,203	4,905,637	556,630	272,136	1,979,620			36,993,736
Support Services	2,368,524			379,181	207,748					2,955,453
Instructional Services	820,109			70,525			892,112			1,782,746
Educational Media Services	1,534,656			200,972		1,004,061	50,482			2,790,171
General Administration	776,186			29,982						806,169
School Administration	3,522,488			517,164	787,222					4,826,874
Business Services	641,135			86,397						727,532
Operations and Maintenance	5,307,461	7,297		329,484	34,100					5,678,343
Student Transportation		2,300,703		40,064						2,340,767
Support Services Central										0
Community Service										0
Food Service				13,697						13,697
Extracurricular Activities	8,500			7,503						16,003
Athletics	1,800,508			19,393						1,819,901
Building Improvement/ Facility Acquisition					26,600				1,010,869	1,037,469
Debt Service								1,196,355		1,196,355
Projected Surplus	600,000									600,000
<b>Total Expenditures</b>	<b>45,502,076</b>	<b>2,308,000</b>	<b>1,157,203</b>	<b>6,600,000</b>	<b>1,612,300</b>	<b>1,276,197</b>	<b>2,922,214</b>	<b>1,196,355</b>	<b>1,010,869</b>	<b>63,585,214</b>
<b>Net Revenues (Expenditures)</b>	<b>0</b>	<b>0</b>	<b>0</b>	<b>0</b>	<b>0</b>	<b>0</b>	<b>0</b>	<b>0</b>	<b>0</b>	<b>0</b>



## General Fund: Elementary

### BILLINGS PUBLIC SCHOOLS

Combined Statement of Revenues, Expenditures  
 Elementary District General Fund  
 Budget for the Year Ending June 30, 2022

	FY17	FY18	FY19	FY20	FY21	FY22
	Actual	Actual	Actual	Actual	Actual	Budget
<b>REVENUES</b>						
Federal Revenue						
State of Montana	53,967,698	52,432,167	55,094,912	56,767,967	58,725,177	58,994,225
Yellowstone County						
District Revenue	21,110,424	24,939,056	23,895,634	23,111,979	25,247,776	24,516,087
Total Revenues	75,078,122	77,371,223	78,990,546	79,879,946	83,972,953	83,510,312
<b>EXPENDITURES</b>						
Salaries	59,240,936	62,325,772	64,745,328	62,161,156	57,880,504	66,072,653
Benefits	9,045,307	9,821,698	10,060,830	10,212,879	9,839,389	10,595,812
Professional & Technical Services	1,008,461	736,040	608,878	698,730	726,518	831,372
Property Services	1,912,145	2,150,540	2,077,196	2,076,910	2,244,315	2,091,413
Purchased Services	2,027,269	1,831,360	1,978,790	1,962,061	2,120,775	2,246,565
Supplies/Materials	2,154,309	1,563,816	1,757,271	2,163,637	1,993,916	2,248,649
Property & Equipment	88,364	88,645	101,105	75,435	29,732	63,046
Other Objects	209,679	196,517	153,590	212,215	114,866	110,852
Other Use of Funds	0	(900,000)	(2,300,000)	1,300,000	8,737,000	0
Projected Surplus						0
Total Expenditures	75,686,470	77,814,388	79,182,988	80,863,023	83,687,015	84,260,362
Net Revenues (Expenditures)	(608,348)	(443,165)	(192,442)	(983,077)	285,938	(750,050)



## General Fund: High School

### BILLINGS PUBLIC SCHOOLS

Combined Statement of Revenues, Expenditures

High School District General Fund

Budget for the Year Ending June 30, 2022

	FY17	FY18	FY19	FY20	FY21	FY22
	Actual	Actual	Actual	Actual	Actual	Budget
<b>REVENUES</b>						
Federal Revenue						
State of Montana	27,456,307	26,619,627	28,704,349	29,462,852	31,032,646	32,013,939
Yellowstone County						
District Revenue	12,590,542	14,422,489	13,269,063	13,780,219	13,966,178	13,488,137
Total Revenues	40,046,849	41,042,116	41,973,411	43,243,072	44,998,825	45,502,076
<b>EXPENDITURES</b>						
Salaries	28,316,878	29,259,400	30,668,178	31,980,688	29,668,356	33,260,416
Benefits	4,232,559	4,418,794	4,726,794	4,913,322	4,878,123	4,836,161
Professional & Technical Services	830,674	571,092	602,758	581,743	640,274	1,005,363
Property Services	1,604,696	1,716,720	1,597,264	1,633,653	1,853,050	1,678,677
Purchased Services	1,491,368	1,431,297	1,694,342	1,419,788	1,297,614	1,844,259
Supplies/Materials	1,184,656	1,230,496	1,191,337	1,798,310	1,902,512	2,119,635
Property & Equipment	207,544	81,614	64,946	314,294	419,518	67,744
Other Objects	95,487	126,663	114,752	101,835	63,338	89,821
Other Use of Funds	1,559,930	2,400,000	1,670,000	1,000,000	4,163,000	
Projected Surplus						600,000
Total Expenditures	39,523,792	41,236,076	42,330,371	43,743,633	44,885,785	45,502,076
Net Revenues (Expenditures)	523,057	(193,960)	(356,960)	(500,561)	113,040	0



## Transportation Fund: Elementary

**BILLINGS PUBLIC SCHOOLS**

Combined Statement of Revenues, Expenditures

Elementary District Transportation Fund

Budget for the Year Ending June 30, 2022

	FY17	FY18	FY19	FY20	FY21	FY22
	Actual	Actual	Actual	Actual	Actual	Budget
<b>REVENUES</b>						
Federal Revenue					13,428	
State of Montana	740,838	670,099	435,039	485,066	483,791	485,000
Yellowstone County	536,580	549,290	494,794	485,066	483,791	485,000
District Revenue	2,493,764	2,632,983	3,421,107	3,776,559	4,345,299	4,363,370
Total Revenues	3,771,182	3,852,372	4,350,940	4,746,691	5,326,309	5,333,370
<b>EXPENDITURES</b>						
Salaries	1,007,726	861,393	862,300	884,660	873,437	1,102,838
Benefits	343,921	354,445	341,940	337,068	363,240	412,999
Professional & Technical Services	16,405	14,681	12,652	12,618	2,676	19,635
Property Services	1,586	3,059	2,880	3,338	27,823	6,660
Purchased Services	2,700,467	3,040,904	3,076,969	2,269,248	3,383,692	3,765,638
Supplies/Materials	29,301	5,801	4,060	8,783	4,115	25,600
Property & Equipment						
Other Objects						
Other Use of Funds				730,000		
Total Expenditures	4,099,406	4,280,283	4,300,801	4,245,715	4,654,983	5,333,370
Net Revenues (Expenditures)	(328,224)	(427,911)	50,139	500,976	671,326	0





## Transportation Fund: High School

**BILLINGS PUBLIC SCHOOLS**

Combined Statement of Revenues, Expenditures

High School District Transportation Fund

Budget for the Year Ending June 30, 2022

	FY17 Actual	FY18 Actual	FY19 Actual	FY20 Actual	FY21 Actual	FY22 Budget
<b>REVENUES</b>						
Federal Revenue					5,602	
State of Montana	352,748	308,764	221,256	250,485	249,494	250,000
Yellowstone County	267,612	266,169	254,902	250,485	249,494	250,000
District Revenue	1,332,452	1,475,851	1,649,022	1,573,386	1,550,478	1,808,000
Total Revenues	1,952,813	2,050,784	2,125,179	2,074,356	2,055,068	2,308,000
<b>EXPENDITURES</b>						
Salaries	340,072	240,515	265,348	261,550	268,361	291,443
Benefits	110,200	103,651	115,386	110,675	118,698	115,397
Professional & Technical Services	3,000	1,330	1,032	1,032	1,032	2,500
Property Services	5,360	1,697	1,451	1,739	14,022	5,160
Purchased Services	1,653,387	1,653,693	1,622,047	1,182,799	1,740,608	1,880,300
Supplies/Materials	18,424	1,503	2,166	1,175	686	13,200
Property & Equipment						
Other Objects						
Other Use of Funds						
SB348 Safety Transfer				370,000		
Total Expenditures	2,130,443	2,002,389	2,007,430	1,928,970	2,143,407	2,308,000
Net Revenues (Expenditures)	(177,630)	48,395	117,749	145,386	(88,339)	0



## Tuition Fund: Elementary

**BILLINGS PUBLIC SCHOOLS**

Combined Statement of Revenues, Expenditures

Elementary District Tuition Fund

Budget for the Year Ending June 30, 2022

	FY17 Actual	FY18 Actual	FY19 Actual	FY20 Actual	FY21 Actual	FY22 Budget
<b>REVENUES</b>						
State of Montana						
Yellowstone County						
District Revenue	2,484,015	1,674,466	2,075,793	2,985,884	3,547,014	2,744,410
Total Revenues	2,484,015	1,674,466	2,075,793	2,985,884	3,547,014	2,744,410
<b>EXPENDITURES</b>						
Salaries	864,000	2,263,259	1,784,262	2,311,886	2,264,500	1,905,874
Benefits	333,000	417,731	362,289	359,722	354,283	358,536
Professional & Technical Services						
Property Services						
Purchased Services	149,442	229,491	232,001	197,966	194,684	480,000
Supplies/Materials		2,720	450			
Property & Equipment						
Other Objects						
Other Use of Funds						
Total Expenditures	1,346,442	2,913,201	2,379,002	2,869,574	2,813,467	2,744,410
Net Revenues (Expenditures)	1,137,573	(1,238,735)	(303,209)	116,310	733,547	0



## Tuition Fund: High School

**BILLINGS PUBLIC SCHOOLS**

Combined Statement of Revenues, Expenditures  
 High School District Tuition Fund  
 Budget for the Year Ending June 30, 2022

	FY17 Actual	FY18 Actual	FY19 Actual	FY20 Actual	FY21 Actual	FY22 Budget
<b>REVENUES</b>						
State of Montana						
Yellowstone County						
District Revenue	434,186	438,171	1,065,455	1,221,146	1,406,352	1,157,203
Total Revenues	434,186	438,171	1,065,455	1,221,146	1,406,352	1,157,203
<b>EXPENDITURES</b>						
Salaries	96,000	228,100	547,594	665,353	661,564	642,948
Benefits	37,000	67,764	98,384	225,963	123,059	19,255
Professional & Technical Services						
Property Services						
Purchased Services	297,590	374,680	380,000	375,057	385,611	495,000
Supplies/Materials						
Property & Equipment						
Other Objects						
Other Use of Funds						
Total Expenditures	430,590	670,544	1,025,978	1,266,373	1,170,234	1,157,203
Net Revenues (Expenditures)	3,596	(232,373)	39,477	(45,227)	236,118	0



## Retirement Fund: Elementary

**BILLINGS PUBLIC SCHOOLS**

Combined Statement of Revenues, Expenditures

Elementary District Retirement Fund

Budget for the Year Ending June 30, 2022

	<b>FY17</b>	<b>FY18</b>	<b>FY19</b>	<b>FY20</b>	<b>FY21</b>	<b>FY22</b>
	<b>Actual</b>	<b>Actual</b>	<b>Actual</b>	<b>Actual</b>	<b>Actual</b>	<b>Budget</b>
<b>REVENUES</b>						
State of Montana						
Yellowstone County	11,505,010	11,383,701	12,552,806	12,687,292	13,395,616	11,527,702
District Revenue	7,230	12,396	44,159	31,422	3,817	1,972,298
Total Revenues	11,512,240	11,396,097	12,596,965	12,718,714	13,399,432	13,500,000
<b>EXPENDITURES</b>						
Salaries						
Benefits	10,829,302	11,050,201	12,192,074	13,115,017	11,299,486	13,500,000
Professional & Technical Services						
Property Services						
Purchased Services						
Supplies/Materials						
Property & Equipment						
Other Objects						
Other Use of Funds						
Total Expenditures	10,829,302	11,050,201	12,192,074	13,115,017	11,299,486	13,500,000
Net Revenues (Expenditures)	682,938	345,896	404,891	(396,303)	2,099,946	0



## Retirement Fund: High School

**BILLINGS PUBLIC SCHOOLS**

Combined Statement of Revenues, Expenditures

High School District Retirement Fund

Budget for the Year Ending June 30, 2022

	FY17	FY18	FY19	FY20	FY21	FY22
	Actual	Actual	Actual	Actual	Actual	Budget
<b>REVENUES</b>						
State of Montana						
Yellowstone County	5,649,470	6,351,548	5,972,534	5,719,434	7,469,400	6,600,000
District Revenue	3,473	14,216	27,269	17,289	1,061	
Total Revenues	5,652,943	6,365,764	5,999,804	5,736,723	7,470,461	6,600,000
<b>EXPENDITURES</b>						
Salaries						
Benefits	5,412,297	5,626,754	5,783,345	6,999,707	5,721,004	6,600,000
Professional & Technical Services						
Property Services						
Purchased Services						
Supplies/Materials						
Property & Equipment						
Other Objects						
Other Use of Funds						
Total Expenditures	5,412,297	5,626,754	5,783,345	6,999,707	5,721,004	6,600,000
Net Revenues (Expenditures)	240,646	739,010	216,459	(1,262,984)	1,749,457	0



## Adult Education: Elementary

**BILLINGS PUBLIC SCHOOLS**

Combined Statement of Revenues, Expenditures

Elementary District Adult Education Fund

Budget for the Year Ending June 30, 2022

	FY17 Actual	FY18 Actual	FY19 Actual	FY20 Actual	FY21 Actual	FY22 Budget
<b>REVENUES</b>						
State of Montana						
Yellowstone County						
District Revenue	416,147	479,667	595,157	399,181	289,025	617,400
Total Revenues	416,147	479,667	595,157	399,181	289,025	617,400
<b>EXPENDITURES</b>						
Salaries	290,358	292,187	119,445	137,041	121,056	246,255
Benefits	26,381	34,599	16,436	20,801	12,695	12,671
Professional & Technical Services	15,246	2,685	19,429	32,252	14,500	50,300
Property Services	67,694	16,064	42,283	36,372	35,868	41,950
Purchased Services	107,755	66,991	109,767	12,771	119,393	146,600
Supplies/Materials	56,471	16,313	46,989	31,452	52,528	119,624
Property & Equipment	0		8,932		5,217	
Other Objects	4,305	821		116	25	
Other Use of Funds						
Total Expenditures	568,210	429,660	363,281	270,805	361,282	617,400
Net Revenues (Expenditures)	(152,063)	50,007	231,876	128,376	(72,257)	0



## Adult Education: High School

### BILLINGS PUBLIC SCHOOLS

Combined Statement of Revenues, Expenditures

High School District Adult Education Fund

Budget for the Year Ending June 30, 2022

	FY17	FY18	FY19	FY20	FY21	FY22
	Actual	Actual	Actual	Actual	Actual	Budget
<b>REVENUES</b>						
State of Montana						
Yellowstone County						
District Revenue	1,269,786	974,648	1,456,942	1,349,143	1,457,595	1,612,300
Total Revenues	1,269,786	974,648	1,456,942	1,349,143	1,457,595	1,612,300
<b>EXPENDITURES</b>						
Salaries	910,731	895,432	1,027,290	1,007,662	930,844	999,900
Benefits	148,279	130,386	153,696	156,497	140,590	138,601
Professional & Technical Services	3,568	34,339	12,899	20,207	10,727	108,800
Property Services	45,652	57,378	20,458	21,861	18,920	29,800
Purchased Services	14,022	86,598	127,485	133,787	110,253	196,831
Supplies/Materials	49,324	96,140	42,583	41,569	30,109	111,768
Property & Equipment	7,761	153,754	10,252	22,803		26,600
Other Objects	1,335	2,597	10,667	1,585	522	
Other Use of Funds						
Total Expenditures	1,180,672	1,456,624	1,405,330	1,405,971	1,241,965	1,612,300
Net Revenues (Expenditures)	89,114	(481,976)	51,612	(56,828)	215,630	0



## Technology Fund: Elementary

**BILLINGS PUBLIC SCHOOLS**

Combined Statement of Revenues, Expenditures

Elementary District Technology Fund

Budget for the Year Ending June 30, 2022

	FY17 Actual	FY18 Actual	FY19 Actual	FY20 Actual	FY21 Actual	FY22 Budget
<b>REVENUES</b>						
State of Montana	67,923	108,165		68,351	68,722	50,570
Yellowstone County						
District Revenue	1,162,534	1,218,391	1,251,334	1,192,887	1,223,014	1,318,363
Total Revenues	1,230,457	1,326,556	1,251,334	1,261,238	1,291,736	1,368,933
<b>EXPENDITURES</b>						
Salaries	339,595	317,616	345,349	351,890	253,465	337,137
Benefits	47,807	44,970	47,913	49,483	40,502	51,085
Professional & Technical Services	17,282	45,608	15,364	792	50	38,168
Property Services		5,089	560	535	2,191	4,427
Purchased Services	15,758	14,834	72,835	65,699	47,376	61,686
Supplies/Materials	869,108	863,468	837,592	703,323	969,005	801,389
Property & Equipment	12,680	15,371	133,390	81,626	26,858	75,041
Other Objects	600					
Other Use of Funds					168,585	
Total Expenditures	1,302,830	1,306,956	1,453,003	1,253,348	1,508,032	1,368,933
Net Revenues (Expenditures)	(72,373)	19,600	(201,669)	7,890	(216,296)	0





## Technology Fund: High School

**BILLINGS PUBLIC SCHOOLS**

Combined Statement of Revenues, Expenditures

High School District Technology Fund

Budget for the Year Ending June 30, 2022

	FY17	FY18	FY19	FY20	FY21	FY22
	Actual	Actual	Actual	Actual	Actual	Budget
<b>REVENUES</b>						
State of Montana	36,388			36,997	36,861	28,176
Yellowstone County						
District Revenue	1,070,346	1,116,731	1,140,979	1,099,036	1,121,863	1,248,020
Total Revenues	1,106,734	1,116,731	1,140,979	1,136,033	1,158,723	1,276,197
<b>EXPENDITURES</b>						
Salaries	282,215	264,971	273,992	296,517	305,781	634,924
Benefits	49,122	37,040	46,883	49,669	51,418	106,279
Professional & Technical Services	28,987	22,032	13,369	7	1,395	19,429
Property Services	1,299	3,861	60	1,400	2,101	8,033
Purchased Services	18,401	30,666	74,480	47,571	29,960	92,415
Supplies/Materials	574,113	801,978	692,022	692,386	712,554	348,549
Property & Equipment	6,246	10,996	14,256	13,306	13,228	66,568
Other Objects						
Other Use of Funds					483,592	
Total Expenditures	960,383	1,171,544	1,115,062	1,100,856	1,600,029	1,276,197
Net Revenues (Expenditures)	146,351	(54,813)	25,917	35,177	(441,306)	0



## Flexibility Fund: Elementary

### BILLINGS PUBLIC SCHOOLS

Combined Statement of Revenues, Expenditures  
 Elementary District Flexibility Fund  
 Budget for the Year Ending June 30, 2022

	FY17	FY18	FY19	FY20	FY21	FY22
	Actual	Actual	Actual	Actual	Actual	Budget
<b>REVENUES</b>						
State of Montana	208,845			254,733	257,088	489,820
Yellowstone County						
District Revenue	11,871	15,518	19,326	14,904		2,077,953
Total Revenues	220,715	15,518	19,326	269,637	257,088	2,567,773
<b>EXPENDITURES</b>						
Salaries		95	21,543	2,785	13,157	260,000
Benefits		13		7	37	
Professional & Technical Services	3,500				22,959	478,320
Property Services						
Purchased Services	19	137	398		10,118	37,000
Supplies/Materials	171	1,539		7,409	30,802	1,792,453
Property & Equipment						
Other Objects						
Other Use of Funds						
Total Expenditures	3,690	1,784	21,941	10,201	77,073	2,567,773
Net Revenues (Expenditures)	217,025	13,734	(2,615)	259,436	180,015	0



## Flexibility Fund: High School

### BILLINGS PUBLIC SCHOOLS

Combined Statement of Revenues, Expenditures

High School District Flexibility Fund

Budget for the Year Ending June 30, 2022

	FY17	FY18	FY19	FY20	FY21	FY22
	Actual	Actual	Actual	Actual	Actual	Budget
<b>REVENUES</b>						
State of Montana	257,595	134,228		254,733	497,079	528,210
Yellowstone County						
District Revenue	12,052	16,053	22,183	17,257	3,635	2,394,004
Total Revenues	269,647	150,281	22,183	271,989	500,713	2,922,214
<b>EXPENDITURES</b>						
Salaries					1,049	420,000
Benefits					3	
Professional & Technical Services					90,852	317,087
Property Services					0	
Purchased Services					0	
Supplies/Materials					47,760	2,185,127
Property & Equipment						
Other Objects					2,837	
Other Use of Funds						
Total Expenditures	0	0	0	0	142,501	2,922,214
Net Revenues (Expenditures)	269,647	150,281	22,183	271,989	358,212	0



## Debt Service Fund: Elementary

**BILLINGS PUBLIC SCHOOLS**

Combined Statement of Revenues, Expenditures  
 Elementary District Debt Service Fund  
 Budget for the Year Ending June 30, 2022

	FY17	FY18	FY19	FY20	FY21	FY22
	Actual	Actual	Actual	Actual	Actual	Budget
<b>REVENUES</b>						
Federal Revenue	529,451	531,157	533,432	537,745	536,275	563,000
State of Montana						
Yellowstone County					352,616	
District Revenue	8,789,812	10,375,570	10,404,460	9,680,054	10,789,729	10,214,264
Other Sources of Funds					81,305,000	
<b>Total Revenues</b>	<b>9,319,263</b>	<b>10,906,727</b>	<b>10,937,892</b>	<b>10,217,799</b>	<b>92,983,620</b>	<b>10,777,264</b>
<b>EXPENDITURES</b>						
Salaries						
Benefits						
Professional & Technical Services						
Property Services						
Purchased Services						
Supplies/Materials						
Property & Equipment						
Other Objects	9,673,304	9,671,304	9,670,904	9,669,454	91,679,818	10,777,264
Other Use of Funds						
<b>Total Expenditures</b>	<b>9,673,304</b>	<b>9,671,304</b>	<b>9,670,904</b>	<b>9,669,454</b>	<b>91,679,818</b>	<b>10,777,264</b>
<b>Net Revenues (Expenditures)</b>	<b>(354,041)</b>	<b>1,235,423</b>	<b>1,266,988</b>	<b>548,345</b>	<b>1,303,802</b>	<b>0</b>



## Debt Service Fund: High School

### BILLINGS PUBLIC SCHOOLS

Combined Statement of Revenues, Expenditures

High School District Debt Service Fund

Budget for the Year Ending June 30, 2022

	FY17	FY18	FY19	FY20	FY21	FY22
	Actual	Actual	Actual	Actual	Actual	Budget
<b>REVENUES</b>						
Federal Revenue	487,004	488,574	490,666	494,634	494,010	495,000
State of Montana					61,416	
Yellowstone County						
District Revenue	622,942	769,162	769,754	722,222	695,817	701,355
Total Revenues	1,109,946	1,257,736	1,260,420	1,216,856	1,251,244	1,196,355
<b>EXPENDITURES</b>						
Salaries						
Benefits						
Professional & Technical Services						
Property Services						
Purchased Services						
Supplies/Materials						
Property & Equipment						
Other Objects	570,520	571,070	571,370	571,370	571,370	1,196,355
Other Use of Funds						
Total Expenditures	570,520	571,070	571,370	571,370	571,370	1,196,355
Net Revenues (Expenditures)	539,426	686,666	689,050	645,486	679,874	0



## Building Reserve Fund: Elementary

**BILLINGS PUBLIC SCHOOLS**

Combined Statement of Revenues, Expenditures  
 Elementary District Building Reserve Fund  
 Budget for the Year Ending June 30, 2022

	FY17	FY18	FY19	FY20	FY21	FY22
	Actual	Actual	Actual	Actual	Actual	Budget
<b>REVENUES</b>						
State of Montana					534,617	567,087
Yellowstone County				512,609		
District Revenue	2,581	2,380	995,108	659,255	650,773	2,324,230
Total Revenues	2,581	2,380	995,108	1,171,864	1,185,389	2,891,317
<b>EXPENDITURES</b>						
Salaries						
Benefits						
Professional & Technical Services					16,185	
Property Services					48,221	
Purchased Services						
Supplies/Materials				247		
Property & Equipment		82,940	463,903	443,818	892,435	2,891,317
Other Objects						
Other Use of Funds						
Total Expenditures	0	82,940	463,903	444,065	956,841	2,891,317
Net Revenues (Expenditures)	2,581	(80,560)	531,205	727,799	228,548	0



## Building Reserve Fund: High School

**BILLINGS PUBLIC SCHOOLS**

Combined Statement of Revenues, Expenditures

High School District Building Reserve Fund

Budget for the Year Ending June 30, 2022

	FY17	FY18	FY19	FY20	FY21	FY22
	Actual	Actual	Actual	Actual	Actual	Budget
<b>REVENUES</b>						
State of Montana				194,283	213,443	221,953
Yellowstone County						
District Revenue	2,134	2,561	499,484	357,425	363,253	788,916
Total Revenues	2,134	2,561	499,484	551,708	576,697	1,010,869
<b>EXPENDITURES</b>						
Salaries						
Benefits						
Professional & Technical Services					4,464	
Property Services					57,946	
Purchased Services						
Supplies/Materials						
Property & Equipment			204,714	744,496	411,190	1,010,869
Other Objects						
Other Use of Funds						
SB348 Safety Transfer						
Total Expenditures	0	0	204,714	744,496	473,600	1,010,869
Net Revenues (Expenditures)	2,134	2,561	294,770	(192,788)	103,097	0