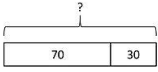















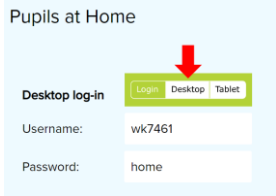
<p>M</p>	<p>Phonics Overall learning To become familiar with the different spellings of the 'o' sound. To revise the different spellings of the 'oy' sound.</p> <p>Learning objective - 1 To be able to read and spell using the 'o/a' spelling of the o sound.</p> <p>Word building Make a small card for each of the sounds in each word and mix them up. (keeping each word separate)</p> <p>Say each of the following words very clearly and slowly before building each word and reading it back.</p> <p>comic - c/o/m/i/c chopstick - ch/o/p/s/t/i/ck watch - w/a/tch wasp - w/a/s/p</p> <p>Learning objective -2 To be able to read and spell using the 'oi/oy' spellings of the oy sound.</p> <p>Write each of the following words on a piece of paper. Read each word carefully and underline the 'oi/oy' spelling in each word. Now sort the words into 2 piles for oi/oy</p> <p>spoilt, poison, tinfoil loyal, joyful, buoyant draw attention to syllables/compound words Now write a silly sentence to include as many of these words as you can!</p>	<p>English Learning objective: To be able to reflect on the story so far.</p> <p>To formulate questions.</p> <p>To confidently ask questions and evaluate the source of information received</p> <p>Success Criteria I can talk about what has happened in the story so far and how I feel about the characters.</p> <p>I can create questions using a variety of question words from the word mat to ask Rapunzel.</p> <p>I can underline the questions that provide us with the 'most information' in blue and the 'least amount of information' in red.</p> <p>Task Think about what questions you would want to ask Rapunzel directly at this point of the story so far.</p> <p>Click on the powerpoint entitled 'week 2 English powerpoint'.</p> <p>Remember to punctuate your question correctly using: -A capital letter at the start of your question -A question mark at the end.</p>	<p>Maths</p> <p>Learning Objective: I can use a bar model to solve calculations and find a fact family.</p> <p>Remember to... Check that your parts make the whole Addition can be done in any order. Largest number must be first for subtraction</p> <p>Follow the PowerPoint entitled 'Monday Maths' and complete the activities.</p> <div style="text-align: center;">  <p>70 + 30 = 100</p> </div>	<p>Handwriting Learning objective To form b,c,d,e,f correctly.</p> <p>Refer to the file attached entitled 'Monday handwriting sheet'.</p> <p>Remember to: Form the letters correctly on the line as you come up to form the letters.</p> <p>-Challenge: Can you think of any words that begin with these letters? Have a go at writing these words using a lead in and lead out.</p>	<p>Reading</p> <p>Reading via Bug Club or your allocated reading book(s).</p> <div style="text-align: center;">  <p>Bug Club</p> <p>Click here for Bug Club Login</p> </div>	<p>PE- Learning objective: To be able to travel in different ways.</p> <p>Warm up: Can you travel on your side? Can you travel in a zig zag?</p> <p>Task one skill Can you hop scotch forwards and backwards? Can you travel on your side and then pivot to the other side?</p> <p>Can you skip with your knee (opposite) in the air swinging your arms as you travel?</p> <div style="text-align: center;">  </div> <p>Red challenge: Can you travel in a zig zag by side stepping? How can you make this challenge even harder/easier? Share this with a family member at home.</p>
----------	--	---	--	---	---	--

T	<p>Phonics</p> <p>Overall learning To become familiar with the different spellings of the 'o' sound. To revise the different spellings of the 'oy' sound.</p> <p>Learning objective - 1 To be able to read and spell using the 'a' spelling of the o sound.</p> <p>Building polysyllabic words</p> <p>watchful – watch/ful wandering – wan/der/ing</p> <p>Write each of these words with the line between some of the letters As you say each word put your hand under your chin and notice when it drops. Each 'drop' is a syllable.</p> <p>Learning objective -2 To be able to read and spell using the 'oi/oy' spellings of the oy sound.</p> <p>Sound Sort Write each of the following words on a piece of paper. Read each word carefully and underline the 'oi/oy' spelling in each word. Now sort the words into 2 piles for oi/oy</p> <p>joining, moisten, spoil toys, boys, royal</p> <p>Notice the s spelling of the z sound in toys/boys</p> <p>Dictation Listen to the silly sentence very carefully before writing it down. Remember to use the correct spellings. Listen to the dictation on the phonics week 4 PP. The boys were spoiling the royal toys as they played joyfully.</p>	<p>English</p> <p>Learning intention: To write a diary entry.</p> <p>Success Criteria: Start with 'Dear Diary'. Describe the places where the events happened. Write in the past tense. Use pronouns like I, my and me to show that the events happened to you</p> <p>Task Click on the link entitled 'Rapunzel story' to access the story. Refer to slide 10.</p> <p>Ask your child: How is she feeling here? Why might she be feeling this way? Why is the Witch threatening her?</p> <p>Click on the powerpoint entitled 'Week 2 English Rapunzel' and refer to slides 11 and 12.</p> <p>Can you write a diary entry from Rapunzel?</p> <p>In your entry include: -how she is feeling -what her day to day routine is inside the tower -how she feels about the Witch snipping her hair for 'riches'.</p> <p>Try to use adventurous vocabulary, finger spaces and capital letters for the beginning of each new sentence.</p> <p>Nb: Take a photo of your work and upload it onto your Purple Mash account.</p>	<p>Maths</p> <p>Learning Objective: I can recall fact families (+ and -) up to 20 fluently.</p> <p>Remember to... Check that your parts make the whole Addition can be done in any order. Largest number must be first for subtraction Find four number sentences.</p> <p>Click the link below and practice making fact families. Start with up to 10, then up to 20.</p> 	<p>Jigsaw</p> <p>Learning objectives: To listen to other people and contribute my own ideas about rewards and consequences help make my class a safe and fair place</p> <p>Task: Think about a calm place. Where are you most calm?</p> <p>When we are in school, a quiet place or in a group with others we learn to appreciate their company, their view or opinion. If we disagree how can we show this but in a kind way?</p> <p>Think about ways you may politely say no to a game or show a disagreement without upsetting others. What strategies might you use?</p> <p>Look at the images attached entitled 'Tuesday PSHE Jigsaw'. Which image makes you feel safe? Why?</p> <p>Share this discussion with an adult at home.</p> 	<p>Reading</p> <p>Reading via Bug Club or your allocated reading book(s).</p>  <p>Bug Club</p> <p>Click here for Bug Club Login</p> <p>Click on the link below to access high quality, audio children's books.</p> <p>Challenge your child by asking them questions about the story.</p> <p>Stories - KS1 English - BBC Bitesize</p>	<p>ART</p> <p>Learning challenge: To be able to design a new fabulous tower for Rapunzel.</p> <p>Remember to Think about her interests and what special features you might like to include. Be as creative as you like!</p> <p>Task Design a new and improved tower for Rapunzel. Draw your design very carefully including lots of detail and label it carefully.</p>   
---	---	---	--	--	---	---

<p>W</p>	<p>Phonics</p> <p>Overall learning To become familiar with the different spellings of the 'o' sound. To revise the different spellings of the 'oy' sound.</p> <p>Learning objective - 1 To be able to read and spell using the 'o/a' spelling of the o sound.</p> <p>On sound different spellings stop - s/t/o/p Thomas - Th/o/m/a/s what - wh/a/t was - w/a/s</p> <p>Write the sounds needed to build each word on a separate piece of paper. Mix them up and then say the word very slowly. Build the word accurately with the sound cards. Now repeat for the next word.</p> <p>Learning objective - 2 To be able to read and spell using the 'oi/oy' spellings of the oy sound.</p> <p>Dictation Listen to the sentence very carefully before writing it down. Remember to use the correct spellings.</p> <p>Underline the different spellings of the 'oy' sound that you wrote.</p> <p>Listen to the dictation on the phonics week 4 PP.</p> <p>Viv got a new toy. 'This is Roy the cowboy,' said Viv. She put him in the toy room.</p>	<p>English</p> <p>Learning challenge: To write a letter.</p> <p>Success Criteria: I know that a letter needs to start with 'dear to' I know that the letter needs to include suggestions that will help Rapunzel feel less bored. I will use varied sentence stems for my letter. I will read my letter to make sure that it makes sense. I will finish my letter with 'from 'yours sincerely'.</p> <p>Task Poor Rapunzel is trapped in a tower. She is really bored and fed up being inside. We are all "lockdown" experts about what to do when we have to stay at home. I think we could help Rapunzel to take her mind off being bored and lonely by writing her a letter and tell her some good things that you can do by yourself. What things have you done at home?</p> <p>Write a letter to Rapunzel inviting her to learn some new skills to keep her busy whilst she is inside of the tower.</p> <p>Can you take a photo of your letter and upload this onto your Purple Mash account.</p> <p>Click on the powerpoint entitled 'Week 2 English powerpoint' to access the slides 14-18.</p>	<p>Maths</p> <p>Click on the link below and complete the activities 'Addition and Subtraction 1 – OW' to revise what we already know about addition and subtraction.</p> <p></p>	<p>Science</p> <p>Learning Objectives: To be able to talk about the properties of different materials.</p> <p>To understand the terms – 'tough & flexible'</p> <p>Collect a range of objects from around the house made of different materials – metal & wooden spoons, china plate, glass, plastic beaker, paper book, newspaper, magazine, plastic toy, a stone etc</p> <p>Can you identify all the objects that you feel are 'tough'? What makes you think this?</p> <p>Now collect all the objects that you feel are flexible. Explain your thinking to your adult.</p> <p>Now play a game of 'odd one out'. Choose 3 objects. Can you explain why one of them would be the odd one out? Use your science knowledge of materials in your explanation. (There are no wrong answers here as long as you can explain your thinking)</p> <p></p> <p>Repeat with a different set of 3 objects.</p>	<p>Computing</p> <p>Learning Objectives: I can type on a keyboard</p> <p>Remember to: I can log on and off of the computer I can use two hands to type. I can use one space between words. I can keep typing at the end of a line. I can use the shift key for capitals.</p> <p>Follow the PowerPoint entitled 'Computing Wednesday Lesson 4 typing', and practice typing by clicking the link below.</p> <p></p>	<p>Story Time</p> <p>Please share one of your favourite books with an adult, or visit https://home.oxfordowl.co.uk/reading/free-ebooks/ and choose a story you have not heard before</p>
----------	--	---	--	---	---	---

Morning physical activity - <http://jumpstartionmy.co.uk/>

Science

<p>TH</p>	<p>Phonics</p> <p>Overall learning To become familiar with the different spellings of the 'o' sound. To revise the different spellings of the 'oy' sound.</p> <p>Learning objective - 1 To be able to read and spell using the 'a' spelling of the o sound.</p> <p>Word building Make a small card for each sound – w a n t w h sh</p> <p>Say each of the following words very clearly and slowly before building each word and reading it back. want, what, wash</p> <p>Learning objective - 2 To be able to read and spell using the 'oi/oy' spellings of the oy sound.</p> <p>Seek the sound Read the sentences on the PP – T1 week 3 phonics Thursday Underline all the 'oy/oi' sounds as you read them in the sentences.</p> <p>Dictation Listen to the sentence very carefully before writing it down. Remember to use the correct spellings.</p> <p>Listen to the dictation on the phonics week 4 PP.</p> <p>Rex spoiled Roy's game. Roy was annoyed. Jill said, 'Let's all enjoy a story.'</p> <p>Underline the different spellings of the 'oy/oi' sound that you wrote.</p>	<p>English</p> <p>Learning challenge: To share their responses to a poem. To reenact a poem in a group.</p> <p>Success Criteria: I can listen and respond to a poem.</p> <p>I can talk about the use of words in the poem and their meaning.</p> <p>I can add actions to the poem and act it out with my group.</p> <p>Task Refer back to the slide 10 of 'Rapunzel's story'.</p> <p>Discuss with your child what they may already know already about witch's curses, spells and potions. What other books have they read where this happens? What films or TV programmes have they seen where someone is cursed? What do they notice about the potions and spells that witches and wizards create?</p> <p>Click on the link to access the powerpoint entitled 'Week 2 English Rapunzel'. Share the poem 'The Wicked Witches' Song' by Clare Bevan on slide 33.</p> <p>Can you act this poem out with your child?</p>	<p>Maths</p> <p>Click on the link below and complete the activities 'Number facts and doubles 2' to revise what we already know about addition and subtraction.</p> <p></p>	<p>Reading</p> <p>Reading via Bug Club or your allocated reading book(s).</p> <p> Bug Club</p> <p>Click here for Bug Club Login</p>	<p>Handwriting</p> <p>Learning challenge: To practice forming the letters a,b,c,d,e,f,g</p> <p>Click on the link to access the file attached entitled 'Handwriting Thursday'.</p> <p>Practice writing the words using capitals and lower case pre-cursive letters.</p> <p>Sign on to www.letterjoin.co.uk</p> <p>Sign in with the details below: Pupils at Home</p> <div data-bbox="1653 555 1928 751">  </div> <p>Access the interactive videos to support your child in forming both lower and upper case letters.</p>	
-----------	---	---	---	--	---	--

F

Morning physical activity - <http://jumstartionny.co.uk/>

Phonics

Overall learning

To become familiar with the different spellings of the 'o' sound.

To revise the different spellings of the 'oy' sound.

Learning objective - 1


To be able to read and spell using the 'o' spelling of the o sound.

Sound Review

crocodile / watch

stop /wasp

Using only the pictures can you spell each of the words using the correct spelling of the 'o' sound?



Learning objective -2

To be able to read and spell using the 'oi/oy' spellings of the oy sound.

Spelling

To practice writing the spellings of the 'oy/oi' sound that you have been learning have a go at spelling each of the following words. Underline the 'oy/oi' spelling in each word.

spoilt, tinfoil, joining
joyful, oyster, loyal

English

Learning Objective:

To share likes and dislikes

To plan a spell.

Success Criteria:

I can talk about what I liked about Bevan's poem.

I can begin to make up my own Witch poem.

Task

Can you create your own Witch poem?

Use the words below to help you when creating your poem.



Maths

Click on the link below and complete the activities 'Counting on over 10 and 20' to revise what we already know about addition and subtraction.



Music

Learning objective:

To understand how to use their bodies and voices to make a variety of sounds.

To know symbols can be used to record our compositions.

Remember to:

Recall the different types of sounds used in previous lessons.

Think about the tempo, timbre and textures.

Follow the PowerPoint entitled

'[Friday Music Session 3](#)' and complete the activities.



Mindfulness

Learning objectives:

To be able to listen and follow instructions.

Task

Click on the link below . It is important that we are open about our feelings and saying how we feel.

[How to be happy - BBC Teach](#)

Do you know what mindfulness is? Why is it important?

How does the Colour Monster look after his emotions?

Click ON the link to access this story.

[The Color Monster, A Story About Emotions by Anna Ilenas | Children's Books | Storytime with Elena - Bing video](#)

FAMILY TIME!

Feel good Friday

Go to our Wellbeing and Nurture web page.

Click on this [link](#) to access it and choose an activity that best supports your Friday afternoon.

Have a wonderful weekend, love the Year 2 Team.

