




M	<p>Phonics</p> <p>Today we are going to be using word building</p> <p>We are going to say the sound and read the word as we identify the sounds we need to build the word. Once completed you will say the sound and write the word.</p> <p>is,</p> <p>was,</p> <p>his</p> <p>Morning physical activity - http://jumpstartionny.co.uk/</p>	<p>English</p> <p>Learning Objective To describe a scene</p> <p>Success Criteria</p> <ul style="list-style-type: none"> Imagine what the world looks like. Describe the landscape. Use a range of descriptive language <p>T1 WK3Beegu PP</p> <p>Today you will re-read from the beginning of the book and up until 'It wasn't her'. Look at the landscapes/backgrounds and how they are depicted in the story and allow Beegu to be illuminated, she is so bright against the earth tones that our eye is always drawn to her.</p> <p>Can you shut your eyes and imagine the world where Beegu comes from? What would the sky look like? What will the landscape be? Do you think she blends into her environment or stands out as she does on Earth? Why? What might you see? What might you hear? What colours would there be? Draw what you think Beegu's planet looks like and then describe her planet in full sentences.</p> 	<p>Maths</p> <p>Learning Objective To understand that one more is the next number</p> <p>Success Criteria Remember to...</p> <p>I can use a number track or my counting skills to find one more than a given number.</p> <p>Click on the link below:</p> <p>T 1 WK 3 Monday Maths</p>	<p>Reading</p> <p>Reading via Bug Club or your allocated reading book(s).</p>  <p>Bug Club</p> <p>Click here for Bug Club Login</p>	<p>History</p> <p>Learning Challenge: To describe the past, using time related language e.g. old, new, now, then, yesterday. ...to recognise the passing of time on a time line. ...to recall facts about people/events before living memory To speculate about events and ask questions e.g. When? What happened? What was it like ...? Why? Who was involved?</p> <p>Success Criteria: Match the date (numbers) on your picture to the date (numbers) on your time line. Think about the order the events happened in check that your events are glued in the right order</p> <p>Click on the link below:</p> <p>T 1 WH 3 Monday History Power point</p> <p>T 1 WK 3 Monday History pictures</p> <p>T 1 WK 3 Monday History Timeline</p>	<p>PE</p> <p>Learning challenge: To jump in different ways.</p> <p>Success Criteria: I can bend my knees, hips and ankles when I land after jumping. I can help, praise and encourage others in their learning.</p> <p>Today, we would like you to take it in turns with a member of your family to either call out the planet names or be the person following the instructions in this game.</p> <p>Draw 4 planets e.g. Earth, Jupiter, Mars and Saturn and place them around the floor. Stand on your home planet of Earth.</p> <p>Jump to face the planet that your family member calls out, always staying on planet Earth. Begin with quarter turns and progress to half turns. If the planet you are facing is called, choose a high jump or try a jump all the way round to face the same way. Try tuck, star or pencil jumps. Try jumping from 2 feet to 2 feet and 2 feet to 1 foot. Try jumping clockwise and anticlockwise. Choose a different planet as your home planet and repeat.</p> <p>Remember to: Take turns with other members of your family. Perform your movements with control and coordination.</p> <p>Story Time Please share one of your favourite books with an adult, or visit https://www.bbc.co.uk/iplayer/episodes/b00jdlm2/cbeebies-bedtime-stories and choose a story you have not heard before</p> 
---	--	---	--	--	--	--

T

Morning physical activity - <http://jumpstartjonny.co.uk/>

Phonics

Link to [T1 WK 3 Phonics Tuesday](#)
Today you are going to be retrieving the sound <ck> Read – **Granddad’s Clock**

Identify all the <ck> sounds and challenge yourself to make a list of as many <ck> sounding words as you can

English

To describe a character

Success Criteria

- Describe what her feelings are
- Describe what her personality is like.
- Describe what she looks like

Today you will re-read the story from the beginning, focusing on the character Beegu. Look at her body language, specifically her ears. Draw a large picture of Beegu. Describe her feelings and personality on the inside and then describe what she looks like around the outside of her.



Break

Maths

Learning Objective

I can relate one less to one more and understand that it is the opposite.

Success Criteria Remember to...

I know that one less is the number before the starting number.

I can use dominoes and dice and find one less.

Click on the link below:

[T 1 WK 3 Tuesday Maths](#)

Break

Reading

Reading via Bug Club or your allocated reading book(s).



Bug Club

[Click here for Bug Club Login](#)

Break

Computing

Learning Objective:

To click and drag pictures. To use a keyboard to type simple words or short phrases.

Success Criteria:

Remember that on a keyboard the letters are in capitals.

Remember to use your sounds as you type your words (like you would when you are writing).

2Do: alien profile

Choose your favourite alien picture to click and drag into the right place. Add your own details, such as a crazy alien name and where it lives (habitat).

Remember:

Please upload your work to Purple Mash, so that we can see your amazing rocket pictures.

The screenshot shows a form titled 'Alien Profile' with the following fields:

- Name: (with a plus icon)
- Habitat: (with a plus icon)
- Appearance: (with a plus icon)
- Character: (with a plus icon)
- My alien likes: (with a plus icon)
- My alien dislikes: (with a plus icon)
- Alien Mission: (with a plus icon)

Lunch break

PE

Learning challenge:

To explore by moving in different ways.



Success Criteria:

I can work sensibly with others, taking turns and sharing.

I can help, praise and encourage others in their learning.

Today we want you to imagine that you are in the jungle.

1. Animal moves

Imagine as many different animals that live in the jungle as you can and move like each of them e.g. slithering along the floor like a snake, plodding like an elephant with your trunk (arm) swinging from side to side etc.

2. Jungle fruit

Imagine you are a monkey, reaching up high to swing from tree to tree. Ask a member of your family to be the fruit tree and hold a couple of pieces of fruit for you. Can you grab the fruit that is just out of reach?

3. High and Low

Ask the 'fruit tree' to hold the fruit up high or down low or behind their back. How many times can the cheeky monkey touch the fruit?

4. Body parts

This time, as the monkey, challenge yourself to touch the fruit with different parts of your body e.g. your paw or your tail or your head.

5. Fruit corners

Place a different fruit in each corner of the room. Ask a member of your family to call the names of the fruit. Run to the corner when you hear that fruit called.

Remember to:

Swap places with your partner, so you are the tree or caller.



You can use rolled up socks or Lego blocks instead of pieces of fruit.

Story Time



Please share one of your favourite books with an adult, or visit

<https://www.bbc.co.uk/iplayer/episodes/b00idlm2/cbeebies-bedtime-stories> and

choose a story you have not heard before.

<p>W</p>	<p>Phonics</p> <p>Today we are going to be using sound swap.</p> <p>We are going to say the sound read the word and identify the sound we need to swap.</p> <p>wag → back → hack → pack → sack → Jack</p>	<p>English</p> <p>Learning Objective To write a character description</p> <p>Success Criteria</p> <ul style="list-style-type: none"> • Include what Beegu is saying. • Include what Beegu is thinking <p>Describe what Beegu is thinking.</p> <p>Today you will draw a friend for Beegu. Then write a character description for the friend you have drawn. Can you challenge yourself to write in the style Alexis Decan. For example -This is Beegu. Beegu is a small alien. Beegu is a small, yellow alien. Beegu is a small, yellow alien who is lost and far away from home</p> 	<p>Maths</p> <p>Learning Objective</p> <p>Identify and represent numbers using objects and pictorial representation</p> <p>Success Criteria Remember to...</p> <p>I know when there are too many, not enough or just the right amount. I know what 'match' means and I can show how to match objects.</p> <p>Click on the link below:</p> <p>T 1 WK 3 Wednesday Maths</p>	<p>Reading</p> <p>Reading via Bug Club or your allocated reading book(s).</p>  <p>Bug Club</p> <p>Click here for Bug Club Login</p>	<p>Science</p> <p>Learning Objective: To understand the suitability of different materials.</p> <p>Success Criteria: Remember the names of some familiar materials. Remember the properties of different materials.</p> <p>This week you are invited to think about the suitability of different materials and how they are used. Think about what it would be like if we used different materials for everyday objects, such as metal trousers or a fabric car!</p> <p>T 1 WK 3 Wednesday Science</p>	<p>PE</p> <p>Learning challenge To perform yoga actions.</p> <p>Click on the link to access a yoga exercise. Cosmic Kids Yoga - YouTube</p> <p>Remember to: Take deep breaths as you perform each move. Make sure you stop for a drink and a rest.</p> <p>Story Time Please share one of your favourite books with an adult, or visit https://www.bbc.co.uk/iplayer/episodes/b00jdlm2/cbeebies-bedtime-stories and choose a story you have not heard before</p>
----------	---	---	--	--	---	--

<p style="text-align: center;">T H</p>	<p style="text-align: center;">Phonics</p> <p>Today we are going to complete two sentences dictations. Can a member of your family read the sentence and then you write it?</p> <p>When will you make the web?</p> <p>The web had some wax on it.</p> <p style="text-align: center;">Morning physical activity - http://jumpstartjonny.co.uk/</p>	<p style="text-align: center;">English</p> <p>Learning Objective: To respond to an illustration</p> <p>Success Criteria:</p> <ul style="list-style-type: none"> Describe what you can see How does it make you feel? Use your five senses to describe the picture. <p style="text-align: center;">Break</p> <p>Re-read the book so far and read on until 'And she did at last'. Look at the image of Beegu looking inside the box. What so you think could be in the box. Look at her ears, what do you notice? Do you think she is excited? Eager? Anxious? Why?</p> <p>Look at the next illustration in which Beegu is asleep inside the box. How do you feel when you look at this image?</p> <div data-bbox="506 880 734 1082" data-label="Image"> </div> <p>Today you will describe the image using a range of descriptive language and how Beegu may be feeling.</p>	<p style="text-align: center;">Maths</p> <p>Learning Objective</p> <p>Identify and represent numbers using objects and pictorial representations, using the language: equal to, more than, less than (fewer), most, least</p> <p>Success Criteria</p> <p>Remember to...</p> <p>I can compare groups and say when they are same, more than or less than the other.</p> <p>Click on links below: T 1 WK 3 Thursday Maths</p> <p style="text-align: center;">Break</p>	<p style="text-align: center;">Reading</p> <p>Reading via Bug Club or your allocated reading book(s).</p> <div data-bbox="1169 304 1261 376" data-label="Image"> </div> <p style="text-align: center;">Bug Club</p> <p>Click here for Bug Club Login</p> <p style="text-align: center;">Break</p>	<p style="text-align: center;">Art</p> <div data-bbox="1563 153 1704 252" data-label="Image"> </div> <p>Learning Challenge: To experiment with using rollers or paintbrushes to print using hands and feet.</p> <p>Success Criteria: I can use a roller or paintbrush to cover my foot or my hand with paint or another substance. I can press my foot or my hand down without moving them to create my print.</p> <p>Today we would like you to create your own alien friend for Beegu by printing with your hands or feet. You can choose to print with paint and a roller/ paintbrush or by using another substance e.g. jam, chocolate spread or tomato ketchup. You can be as creative as you like, but please check with your grown up to make sure they are happy for you to create your alien in your chosen way. Once you've printed your alien and given it time to dry, challenge yourself to decorate it.</p> <p>Remember: Keep your foot or hand still when you print, so that you can create a clear outline. Please take a photo and upload it to Purple Mash. We can't wait to see your AMAZING alien!</p> <p style="text-align: center;">Lunch break</p>	<p style="text-align: center;">PE</p> <p>Learning challenge To perform yoga actions.</p> <p>Click on the link to access a yoga exercise. Cosmic Kids Yoga - YouTube</p> <p>Remember to: Take deep breaths as you perform each move. Make sure you stop for a drink and a rest.</p> <p>Story Time Please share one of your favourite books with an adult, or visit https://www.bbc.co.uk/iplayer/episodes/b00jdlm2/cbeebies-bedtime-stories and choose a story you have not heard before</p>
--	---	--	--	---	---	--

F	<p>Phonics Practice your spelling words. Can you think of a sentence to include each word?</p> <div style="border: 1px solid black; padding: 5px; width: fit-content; margin: 10px auto;">Word</div> <p>to all of are was all he she we be</p>	<p>English Learning Objective To use capital letters Success Criteria</p> <ul style="list-style-type: none"> • Capital letter • Full stop • Include a capital letter for Beegu's friend <p>https://www.youtube.com/watch?v=8GKmCQOy88Y Listen to the Days of the week song. Can you recall the days of the week and identify the capital letters. Think about the character you drew yesterday. Everyone has a capital letter at the start of their name. Today you will be using days of the week to describe the characters activities throughout the week. EG – Monday Zeno went to the shops. Tuesday Zeno went swimming in the sea.</p>	<p>Maths Learning Objective</p> <p>Identify and represent numbers using objects and pictorial representations, using the language: equal to, more than, less than (fewer), most, least</p> <p>Success Criteria Remember to...</p> <p>I can compare groups and say when they are same, more than or less than the other.</p> <p>Click on the links from</p> <p>T 1 WK 3 Friday Maths</p>	<p>Reading</p> <p>Reading via Bug Club or your allocated reading book(s).</p> <div style="text-align: center;">  <p>Bug Club</p> </div> <p>Click here for Bug Club Login</p>	<p>Feel Good Friday Music</p> <p>Learning Challenge: To discuss feelings & emotions linked to different pieces of music. To identify different sound sources.</p> <p>Success Criteria: I can make sounds and recognise how they can give a message. I can change sounds to reflect different stimuli.</p> <p>Today we would like you to listen to 'Earth' by Hans Zimmer. Click on the link below to find out more: T1 Wk3 Music Earth</p> <p>Challenge yourself to make sure each pictures' music reflects the sounds you can imagine in that picture.</p> <p>Remember: You can create your composition by using anything from around your home that makes a sound e.g. saucepans or plastic containers or crunched up paper etc. Please make sure you check with an adult that they are happy to use your chosen instruments before you use them.</p>	<p>Feel Good Friday Go to our Wellbeing and Nurture web page. Click on this link to access it and choose an activity that best supports your Friday afternoon: https://www.poundhillinfantacademy.org.uk/teaching-and-learning/wellbeing-nurture</p> <div style="text-align: center;">  </div>
---	--	--	--	---	--	--

Morning physical activity - <http://jumpstartjonny.co.uk/>

Break

Break

Break

Lunch break