

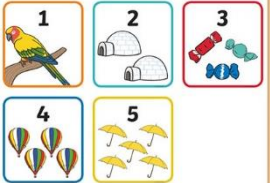




















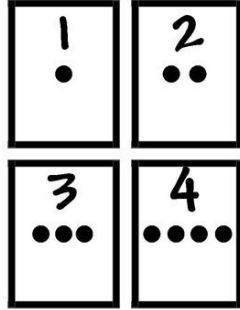




M	<p>Phonics Learning challenge – to be able to follow an instruction by blending the words together.</p> <p>Play Simon says! Have a go at playing Simon says but segmenting (breaking down) the last word. For example, Simon says tap your t-o-e-s, kn-ee-s, h-ea-d...</p>  <p>Remember:</p> <ul style="list-style-type: none"> Listen carefully to the sounds to say the word and follow the instructions. <p>If you are unsure, your grown-up can help you listen to the sounds of the word and blend (say the word) together.</p> <p><i>Morning physical activity - http://jumpstartjonny.co.uk/</i></p>	<p>English – Colour Monster Learning challenge – to create your very own colour monster book!</p> <p>Have a think back to last week and all of the learning you did about the colour monster. Can you remember some of the feelings he felt? Can you remember what colours they were?</p> <p>Have a go at creating your very own colour monster book. You can do a different pages for each of the different emotions. Remember to draw a picture to show what make you feel those things...</p> <ul style="list-style-type: none"> Happy Sad Calm Angry Loved  <p>Remember:</p> <ul style="list-style-type: none"> Think about the feelings Think about the colours Think about what makes you feel those things Have a go at creating your book. 	<p>Maths – matching numerals and quantities Learning challenge: to recognize numerals 1-5 and count the right amount of objects to match.</p> <p>Have a go at making your own number cards with numbers 1-5 on them. Get someone to muddle up the numbers and show them to you. Can you remember what each number is?</p> <p>Next choose a number and have a go at counting the right amount of objects to match.</p>  <p>Remember:</p> <ul style="list-style-type: none"> Make sure that you look each number carefully When you are counting put your objects in a straight line to help you count. Touch each objects as you are counting it 	<p>Reading Reading via Bug Club or your allocated reading book(s).</p>  <p>Bug Club</p> <p>Click here for Bug Club Login</p>	<p>Communication and language Learning challenge: to begin to use full sentences when explaining your thoughts.</p> <p>Discuss the different feelings from the colour monster story. Talk about each feeling and when you have felt this way before. E.g. what makes you feel happy? What makes you feel scared?</p>  <p>The Colour Monster.</p> <p>Can you help The Colour Monster fill his jar for drawing or writing things when you are sad, angry, happy, scared, or calm?</p>	<p>PE – Exploring Movements. Learning challenge: to work on simple tasks by myself.</p> <p>This week we are going to be practicing some skills that will help us with a game later this week.</p> <p>Can you find a straight line to use on the floor – this could be drawn, a scarf or anything around the house.</p> <p>Can you carefully practice side stepping in both directions (left and right). Remember to move sideways</p>  <p>I can side-step in both directions</p> <p>only.</p> <p>Story Time Please share one of your favourite books with an adult, or visit https://www.bbc.co.uk/iplayer/episodes/b00jdlm2/cbeebies-bedtime-stories and choose a story you have not heard before.</p>
---	--	---	--	---	---	---

T	<p>Phonics Learning challenge – to segment (break down) words and follow the instructions.</p> <p>Using a teddy or a toy ask a grown up to give teddy or toy instructions. Can you help teddy follow the instructions?</p> <p>For example: Can you give teddy an a-pp-le? Teddy would like a d-o-g. Teddy would like c-u-p.</p>  <p>Remember:</p> <ul style="list-style-type: none"> To listen carefully to the sounds to blend (say) the whole word and follow the instructions. If you are unsure, your grown-up can help you listen to the sounds of the word and blend (say the word) together. 	<p>English – Colour Monster Goes to School Learning challenge – to think about what colour monster might do at school.</p> <p>Now we are moving on to another book about the Colour Monster. Please use the video link provided if you can. The Colour Monster Goes to School: Kids books read aloud by Books with Blue - YouTube</p>  <p>Read the first two pages up to 'you just need a coat and a notebook'.</p> <p>Can you help colour monster and tell him some of the things that you have done at school to help him feel a little bit less nervous and scared about going?</p> <p>Remember:</p> <ul style="list-style-type: none"> To first think about what you have done at school. To then think about how you can draw it. To draw with a purpose (thinking about shapes and colours that you might need). 	<p>Maths – matching numerals and quantities Learning challenge: to recognize numerals 1-5 and count the right amount of objects to match.</p> <p>Using your number cards that you made yesterday, put them in order starting with 1 all the way up to 5. Next close your eyes and get someone to take a number card away. Which number has been taken away? How did you know it was that number? Have another go and get someone to take away a different number.</p>  <p>Remember:</p> <ul style="list-style-type: none"> Make sure that you are looking carefully at the numbers you have left when you are trying to work out the number that is missing. 	<p>Reading Reading via Bug Club or your allocated reading book(s).</p>  <p>Click here for Bug Club Login</p>	<p>Art Learning challenges – to be able to use mixed materials to design a book bag for the Colour Monster.</p> <p>The Colour Monster is going to school, can you help design a book bag for the colour monster. If you would like to, a template is available in the resources section on the remote learning website (Tuesday Art)</p>  <p>Remember:</p> <ul style="list-style-type: none"> Think carefully about your design first and collect any resources you need that you have available in your house. To be careful when using scissors. 	<p>PE – Exploring Movements. Learning challenge: to work on simple tasks by myself. This week we are going to be practicing some skills that will help us with a game later this week.</p> <p>Today we are going to practice galloping – this is not quite a run, but not quite a walk. You must remember to start with the same foot each time.</p> <p>How fast and slow can you do it?</p>  <p>Story Time Please share one of your favourite books with an adult, or visit https://www.bbc.co.uk/iplayer/episodes/b00jdlm2/cbeebies-bedtime-stories and choose a story you have not heard before.</p>
---	--	--	---	--	---	---

W	<p>Phonics Learning challenge – to segment (break down) words and blend (say the whole word) word.</p> <p>Let's go on a treasure hunt! Ask a grown up to give you some clues by segmenting (breaking down) the final word in the clue e.g. can you find something g-r-ee-n? Can you find something r-e-d?</p> <p>Remember:</p> <ul style="list-style-type: none"> To listen carefully to the sounds to blend (say) the whole word and follow the instructions. If you are unsure, your grown-up can help you listen to the sounds of the word and blend (say the word) together. 	<p>English – Colour Monster Goes to School Learning challenge – to think about what you like doing at school.</p>  <p>You have been at school for a little while now, can you tell your grown up some of the things that you have enjoyed?</p> <p>Can you pick one thing and draw a picture to show what it is.</p> <p>Remember:</p> <ul style="list-style-type: none"> To first think about what you have done at school. To then think about how you can draw it. To draw with a purpose (thinking about shapes and colours that you might need). 	<p>Maths – matching numerals and quantities Learning challenge: to recognize numerals 1-5 and count the right amount of objects to match.</p> <p>Have your number cards ready to help you and see if you can remember all of the numbers that you can see. Next get someone to give you a group of objects. Have a go at counting them and then putting them with the right number to match.</p>  <p>Remember:</p> <ul style="list-style-type: none"> Make sure you are counting carefully, you might want to put your objects in a straight line to help you Make sure that you are touching each object as you are counting it. 	<p>Reading Reading via Bug Club or your allocated reading book(s).</p>  <p>Bug Club</p> <p>Click here for Bug Club Login</p>	<p>Art Learning challenges – to give meaning to the marks/drawing you make.</p> <p>The Colour Monster has started school – can you draw a picture for the colour monster to make him feel happy and calm?</p> <p>Remember:</p> <ul style="list-style-type: none"> Talk about what you would like to draw for the Colour Monster first with a grown up before you start drawing. You can always use different materials you may have available in your house when creating your picture. 	<p>PE – Exploring Movements. Learning challenge: to work on simple tasks by myself. This week we are going to be practicing some skills that will help us with a game later this week.</p> <p>Challenge Day: Continue doing your side stepping from Monday, but today can you have a go at adding in a 180 turn to change direction whilst moving?</p>  <p>Story Time Please share one of your favourite books with an adult, or visit https://www.bbc.co.uk/iplayer/episodes/b00jdlm2/cbeebies-bedtime-stories and choose a story you have not heard before.</p>
---	--	---	---	---	---	--

TH	<p>Phonics Learning challenge – to segment (break down) words and blend (say the whole word) word.</p> <p>Let's play I spy! Take it in turns to play I spy, have a go at segmenting (breaking down) the name of the object you can see. For example, I spy with my little eye something that sounds like b-i-n (bin).</p> <p>Remember:</p> <ul style="list-style-type: none"> To listen carefully to the sounds to blend (say) the whole word and follow the instructions. If you are unsure, your grown-up can help you listen to the sounds of the word and blend (say the word) together. 	<p>English– Colour Monster Goes to School Learning challenge – to think about what you like doing at school.</p> <p>The Colour Monster is feeling a bit nervous about meeting some new friends at school.</p> <p>Can you help him to think about ways to be a good friend?</p> <p>Have a go at drawing some of your ideas to show Colour Monster him what he should do.</p>  <p>Remember:</p> <ul style="list-style-type: none"> To first think about how to be a good and kind friend. To then think about how you can draw it. To draw with a purpose (thinking about shapes and colours that you might need). 	<p>Maths – matching numerals and quantities Learning challenge: to recognize numerals 1-5 and count the right amount of objects to match.</p> <p>Today we are going to start off with our different groups of objects. Get a grown up give you a group of objects and tell them how many you have. You can then have a go at finding the number card to match.</p> <p>As a challenge you could even have a go at writing the number that is in your group – this could be with lots of things such as water, sand chalk or pens.</p>  <p>Remember:</p> <ul style="list-style-type: none"> Make sure that you are counting carefully each time. Put your objects in a straight line to help you. 	<p>Reading Reading via Bug Club or your allocated reading book(s).</p>  <p>Bug Club</p> <p>Click here for Bug Club Login</p>	<p>Understanding of the World / Spoken Language Learning challenge – to be able to begin to use full sentences when explaining my ideas.</p> <p>Question of the day: Now that the colour monster has gone to school, what is your favourite part of the school day?</p> 	<p>PE – Exploring Movements. Learning challenge: to work on simple tasks by myself.</p> <p>Game Day! Pretend you're holding the handle bars of your bike and start at home (a spot).</p> <p>Practice different movements for the different gears:</p> <ul style="list-style-type: none"> 1st gear – walk or knees high walk 2nd gear – jog or gallop 3rd gear – run or skip 4th gear – run as fast as you can or hopscotch <p>Ask your grown up to challenge you and shout out different gears – can you change your action?</p>  <p>Story Time Please share one of your favourite books with an adult, or visit https://www.bbc.co.uk/iplayer/episodes/b00jdlm2/cbeebies-bedtime-stories and choose a story you have not heard before.</p>
----	--	--	--	---	---	---

F	<p>Phonics Learning challenge: Listen carefully to the sounds and select the correct animal.</p> <p>Welcome to the Zoo game! Click on the link above to play the welcome to the zoo game on phonics play. On the resources tab select phase 1 > Welcome to the zoo > guess the animals.</p> <p>Listen carefully to the sounds and select which animal you think it might be.</p> <p>To be successful with this game you need to listen carefully to the sound of the animals.</p>  <p>Remember:</p> <ul style="list-style-type: none"> To always tell a grown up what you are doing when using the computer. 	<p>English – Colour Monster Goes to School Learning challenge – to talk about key events in the story.</p> <p>Watch the video again to remind yourselves of the story. The Colour Monster Goes to School: Kids books read aloud by Books with Blue - YouTube</p> <p>Can you remember some of the things that Colour Monster did at school in the story? Have a go at drawing some of the activities that Colour Monster did (you can watch the video again if you need some reminders).</p>  <p>Remember:</p> <ul style="list-style-type: none"> To first think about what the Colour Monster did at school. To then think about how you can draw it. To draw with a purpose (thinking about shapes and colours that you might need). 	<p>Maths – matching numerals and quantities Learning challenge: to recognize numerals 1-5 and count the right amount of objects to match.</p> <p>Number hunt! Get someone to hide your number cards in different places for you to find. Can you manage to find them all? How do you know that you have found all of the cards? They could even have a go at hiding groups of objects for you to count as well!</p> <div data-bbox="958 628 1196 938">  </div> <p>Remember:</p> <ul style="list-style-type: none"> Think about the numbers that you need to find. If you are counting groups of objects make sure that you are counting carefully. 	<p>Reading Reading via Bug Club or your allocated reading book(s).</p>  <p>Bug Club</p> <p>Click here for Bug Club Login</p>	<p>Feel Good Friday and Time to Shine!</p> <p>Spend some time together talking about all of the activities you have done during the week. What did you enjoy the most? What area do you want to get better at next week?</p> <p>TIME TO SHINE – Please share your creations and activities via purple mash.</p>  <p>Please remember that you can follow us at : https://twitter.com/PHInfants You can also follow our Reception Twitter page @PHIARception</p> <p>Once you have done this, think of your own Feel Good Friday activity. This could be:</p> <ul style="list-style-type: none"> Something creative Going on a walk Having a treat (snack) Watching a film / favourite show
---	--	---	--	---	--