



Senior School Profile for Universities

Class of 2022



GENERATIONS
of EXCELLENCE

World Class Education

(I)GCSE, A Levels, IB Diploma

About Tanglin Trust School

Established in 1925, Tanglin Trust School is the oldest British international school in South East Asia. Tanglin provides the English National Curriculum with an international perspective to children from 3-18 years in Singapore. As a not-for-profit school, tuition fees are devoted to the provision of an outstanding education.

Tanglin is the only school in Singapore to offer A Levels and the IB Diploma in Sixth Form. All of Tanglin's Sixth Formers study a programme that is tailored both to the subjects they are passionate about and to the style of learning that most suits them, ensuring they thrive and flourish.

Tanglin is inspected every year within the British Schools Overseas (BSO) framework, recognised by Ofsted. All three schools have been awarded "Outstanding", the highest possible grade in their latest inspections (2017, 2018 and 2019).

Tanglin Trust School has an excellent academic reputation and its impressive results enable graduates to enter their universities of choice around the world. The school also has a strong emphasis on sports and performing arts, with well-established choirs, orchestras and concerts. Students can take part in a wide array of interesting co-curricular activities and challenging residential field studies to enrich their learning experience. A strong pastoral system nurtures positive relationships, promoting an ethos that values and celebrates students as individuals while fostering a strong sense of community.

Tanglin Trust School

95 Portsdown Road
Singapore 139299
www.tts.edu.sg
t +65 6778 0771
f +65 6777 5862
senior.school@tts.edu.sg
CEEB: 687007

Craig Considine

Chief Executive Officer

Allan Forbes

Head of Senior School

Andy Goodliffe

Head of Sixth Form

University Counsellors

Zoë Williams (Head)

Zoe.Williams@tts.edu.sg

Lieve Perera

Lieve.Perera@tts.edu.sg

Alban Ferrieu

Alban.Ferrieu@tts.edu.sg

Erin Slocum

Erin.Slocum@tts.edu.sg

Cohort	Year	Age	Curriculum	
Upper School	Senior School Years 10-11 (Grades 9 and 10)	14-16 years	(I)GCSE	Two year course culminating in (I)GCSE examinations at the end of Year 11 (Grade 10)
Sixth Form	Sixth Form College Years 12-13 (Grades 11 and 12)	16-18 years	A Levels IB Diploma	A majority of A Level examinations are linear, culminating at the end of Year 13 (Grade 12). Results are released in mid-August after graduation.
				IB examinations are cumulative and occur at the end of Year 13 (Grade 12). Results are released in early July after graduation.

2,822
students
(1,325 in Years 7-13)

(I)GCSE
A Level
IBDP
examinations offered

Remote Learning During COVID-19

Tanglin Senior School entered its second Remote Learning period due to COVID-19 on 19 May, 2021. Staff provided home-based learning materials for all students in the school, utilising Microsoft Teams for virtual lessons and communications. On-campus learning resumed on 21 June, with safe distancing measures in place. A further, third period of Remote Learning took place from 27 June- 2 July. IB and CIE examinations were permitted in 2020/21, in comparison to the previous academic year when all exams were cancelled, and Centre Assessed Grades were utilised to award qualifications. There are currently limited sports and Co-Curricular Activities running, with students in "bubbles" of five maximum. External visitors are permitted onsite for essential purposes only. Non-Singaporean citizens are not guaranteed re-entry if they leave the country.

University Guidance Policies

- Tanglin Trust School runs a trimester structure.
- The school does not rank its students or provide a grade point average (GPA).
- From Year 10 we report any disciplinary issues that result in an out of school suspension.
- Students are limited to 10 applications worldwide and a maximum of two application rounds. All applications are serious and well considered. References and recommendations are confidential.
- Male Singapore citizens and permanent residents are required to undertake two years of National Service upon graduation. Students can apply to university in Year 13, needing a two year deferment, or apply during National Service.

The Tanglin Mission Statement

Tanglin Trust School Singapore has a long tradition of providing British-based learning with an international perspective. At Tanglin we strive to make every individual feel valued, happy and successful. Responsibility, enthusiasm and participation are actively encouraged and integrity is prized. Working together in a safe, caring yet stimulating environment, we set high expectations whilst offering strong support, resulting in a community of lifelong learners who can contribute with confidence to our world.

Tanglin Learner Profile Attributes

Balanced • Caring • Risk-takers • Knowledgeable • Resilient Inquirers • Communicators • Principled
• Open-minded • Thinkers • Reflective

(I)GCSE Years 10-11 (Grades 9 & 10)

Students aged 14-16 study a core of compulsory (I)GCSE subjects comprising English Language, English Literature, Biology, Chemistry, Physics, Mathematics, Foreign Language, Physical Education and Lifeskills. They also have the opportunity to develop their studies according to preferences and interests. Students may choose up to three option subjects in addition to the compulsory ones mentioned and typically take 10 subjects overall.

(I)GCSE Summary for 2020 (Class of 2022)

187

students took (I)GCSE
examinations in 25 subjects

(I)GCSE Results Table

Year	No. of Candidates	No. of Subjects Offered	% 5 A* to C or equivalent
2018	184	29	100
2019	166	24	100
2020	187	25	100
2021	189	25	100

% of A*/A grades achieved by Tanglin students



2020 (I)GCSE Examination Results (Class of 2022)

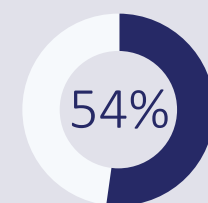
Subject	No. of Candidates	No. of Grades							%A*	%A*/A	%A*-C
		9	8	7	6	5	4	3			
Art and Design	29	15	7	5	2				76%	93%	100%
Biology	107	55	27	19	6				77%	94%	100%
Business	49	11	8	12	12	2	2	2	39%	63%	96%
Chemistry	107	55	27	19	6				77%	94%	100%
Design and Technology	32	7	11	11	1	2			56%	91%	100%
English Literature	187	71	58	42	13	3			69%	91%	100%
French	49	18	12	7	5	2	5		61%	76%	100%
Further Maths	79	33	30	16					80%	100%	100%
Graphic Communication	6	4	1	1					83%	100%	100%
History	52	19	14	10	8	1			63%	83%	100%
Maths	187	56	47	32	23	23	6		55%	72%	100%
PE	49	18	6	8	10	6	1		49%	65%	100%
Physics	107	55	27	19	6				77%	94%	100%
Psychology	56	12	11	12	9	7	5		41%	63%	100%
Science (Double Award)	160	15	19	28	50	19	22	7	21%	39%	96%
Spanish	40	13	8	10	4	4	1		53%	78%	100%
TOTAL	1296	457	313	251	155	69	42	9			
TOTAL %		35%	24%	19%	12%	5%	3%	1%	59%	79%	99%

Subject	No. of Candidates	No. of Grades							%A*	A*/A	%A*C
		A*	A	B	C*	C	D				
Computer Science	68	35	27	4		2			51%	91%	100%
Drama	37	18	15	4					49%	89%	100%
Economics	39	19	11	8		1			49%	77%	100%
English Language	187	41	75	56		14	1		22%	62%	99%
Geography	55	31	19	4		1			56%	91%	100%
Latin	18	12	6						67%	100%	100%
Chinese	48	32	10	4		1	1		67%	88%	98%
Moving Image Arts	60	11	25	20	1	3			18%	60%	100%
Music	21	12	8	1					57%	95%	100%
TOTAL	533	211	196	101	1	22	2				
TOTAL %		40%	37%	19%	0%	4%	0%		40%	76%	100%

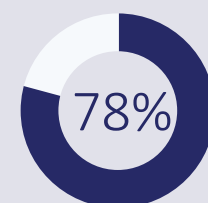
Equivalency Table

UK Grading	A*/A	B	C	D	E	F/G
USA Grading	A+/A	A-/B+	B-/B-	C+/C	C-/D+	F

% A* or 9/8	% A*/A or 9 - 7	% A* - C or 9 - 4
48%	77%	99%



of all grades achieved
were A* or equivalent



of all grades achieved were
A*/A or equivalent



of all grades achieved were
A* to C or equivalent



A Levels

Years 12-13 (Grades 11 & 12)

A Level courses lead to examinations for the General Certificate in Education at Advanced Level (A Level). The approach to A Levels is linear with all examinations, in most subjects, completed at the end of the second year.

Students typically take three A Levels; some have the opportunity to take four. All students complete Creativity, Activity, Service (CAS) and take the Extended Project Qualification (EPQ).



A Level Results Table

Year	No. of Candidates	Tanglin % passed
2018	97	100
2019	120	100
2020	118	100
2021	116	100

% of A*/A grades achieved by Tanglin students



% of A*-B grades achieved by Tanglin students



% of A*-C grades achieved by Tanglin students



2021 A Level Examination Results (Class of 2021)

Subject	No. of Candidates	No. of Grades								A*/A	%A*-C	%A*-E
		A*	A	B	C	D	E	U				
English Language	7	1	1	4	1					29%	100%	100%
English Literature	21	5	7	5	3	1				57%	95%	100%
Psychology	25	15	3	2	5					72%	100%	100%
Philosophy	3	1	1		1					67%	100%	100%
Mathematics	61	25	18	7	8	2	1			70%	95%	100%
Further Maths	9	7	2							100%	100%	100%
Computer Science	18	12	2	2	1	1				78%	94%	100%
Art and Design	14	5	3	5	1					57%	100%	100%
Drama	11	5	3	3						73%	100%	100%
Moving Image Arts	17	4	7	4	2					65%	100%	100%
Biology	33	16	11	3	2	1				82%	97%	100%
Chemistry	23	6	11	4	2					74%	100%	100%
Physics	24	9	8	2	3	2				71%	92%	100%
Geography	22	15	4	1	1	1				86%	95%	100%
History	12	4	5	3						75%	100%	100%
Politics	8	2	3	2	1					63%	100%	100%
Business	25	4	3	9	8	1				28%	96%	100%
Economics A	19	10	8	1						95%	100%	100%
Chinese	1			1						0%	100%	100%
French	3	2		1						67%	100%	100%
Spanish	1	1								100%	100%	100%
PE	4	3	1							100%	100%	100%
Totals	361	152	101	59	39	9	1	0		70%	97%	100%
Percentage		42%	28%	16%	11%	2%	0%	0%				
Cumulative Percentage		42%	70%	86%	97%	100%	100%	100%				
No of Students	116											

Subject	No. of Entries	A*	A	B	C	D	E	U
Extended Project Qualification	113	53	31	17	11	1		
Percentage		47%	27%	15%	10%	1%	0%	

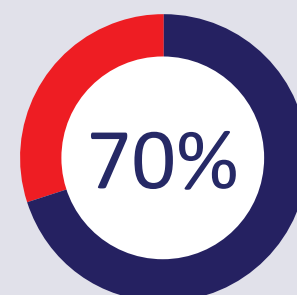
Equivalency Table

UK Grading	A	B	C	D	E	U
USA Grading	A+/A	A-/B+	B/B-	C+/C	C-/D+	F

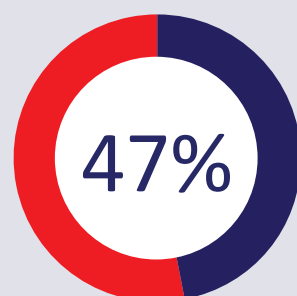
A Level Summary for 2021 (Class of 2021)



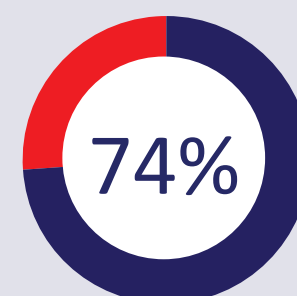
pass rate of A Level students



of grades were at A* or A, while 97% were in the range A*-C



of students taking the EPQ achieved an A*/A; we are increasingly finding that the EPQ is being valued by universities



of students taking the EPQ achieved an A* or A

IB Diploma

Years 12-13 (Grades 11 & 12)

The International Baccalaureate (IB) Diploma was introduced in September 2009 alongside A Levels in the Sixth Form. All IB students follow the full Diploma programme.



2021 IB Examination Results (Class of 2021)

Subject	No. of Candidates	No. of Grades					
		7	6	5	4	3	
English A: Lang and Lit HL	27	9	11	7			
English A: Lang and Lit SL	25	11	13	1			
English A: Literature HL	4	3	1				
English A: Literature SL	3	2	1				
Chinese A: Lit Self Taught SL	1		1				
Chinese B SL	11	4	7				
Dutch A: Lit Self Taught SL	1		1				
French Ab Initio SL	3	2	1				
French B HL	3	3					
French B SL	8	6	2				
German A: Lit Self Taught SL	1		1				
Latin HL	3	3					
Latin SL	3	3					
Latin SL	2		2				
Russian A: Lit Self Taught SL	1		1				
Spanish Ab Initio SL	11	5	5	1			
Spanish B SL	13	9	4				
Business Management HL	8	7	1				
Business Management SL	2	2					
Economics HL	22	13	9				
Economics SL	3	2	1				
Geography HL	7	6	1				
Geography SL	1	1					
Global Politics HL	4	4					
Global Politics SL	1		1				
History HL	5	4	1				
History SL	5	3	2				
Philosophy HL	2	1	1				
Philosophy SL	1		1				
Psychology HL	12	12					
Biology HL	19	11	5	3			
Biology SL	6	2	1	3			
Chemistry HL	10	6	3	1			
Chemistry SL	3	1	2				
Computer Science HL	5	5					
Computer Science SL	5	5					
Environment and Society SL	7	3	3	1			
Physics HL	9	6	3				
Physics SL	5		3	2			
Mathematics AA HL	13	4	6	3			
Mathematics AA SL	28	9	12	7			
Mathematics AI HL	4	3	1				
Mathematics AI SL	14	5	6	3			
Film HL	7	4	2	1			
Film SL	5	2	3				
Music HL	2	1	1				
Music SL	2	2					
Theatre HL	7	6	1				
Theatre SL	1	1					
Visual Arts HL	5	3	1	1			
Visual Arts SL	6	1	5				
TOTAL	354	195	125	34	0	0	

Equivalency Table

IB Grading	7	6	5	4	3	2	1
USA Grading	A+	A/A-	B+/B-	C+/C	C-/D+	D/D-	F

Tanglin Students Average Diploma Score (out of 45)

TTS Average 38.2	2019
TTS Average 39.1	2020
TTS Average 41.0	2021
World Average 33.0	2021

IB Diploma Summary for 2021 (Class of 2021)

100%

pass rate for all our students who completed a regulation IB Diploma

13

students achieved 44 points or more

29

Students scored 42 points or more

4

students achieved the prestigious bilingual diploma

86%

scored 38 points or more

IB Results Table

Year	No. of Candidates	Tanglin % Passed
2018	53	100
2019	49	100
2020	58	100
2021	59	100

University Placements

UK

Arts University Bournemouth
Aston University
Bath Spa University
Birmingham City University
Bournemouth University
Bristol, University of the West
of England
Brunel, University of London
Canterbury, Christ Church University
Cardiff University
City, University of London
De Montford University
Durham University
Imperial College London
Keele University
King's College London
Kingston University
Lancaster University
Leeds Arts University
Leeds Beckett University
London Metropolitan University
London School of Economics
and Political Science
Loughborough University
Manchester Metropolitan University
Newcastle University
Northumbria University
Norwich University of the Arts
Nottingham Trent University
Oxford Brooks University
Queen Mary University of London
Ravensbourne University London
Rose Bruford College
Royal Central School of Speech
and Drama
Royal Holloway, University of London
Royal Veterinary College
Sheffield Hallam University
St Mary's University Twickenham
Swansea University
The Courthauld Institute of Art
The University of Law
University College London
University of Aberdeen
University of Bath
University of Birmingham
University of Brighton
University of Bristol
University of Cambridge
University of Chester
University of Chichester
University of Dundee
University of East Anglia
University of Edinburgh

University of Essex
University of Exeter
University of Glasgow
University of Gloucestershire
University of Hertfordshire
University of Kent
University of Leeds
University of Leicester
University of Liverpool
University of Manchester
University of Northampton
University of Nottingham
University of Oxford
University of Reading
University of Roehampton
University of Sheffield
University of Southampton
University of St Andrews
University of Stirling
University of Surrey
University of Sussex
University of the Creative Arts
University of Warwick
University of Westminster
University of York

North America

Canada

McMaster University
Queen's University
Ryerson University
University of British Columbia
University of Ottawa
University of Toronto
University of Waterloo
Western University
Wilfrid Laurier University
York University

USA

American University
Barnard College
Boston University
Brandeis University
Bryn Mawr College
Cal State LA
Carnegie Mellon University
Chapman University
Colorado State University
Cornell University
Georgia Tech
Hawaii Pacific University
Indiana University Bloomington
Loyola Marymount University
New York University

Northeastern University
Northwestern University
Pomona College
Santa Clara University
The New School
Tufts University
University of California Berkeley
University of California Davis
University of California Irvine
University of California Los Angeles
University of California Riverside
University of California San Diego
University of California Santa Barbara
University of California Santa Cruz
University of Chicago
University of Connecticut
University of Michigan - Ann Arbor
University of San Francisco
University of Southern California
University of Utah
University of Virginia
University of Washington -
Seattle Campus
Wellesley College
Yale University

Europe

France

École Polytechnique

Ireland

Dún Laoghaire Institute of Art,
Design and Technology
Trinity College Dublin
University College Dublin

The Netherlands

Erasmus University Rotterdam
Leiden University
Tilburg University
University of Amsterdam
Utrecht University

Spain

IE University

Asia

Singapore

Yale-NUS
EHL

This list is complete as of August 31, 2021 and is subject to alterations and amendments. Southern Hemisphere acceptances are pending.