



**Laguna Beach High School**  
**Class of 2023**



**Senior Packet**

# SENIOR YEAR TIMELINE

## ALL YEAR

- Continually check the College and Career Center (CCC) Canvas Page: <https://lbusd.instructure.com/courses/4206>. Here you will find the schedule for college representative visits and dates/times for upcoming events including application, scholarship and financial aid workshops. Also listed on the site are great links to career websites and much more!
- Contact Mrs. Gregory ([lgregory@lbusd.org](mailto:lgregory@lbusd.org)) in the CCC if you have college questions.
- Visit college campuses in person and virtually.
- Explore scholarship and financial aid opportunities. Questions? Contact Mrs. Tacklind at [ptacklind@lbusd.org](mailto:ptacklind@lbusd.org)

## SEPTEMBER

- 9/8-9/9: Senior Classroom Counselor Presentations
- 9/7-11/15: [College Admission Visits](#)
- 9/8/22: Senior Parent Night
- 9/26/22: UC Ready, Set, Go Workshop - Virtual
- 9/28/22: Financial Aid Night
- 9/29/22: Common App Ready, Set, Go - Virtual
- Create a calendar and keep track of deadlines for applications and financial aid submissions.
- Maintain your grades-they count senior year too!
- Review your transcript and check for errors. Pay attention to the process for requesting letters of recommendation. View information online.
- ★★Prepare and hand in teacher and counselor recommendation packets via email/Google Share if applying under an Early/Rolling admission deadlines.
- Register for Fall testing (October, November or December only) if needed.
- Athletes: send SAT or ACT scores to the NCAA.
- Plan college visits and connect with admissions representatives.
- Release test scores to colleges (SAT/ACT/SAT Subject tests) if completed testing.
- Prepare for your financial aid process. Both students and parents need to create a FSA ID at <https://studentaid.gov> in order to fill out the FAFSA (Free Application for Federal Student Aid). Determine if schools you are applying to require any additional financial aid forms such as the CSS Profile <https://cssprofile.collegeboard.org/> or an institutional application.
- Make a record of the application deadlines for the schools you are applying to. Note that schools vary

with options they offer of how/when to apply (early decision I & II, early action, regular decision, rolling).

- Make a record of deadlines for financial aid and merit scholarships.

## OCTOBER

- Community College Applications Open for Fall 2023
- Complete and submit the FAFSA - October 1 <https://studentaid.gov/>
- Once you submit a FAFSA, you should receive your Student Aid Report (SAR) within 3-5 or 7-10 days after submitting the FAFSA. Review the SAR carefully and check for any inaccuracies.
- Complete the CSS Profile (only if required) by October 1, 2022 <https://cssprofile.collegeboard.org/>
- 10/4/22: College Mock Admissions Night & Mini Fair
- Participate in the Senior Seminar on 10/12/22
- Participate in Virtual College Webinars and Events. Check the CCC Canvas Page for the latest information on college admission rep visits.
- Start working on CSU and UC applications. Continue working on college essays and personal statements. Contact Mrs. Van Mill ([tvanmil@lbusd.org](mailto:tvanmil@lbusd.org)) in the Writing Lab for assistance.
- Refresh and finalize your resume (completed in English class).

## NOVEMBER

- Continue working on and submit CSU and UC applications by November 30.
- ★★ Prepare and hand in teacher and counselor recommendation packets if applying under regular admission deadlines.
- Pay attention to private school/out of state deadlines and submit applications accordingly.
- Complete supplements if needed. These are usually separate submissions from the application.
- Be aware of early action/early decision deadlines!

## DECEMBER

- Pay attention to December 1st application deadlines.
- Attend College Unplugged
- Follow up with colleges to make sure all documents have been received (including supplemental materials).
- Check your college portals.
- If you receive an early decision admission offer from a college, notify your counselor to discuss next steps.

## **DECEMBER**

- Notify remaining colleges to withdraw your application if you accept the admission offer.
- Do something fun over winter break!

## **JANUARY**

- Keep working in your classes! Grades and courses continue to count throughout your senior year.
- Request that your counselor send mid-year reports (the transcript of your first semester grades) if your colleges require them once finals are complete.
- Mrs. Tacklind will provide presentations during Government/Econ classes about how to apply for scholarships through the LBHSSF (Laguna Beach High School Scholarship Foundation) and will explain the process/timeline.
- Continue additional scholarship searches: Fastweb.com, BigFuture.com, etc.
- Pay attention to January application deadlines!
- Continue to check college portals

## **FEBRUARY**

- Complete additional scholarship applications. You may be eligible for more scholarships than you think, so apply for as many as you can!
- Follow up on additional requests by the colleges. Pay attention to your email inbox! Check SPAM folders.
- Continue to check college portals.

## **MARCH**

- Stay focused and keep studying - only a couple more months to go!
- LBHSSF scholarship applications due this month

## **APRIL**

- Visit schools over spring break to make final decisions.
- Make your final decision about the college you will be attending before the end of the month.
- Check deadlines for housing deposits.
- If wait-listed: send additional information to admissions officers (if needed).
- Review your college acceptances and financial aid awards. If you are positive you will not enroll at one or more of the colleges that accepted you, please notify those colleges that you have selected another college. If you know which college you will attend, send your tuition deposit and follow all other instructions.

## **MAY**

- Take Advanced Placement exams, if appropriate and request that your AP scores be sent to the college you will be attending.
- Submit SIR (Student Intent to Register), enrollment, and deposits to college or university by May 1.
- Notify other colleges you will not be attending.
- Send transcripts to colleges as requested through [parchment.com](http://parchment.com).
- Check to see if you will need to take placement tests (Math, English) for your college.
- Register for freshmen orientation if applicable.

## **JUNE**

- Notify the college of any private scholarships or grants you will be receiving.
- Know when the payment for tuition, room and board, meal plans, etc., is due. If necessary, ask the financial aid office about a possible payment plan that will allow for you to pay in installments.
- Complete your senior survey and make sure your counselor knows where you will be attending college.
- Send your final transcript to colleges as requested.
- Plan summer activities and/or work. Consider enrolling in a summer college class or career internship.
- Take finals!
- Congratulations! You have completed a difficult task, now it's time to look forward to graduation!

### **LBHS COUNSELORS:**

Nichole Rosa (A-F) - [nrosa@lbusd.org](mailto:nrosa@lbusd.org)

Alexis Mele (G-L) - [amele@lbusd.org](mailto:amele@lbusd.org)

Eric Banducci (M-R) - [ebanducci@lbusd.org](mailto:ebanducci@lbusd.org)

Angela Pilon (S-Z) - [apilon@lbusd.org](mailto:apilon@lbusd.org)

### **LBHS COLLEGE AND CAREER CENTER:**

Lynn Gregory - [lgregory@lbusd.org](mailto:lgregory@lbusd.org)

College and Career Specialist

Patty Tacklind - [ptacklind@lbusd.org](mailto:ptacklind@lbusd.org)

Scholarship and Financial Aid Specialist



# Laguna Beach High School

## Graduation Requirements

Students must complete **230 credits** in order to be eligible for graduation. While courses may satisfy the LBHS graduation requirements, the courses do not necessarily satisfy eligibility criteria for universities, colleges, or athletic associations such as NCAA or NAIA.

<b>ENGLISH</b>	<b>40 credits</b>
<b>SOCIAL SCIENCE</b>	<b>35 credits</b>
• 9th: Global Studies and Skills	5 credits
• 10th: World History or AP European History	10 credits
• 11th: U.S. History or AP U.S. History	10 credits
• 12th: Econ/American Gov or AP Econ/AP American Gov	10 credits
<b>SCIENCE</b>	<b>20 credits</b>
• Physical Science, e.g. Integrated Science 1 & 3, and AP Physics	
• Life Science, e.g. Integrated Science 2, AP Biology, Marine Ecology, and Anatomy and Physiology	
<b>MATHEMATICS</b>	<b>30 credits</b>
• Must Complete Algebra I	
• Algebra I credit from middle school does not count towards the 30 credit high school requirement	
<b>Physical Education/Sports</b>	<b>20 credits</b>
<b>Visual and Performing Arts</b>	<b>10 credits</b>
<b>World Language</b>	<b>10 credits</b>
<b>Health</b>	<b>5 credits</b>
<b>Electives</b>	<b>60 credits</b>
<b>TOTAL</b>	<b>230 credits</b>

### Community Service

The Class of 2023 will need to complete a minimum of (20) hours total of community service to meet their 2023 graduation requirement. This (20) hour requirement is for the 2022-2023 school year only due to our current circumstances. Students will not be allowed to walk with their graduating class if they have not completed this requirement.



# UC and CSU Minimum Course Requirements

	LBHS	UC and CSU
<b>History/ Social Science</b> (UC Category "a")	<b>3.5 years, plus .5 of Health</b>	<b>2 years required</b> <i>Two units (equivalent to two years) of history/social science required, including: one year of world history, cultures and historical geography and one year of U.S. History; or one-half year of U.S. History and one-half year of civics or American government.</i>
<b>English</b> (UC Category "b")	<b>4 years</b>	<b>4 years required</b> <i>Four units (equivalent to four years) of college preparatory English composition and literature required, integrating extensive reading, frequent writing, and practice listening and speaking with different audiences. Students may only use 1 year of ESL/ELD English.</i>
<b>Mathematics</b> (UC Category "c")	<b>3 years</b>	<b>3 years required, 4 years recommended</b> <i>Three units (equivalent to three years) of college preparatory mathematics (four units are strongly recommended), including or integrating topics covered in elementary algebra, advanced algebra, and two and three dimensional geometry.</i>
<b>Laboratory Science</b> (UC Category "d")	<b>2 years</b>	<b>2 years required, 3 years recommended</b> <i>Two units (equivalent to two years) of laboratory science are required (three units are strongly recommended), providing fundamental knowledge in two of the following: biology, chemistry, or physics.</i>
<b>Language Other than English</b> (UC Category "e")	<b>1 year</b>	<b>2 years required, 3 years recommended</b> <i>Two units (equivalent to two years, or through the second level of high school instruction) of the same language other than English (three units recommended)</i>
<b>Visual &amp; Performing Arts</b> (UC Category "f")	<b>1 year</b>	<b>1 year required</b> <i>One Unit (equivalent to one year) required, chosen from one of the following categories: dance, music, theater, or visual arts (e.g. painting, web/graphic design, film/video, inter/multimedia arts).</i>
<b>College-Prepara tory Elective</b> (UC Category "g")	<b>4+ years (60 Units)</b>	<b>1 year required</b> <i>One unit (equivalent to one year) chosen from the "a-f" courses beyond those used to satisfy the requirements of the "a-f" subjects, or courses that have been approved solely in the elective area.</i>



# LBHS ACADEMIC SUPPORTS 2022-2023

## MATH LAB



Algebra I ◊ Geometry ◊ Algebra II ◊ Calculus ◊ AP Calculus

My name is Robin Lux and I am your LBHS Math Tutor. I am here to help with clarifications of lessons, homework and test preparation. I am on CANVAS.

### MATH LAB HOURS

MONDAY-THURSDAY

8:00am - 2:15pm

\*Closed 12:24 - 12:54pm

FRIDAY

8:00am - 2:15pm

\* Closed 11:48am - 12:18pm

Classroom ABOVE the NORTH GYM

[rlux@lbusd.org](mailto:rlux@lbusd.org)

## WRITING LAB



Need help or feedback on a paper?  
The **Writing Lab** is here to help!

Submit your essays to Mrs. Van Mil in the Writing Lab anytime through Google Docs. Simply click on “share” in the upper right corner of your document and send to [tvanmil@lbusd.org](mailto:tvanmil@lbusd.org)

### HOURS

Monday – Thursday

8:00am-12:30pm

Fridays - Closed

Don't forget to include the **DUE DATE** of the assignment. Although you do not need to be present for your paper to be edited, please keep in mind that **papers are not reviewed in the evenings, on weekends, or when the lab is closed.** Submit papers early to guarantee a timely response. Appointments are available as well during Writing Lab hours. Also, review-learning modules in the **Writing Lab course on Canvas** for specific quick reference help.

# PAPER

(Formerly GradeSlam)

**PAPER** gives students 24/7 online help from live tutors in all academic subjects. [VISIT Student BEACHPORT to login.](#)


PAPER is to be used for academic purposes only. Be polite and respectful to the **PAPER** staff. Users are representing LBHS!

Teachers and administrators have the ability to review all PAPER interactions.

Human help is always better than online help. Students should try their best to get help from LBHS teachers or use the on-campus math lab and writing lab first. **PAPER** is a backup source for help.

Communicate teacher's expectations clearly. **PAPER** tutors can only help correctly if they know what a user's teachers expect. If a teacher expects his or her students to solve math problems or write essays in a very specific way, it's up to the students to inform their tutors. Otherwise, one may still get a bad grade even with **PAPER's** help.

LOVE TO READ?



The Sora app can be found on **BeachPort** (LBHS website). The Sora app was designed around the modern student reading experience. It empowers students to discover and enjoy ebooks and audiobooks from their school, for both leisure and class-assigned reading.

**AVAILABLE NOW!**

## GALE

### Testing & Education Reference Center

- SAT & ACT Prep Materials AND Practice Tests
- AP Test Prep AND English & Math Skills Practice
- College Planning AND Scholarship Information

**CHECK IT OUT!!**  
Find it on BeachPort

**Looking for virtual college events or admissions meetings for LBHS students?**

Go to the **LBHSCCC Canvas** website for the latest information. Updates will take place throughout the fall so check back frequently.



# Helping Millions of Students Plan for Life After High School

## Inspired by Students, Powered by College and Career Experts

BigFuture® is a free, comprehensive set of digital resources that helps all students take a productive first step after high school. With feedback from students, insights from professionals, and over 100 years of College Board expertise, the BigFuture personalized dashboard simplifies a complex process into key actions across three categories:

## Plan for College



### COLLEGE SEARCH

Students can search and filter **over 3,000 college profiles** with rich content about campus life and admissions provided by the colleges themselves.



### STUDENT SEARCH SERVICE™

On average, students contacted by colleges through this service receive **29% more college admission offers**.

## Pay for College



### SCHOLARSHIP SEARCH

Students explore and match with over **\$4 billion** in scholarships each year.



### BIGFUTURE SCHOLARSHIPS

Juniors and seniors who complete steps on their dashboard earn entries for monthly scholarship drawings that award **nearly \$3 million each year**.



### FINANCIAL AID RESOURCES

We offer guides and an Expected Family Contribution Calculator to help families understand college costs, student loans, the FAFSA®, and more.

## Explore Careers



### CAREER SEARCH

Students connect their interests and skills to **over 1,000 career profiles** across a variety of education levels. They can view job requirements, projected salaries, and growth potential.

“As a low-income, first-generation college student, BigFuture ensured that I had the information I needed to be successful throughout the entire process. Without it, I may not have found, or gotten into, my top choice school.”

### Shylyne

Class of 2022  
Mansfield R-IV  
High School, MO



“[BigFuture] has really inspired me to look into new scholarships and showed me that it is possible to get a lot of financial aid if you look in the right places. I have started to plan ahead for my future and this was an encouraging experience!”

### Neysi

Class of 2022  
Battle Mountain  
High School, CO



“I think that this is an amazing program that helps to provide opportunities for kids like me who are low-income and worrying about how they’ll be able to pay for furthering their education. [BigFuture] is very helpful and also easy to navigate, which makes the process of going to college less stressful.”

### Cori

Class of 2022  
Lamar High  
School, TX



Explore the dashboard, resources, and more at **bigfuture.org**.



# FIND YOUR PATH

## 2022/2023 TEST DATES

SEP.  
10

OCT.  
22

DEC.  
10

FEB.  
11

APR.  
15

JUN.  
10

JUL.\*  
15

\*No test centers are scheduled in New York for the July test date.

**WHEN IT COMES TO TEST PREP,  
WE'VE GOT YOU COVERED.**

ACT offers test prep programs for every learning style with live video lessons, interactive practice questions, full-length practice tests, and on-demand tutorials.

Explore your test prep options, including a free practice test, at

[act.org/prep](https://act.org/prep).

Register online  
at [act.org/bts](https://act.org/bts)





# WHY TAKE THE ACT TEST?

## SAVE \$\$\$\$ ON TUITION

Taking the ACT test can increase your chances of earning new or better scholarships.

1

2

## TAKE THE RIGHT CLASSES

Your ACT score can help you place out of remedial coursework rather than sitting for additional placement tests on campus — saving time and money!

## YOU'RE ALREADY PREPARED

Every question on the ACT is based on the high school curriculum you are already familiar with. While you've been studying for your classes, you've been preparing for the ACT.

3

4


## BE STEM READY

The ACT gives you the chance to stand out with a unique STEM score—a measure of preparedness for courses in STEM-related majors.

## CALCULATE THE RIGHT ANSWERS


Students who take the ACT can use a calculator for the entire math section! The SAT does not allow this.

5



## FEE WAIVERS

Ask your counselor if you qualify for a fee waiver to take the ACT test for free. Fee waivers cover registration for up to 4 national tests, unlimited score reports, and provide free access to The Official ACT® Self-Paced Course, Powered by Kaplan®.



Register online at [act.org/bts](https://act.org/bts)

# Stand out to colleges. Take the SAT.



Scan the code to register today.

OUR SCHOOL CODE IS:

--	--	--	--	--	--

**2022 TEST DATES**

<b>AUG 27</b>	<b>OCT 1</b>	<b>NOV 5</b> <small>U.S. ONLY</small>	<b>DEC 3</b>
-------------------	------------------	--	------------------

REGULAR REGISTRATION DEADLINES

<b>JUL 29</b>	<b>SEP 2</b>	<b>OCT 7</b>	<b>NOV 3</b>
---------------	--------------	--------------	--------------

LATE REGISTRATION DEADLINES (U.S. ONLY)\*

<b>AUG 16</b>	<b>SEP 20</b>	<b>OCT 25</b>	<b>NOV 22</b>
---------------	---------------	---------------	---------------

**2023 TEST DATES**

<b>MAR 11</b>	<b>MAY 6</b>	<b>JUN 3</b>
-------------------	------------------	------------------

REGULAR REGISTRATION DEADLINES

<b>FEB 10</b>	<b>APR 7</b>	<b>MAY 4</b>
---------------	--------------	--------------

LATE REGISTRATION DEADLINES (U.S. ONLY)\*

<b>FEB 28</b>	<b>APR 25</b>	<b>MAY 23</b>
---------------	---------------	---------------

Test dates may change. Check [sat.org](https://sat.org) for updates.

# Parchment

The simple online way to **Request, Send, and Store Transcripts.**

Including powerful tools to research colleges and find the right fit for you.

## Request & Send Transcripts

### Step 1: Log in or Register



1. Sign in at [www.parchment.com](http://www.parchment.com)
2. Click **Sign Up** to log in or register your account

### Step 2: Add your school to your Profile



1. Click Get Started
2. Add your High School

### Step 3: Add Destinations



1. Select Destinations such as colleges, NCAA, Common Application, or yourself
2. Review Destinations

### Step 4: Provide Consent



1. Complete the waiver form.
2. Complete the Transcript Authorization form by eSigning

### Step 5: Payment



1. Provide debit/credit card payment if there are any fees

### Step 6: Track Order



1. The status of your request will be emailed and updated in your Parchment.com Account

More than 3 Million students use  
Parchment to send Transcripts

# Prepare for College!

Get your college application plan organized, and see how you stack up.

## STORE YOUR INFO IN YOUR PROFILE:

- Unweighted GPA
- Weighted GPA
- SAT Scores
- SAT II Scores
- ACT Scores
- AP Classes and Grades
- Excurriculars
- Awards and more!

## CREATE A LIST OF COLLEGES YOU LIKE:

- Search for colleges
- Add colleges to your list
- Indicate your stage in the application process

## TRACK APPLICATIONS:

- Keep track of your college application decisions



Get Started at [www.parchment.com](http://www.parchment.com)



## FIND & COMPARE COLLEGES

- Discover new colleges by seeing where students like you enroll
- Use Parchment's Simulator for admission predictions
- Learn more about colleges and their applicants on the college-specific pages

## SEE HOW YOU STACK UP:

- Complete your profile and add colleges to your list to get data-driven Parchment predictions
- Predictions are based on statistical models from the results of students who have voluntarily added their admissions data in the past
- Scatterplots and analytics on each college page give data about how you compare to past applicants
- Predictions are probabilities. If you are given a 10% change and you applied to a college 100 times, you should be accepted 10 of those times.

**If you want to attend a college, you should always apply.**

Predictions are only meant to be a guide. The only way to guarantee you will not get into a college is to not apply.

# ONE OPPORTUNITY. LIMITLESS POSSIBILITIES.

If you want to play NCAA sports at a Division I or II school, you need to register with the NCAA Eligibility Center at [eligibilitycenter.org](https://eligibilitycenter.org). If you plan to compete at a Division III school or currently are not sure in which division you want to compete, create a [free Profile Page account](#).

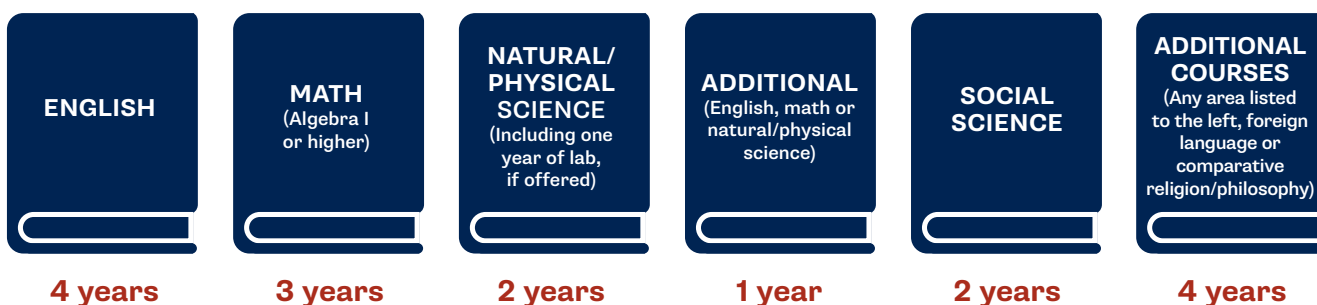
## ACADEMIC REQUIREMENTS

To play sports at a Division I or II school, you must complete a total of 16 [NCAA-approved core courses](#), earn a corresponding test score\* that matches your core-course GPA and submit proof of graduation to the Eligibility Center.

## CORE-COURSE REQUIREMENTS

Complete a total of 16 core courses in the following areas:

### Division I



To study and compete at a Division I school, you must complete 10 of your 16 core courses, including seven in English, math or natural/physical science, before the start of your seventh semester.

### Division II



## GRADE-POINT AVERAGE

The NCAA Eligibility Center calculates your [core-course grade-point average](#) based only on the grades you earn in NCAA-approved core courses.

- » Division I requires a minimum 2.3 GPA.
- » Division II requires a minimum 2.2 GPA.

## SLIDING SCALE

Divisions I and II use sliding scales to match test scores and GPAs to determine eligibility. The sliding scale balances your test score with your GPA. If you have a low test score, you need a higher GPA to be eligible. Find more information about sliding scales at [ncaa.org/test-scores](https://ncaa.org/test-scores).

## TEST SCORES

Every time you register for the SAT or ACT, use code 9999 to send your scores directly to the NCAA Eligibility Center from the testing agency. You may take the SAT or ACT an unlimited number of times before you enroll full time in university. If you take either test more than once, the best subscores from each test are used for the academic certification process.

*\*More information regarding the impact of COVID-19 and test scores can be found at [on.ncaa.com/COVID19\\_Spring2023](https://on.ncaa.com/COVID19_Spring2023).*





# HIGH SCHOOL TIMELINE

## GRADE

# 9

### Freshman Year: Register

- » *Start planning now!* Take NCAA-approved courses and earn the best grades possible.
- » Find your high school's list of NCAA-approved core courses at [eligibilitycenter.org/courselist](https://eligibilitycenter.org/courselist).
- » Register for a free Profile Page account at [eligibilitycenter.org](https://eligibilitycenter.org) for information on NCAA initial-eligibility requirements.

## GRADE

# 10

### Sophomore Year: Plan

- » If you fall behind academically, ask your counselor for help finding approved courses you can take.
- » If you are being actively recruited by an NCAA school and have a Profile Page account, [transition](#) it to a [Certification account](#).
- » Monitor the task list in your Eligibility Center account for next steps.
- » At the end of the school year, ask your counselor from each high school you have attended to upload an official transcript to your Eligibility Center account.

## GRADE

# 11

### Junior Year: Study

- » Check with your counselor to make sure you are on track to complete the required number of NCAA-approved [core courses](#) and graduate on time with your class.
- » Take the [SAT/ACT](#) and submit your scores to the Eligibility Center using code 9999.\*
- » Ensure your sports participation information is correct in your Eligibility Center account.
- » At the end of the school year, ask your counselor from each high school you have attended to upload an official transcript to your Eligibility Center account.

## GRADE

# 12

### Senior Year: Graduate

- » Complete your final NCAA-approved [core courses](#) as you prepare for graduation.
- » Take the [SAT/ACT](#) again, if necessary, and submit your scores to the Eligibility Center using code 9999.\*
- » Request your final amateurism certification beginning April 1 (fall enrollees) or Oct. 1 (winter/spring enrollees) in your Eligibility Center account at [eligibilitycenter.org](https://eligibilitycenter.org).
- » After you graduate, ask your counselor to upload your final official transcript with proof of graduation to your Eligibility Center account.
- » **Reminder:** Only students on an NCAA Division I or II school's [institutional request list](#) will receive a certification.

How to plan your high school courses to meet the 16 core-course requirement:

# 4 x 4 = 16

## 9<sup>TH</sup> GRADE

- (1) English
- (1) Math
- (1) Science
- (1) Social Science and/or additional

**4 CORE COURSES**

## 10<sup>TH</sup> GRADE

- (1) English
- (1) Math
- (1) Science
- (1) Social Science and/or additional

**4 CORE COURSES**

## 11<sup>TH</sup> GRADE

- (1) English
- (1) Math
- (1) Science
- (1) Social Science and/or additional

**4 CORE COURSES**

## 12<sup>TH</sup> GRADE

- (1) English
- (1) Math
- (1) Science
- (1) Social Science and/or additional

**4 CORE COURSES**

SEARCH FREQUENTLY ASKED QUESTIONS: [ncaa.org/studentfaq](https://ncaa.org/studentfaq)

Follow us: [@ncaaec](https://twitter.com/ncaaec) [@playcollegesports](https://www.instagram.com/playcollegesports) [@ncaaec](https://www.facebook.com/ncaaec)



# WUE

The Western Undergraduate Exchange

## ATTEND COLLEGE IN THE WEST FOR LESS

### What is WUE?

The Western Undergraduate Exchange (WUE) is a tuition-savings program that makes attending out-of-state colleges and universities more affordable for students. Through WUE, you receive a reduced tuition rate, giving you more education options for your money. **Virtually all undergraduate degrees are available.**



**160+**  
INSTITUTIONS



**\$9,700**  
AVERAGE SAVINGS  
PER STUDENT

### How does WUE work?

Participating two- and four-year public colleges and universities across the Western U.S. agree to charge out-of-state students no more than 150 percent of the institution's in-state tuition. Tuition savings may vary depending on the college or major.

**The bottom line: You save big with WUE and almost always pay less than out-of-state tuition.**

### How do I get started?

Check your eligibility by home state/territory, college and major through our online **WUE Savings Finder**. Visit [wuesavingsfinder.wiche.edu](https://wuesavingsfinder.wiche.edu) or use the QR code.



---

Meet the college's WUE admissions requirements and deadlines.

---

Apply directly to the college(s) of your choice.

**Contact the college** - it's the best source of information about how you can save money through WUE.

Questions? Visit [wue.wiche.edu](https://wue.wiche.edu).  
Or contact us at [info-sap@wiche.edu](mailto:info-sap@wiche.edu)  
or 303.541.0270.

### Participating colleges\* and universities

As of October 18, 2021

Resident students from the following states and territories may apply for the discount at these participating schools. Students from the Federated States of Micronesia and the Republic of the Marshall Islands are also eligible to apply.

#### ALASKA

University of Alaska Anchorage  
University of Alaska Fairbanks  
University of Alaska Southeast

#### ARIZONA

Arizona State University/Downtown  
Arizona State University/Polytechnic  
Arizona State University/West  
Arizona Western College \*  
Central Arizona College \*  
Chandler-Gilbert Community College \*  
Cochise College \*  
Coconino Community College \*  
Eastern Arizona College \*  
Estrella Mountain Community College \*  
GateWay Community College \*  
Glendale Community College \*  
Mesa Community College \*  
Mohave Community College \*  
Northern Arizona University  
Northland Pioneer College \*  
Paradise Valley Community College \*  
Phoenix College \*  
Pima Community College \*  
Rio Salado College \*  
Scottsdale Community College \*  
South Mountain Community College \*  
University of Arizona  
University of Arizona Sierra Vista  
Yavapai College \*

#### CALIFORNIA

California State Polytechnic University, Pomona  
California State University, Bakersfield  
California State University, Channel Islands  
California State University, Chico  
California State University, Dominguez Hills  
California State University, East Bay  
California State University, Maritime Academy  
California State University, Northridge  
California State University, Sacramento  
California State University, San Bernardino  
California State University, San Marcos  
California State University, Stanislaus  
Humboldt State University  
Sonoma State University  
University of California, Merced

#### COLORADO

Adams State University  
Aims Community College \*  
Arapahoe Community College \*  
Colorado Mesa University  
Colorado Mountain College \*  
Colorado Northwestern Community College \*  
Colorado State University  
Colorado State University-Pueblo  
Community College of Aurora \*  
Community College of Denver \*  
Fort Lewis College  
Front Range Community College \*  
Lamar Community College \*  
Metropolitan State University of Denver  
Morgan Community College \*

Northeastern Junior College \*  
Otero College \*  
Pikes Peak Community College \*  
Pueblo Community College \*  
Red Rocks Community College \*  
Trinidad State College \*  
University of Colorado Anschutz Medical Campus  
University of Colorado, Colorado Springs  
University of Colorado Denver  
University of Northern Colorado  
Western Colorado University

#### COMMONWEALTH OF THE NORTHERN

#### MARIANA ISLANDS

Northern Marianas College \*

#### GUAM

University of Guam

#### HAWAII

University of Hawaii at Hilo  
University of Hawaii at Manoa  
University of Hawaii Maui College  
University of Hawai'i-West O'ahu

#### IDAHO

Boise State University  
College of Southern Idaho \*  
Idaho State University  
Lewis-Clark State College  
North Idaho College \*  
University of Idaho

#### MONTANA

Dawson Community College \*  
Flathead Valley Community College \*  
Great Falls College Montana State University \*  
Helena College University of Montana \*  
Highlands College of Montana Tech \*  
Miles Community College \*  
Montana State University, Billings  
Montana State University, Bozeman  
Montana State University, Northern  
Montana Technological University  
University of Montana  
University of Montana, Western

#### NEVADA

College of Southern Nevada \*  
Great Basin College \*  
Nevada State College  
Truckee Meadows Community College \*  
University of Nevada, Las Vegas  
University of Nevada, Reno  
Western Nevada College \*

#### NEW MEXICO

Eastern New Mexico University  
Eastern New Mexico University - Roswell \*  
New Mexico Highlands University  
New Mexico Institute of Mining and Technology  
New Mexico Junior College \*  
New Mexico Military Institute \*  
New Mexico State University  
New Mexico State University-Alamogordo \*  
Northern New Mexico College  
Santa Fe Community College \*

University of New Mexico  
Western New Mexico University

#### NORTH DAKOTA

Bismarck State College \*  
Dakota College at Bottineau \*  
Dickinson State University  
Lake Region State College \*  
Mayville State University  
Minot State University  
North Dakota State College of Science \*  
North Dakota State University  
University of North Dakota  
Valley City State University  
Williston State College \*

#### OREGON

Eastern Oregon University  
Oregon Institute of Technology  
Oregon State University  
Portland State University  
Southern Oregon University  
Western Oregon University

#### SOUTH DAKOTA

Black Hills State University  
Dakota State University  
Northern State University  
South Dakota School of Mines and Technology  
South Dakota State University  
University of South Dakota

#### UTAH


Dixie State University  
Salt Lake Community College \*  
Snow College \*  
Southern Utah University  
University of Utah  
Utah State University  
Utah State University Eastern \*  
Utah Valley University  
Weber State University

#### WASHINGTON

Central Washington University  
Eastern Washington University  
Evergreen State College  
Spokane Community College \*  
Spokane Falls Community College \*  
Washington State University  
Washington State University Everett  
Washington State University Tri-Cities  
Washington State University Vancouver  
Western Washington University

#### WYOMING

Casper College \*  
Central Wyoming College \*  
Eastern Wyoming College \*  
Gillette College \*  
Laramie County Community College \*  
Northwest College \*  
Sheridan College \*  
University of Wyoming  
Western Wyoming Community College \*



# What is Common App?

Common App is a non-profit college access organization that helps students apply to college every year. Common App's free college application tool is designed to make applying to college faster and easier. With Common App you only need to use one system to apply to multiple colleges and universities. There are two main parts you fill out: a set of common questions and each college's own specific questions. The best part is you only have to fill out the common questions one time!

Common App is a place for you to learn about the college admissions process, understand how to plan and apply to college, and discover all that different colleges have to offer. It's a hub of information that can guide you through each step of the application journey. It's a resource that connects you with financial aid and scholarship opportunities.

## Whatever questions you might have, we're here to help

**Application guides** to give you step-by-step instructions on completing your application.

A **college roadmap** designed to guide you toward your next destination — no matter where you start.

An **application dictionary** to help you understand the terminology related to college applications.

A **library of FAQs** to answer any question you may have, and a support team that's available **24/7/365**.

## What's next

Visit [commonapp.org](https://commonapp.org) to create your Common App account and start exploring colleges.

### Common App at a glance

- More than 1,000 colleges and universities use Common App
- 250+ public colleges and universities
- 50+ international universities in 15+ countries
- 125+ MSIs
- 500+ without app fee
- 300+ test optional/flexible



**Below is the full set of essay prompts for 2022-2023**

We will also retain the [optional COVID-19](#) question within the Additional Information section.

1. Some students have a background, identity, interest, or talent that is so meaningful they believe their application would be incomplete without it. If this sounds like you, then please share your story.
2. The lessons we take from obstacles we encounter can be fundamental to later success. Recount a time when you faced a challenge, setback, or failure. How did it affect you, and what did you learn from the experience?
3. Reflect on a time when you questioned or challenged a belief or idea. What prompted your thinking? What was the outcome?
4. Reflect on something that someone has done for you that has made you happy or thankful in a surprising way. How has this gratitude affected or motivated you?
5. Discuss an accomplishment, event, or realization that sparked a period of personal growth and a new understanding of yourself or others.
6. Describe a topic, idea, or concept you find so engaging that it makes you lose all track of time. Why does it captivate you? What or who do you turn to when you want to learn more?
7. Share an essay on any topic of your choice. It can be one you've already written, one that responds to a different prompt, or one of your own design.



# PERSONAL INSIGHT QUESTIONS: GUIDE FOR FRESHMAN APPLICANTS

## Getting Started

This worksheet is designed to help UC freshman applicants start the writing process for the personal insight questions. Additional suggestions can be found on the UC's admissions website at [ucal.us/personalquestions](http://ucal.us/personalquestions).

## What are the Personal Insight Questions?

These questions are about getting to know you – your life experience, interests and accomplishments. Think of your responses as a conversation with the admissions office. Be open. Be reflective. Find your individual voice and express it.

While this section of the application is just one part we consider when making our admission decision, it helps provide context for the rest of your application.

### The basics

- You have 8 questions to choose from. You must respond to any 4 of the 8 questions.
- Each response is limited to a maximum of 350 words.
- Which questions you choose to answer is entirely up to you, but you should select questions that are most relevant to your experience and that best reflect your individual circumstances.
- All questions are given equal consideration, which means there is no advantage or disadvantage to choosing certain questions over others.
- Responses should explore your life and your accomplishments. When sharing examples, explain why they are relevant to the person you are today. The majority of your response should be on the present and/or recent past.

### How to use this worksheet:

Read the questions then work to write a draft for four personal insight questions. Make yourself the focus of each response.

Edit for content (facts about yourself) as the UC admissions reader is not looking at style or structure in your response.

Remember, there is not a right or wrong topic which you can share in a personal insight question response.

Lastly, the personal insight questions are numbered, not ranked.

### The questions:

**1. Describe an example of your leadership experience in which you have positively influenced others, helped resolve disputes, or contributed to group efforts over time.**

- Was there a time when you stepped up and took the role of leader in a group, team, family and/or work setting? Briefly describe the experience, then explore what that experience meant to you.
- How did you grow from that leadership experience? What, if any impact did that have in other places in your life?

*Remember, we do not need a definition of leadership. We are not asking if you have a leadership role or title.*

**2. Every person has a creative side, and it can be expressed in many ways: problem solving, original and innovative thinking, and artistically, to name a few. Describe how you express your creative side.**

- Give an example of your creativity (do not limit yourself by conventional definitions).
- Was there ever a problem where your imagination and intuition guided you to the solution? What was the problem, how did you arrive at a solution, what was the outcome?
- Do you have a creative passion? What have you gained from this passion that has affected other parts of your life or the life of those around you?

*Remember, we do not have a definition of creativity nor do we need you to limit your own idea of creativity.*

# PERSONAL INSIGHT QUESTIONS: GUIDE FOR FRESHMAN APPLICANTS

### 3. What would you say is your greatest talent or skill? How have you developed and demonstrated that talent over time?

- List what you consider your talents or skills:
  
- Which one of these talents or skills is the most meaningful or important to you and why? Does the talent come naturally or have you worked hard to develop this talent or skill?

*Remember, you may have always had this talent or skill but we hope you will focus your answer on the present or recent past when it relates to this talent or skill.*

### 4. Describe how you have taken advantage of a significant educational opportunity or worked to overcome an educational barrier you have faced.

- Feel free to speak about an opportunity and/or a barrier. An opportunity could have come due to a barrier. Also, it is okay if you experience one and not the other.
- Are you engaged in educational or mentorship programs, or community-based organizations? Do you consider these opportunities? If so, what have you gained from the experience?
- Have you had to supplement your coursework online, at a community college/university or through another school?
- Are you in a magnet, academy or special curriculum at your school? Did you apply or were you pre-enroll in the special curriculum?

*Remember, we do not compare students to one another. Your response could set context for the reader who is looking at the academic history section of your application.*

### 5. Describe the most significant challenge you have faced and the steps you have taken to overcome this challenge. How has this challenge affected your academic achievement?

- Have you had a difficult experience in your life? How did you get through it? Who are you today because of that time in your life? What did you learn from the experience?
- If you're currently working your way through the challenge, what are you doing now and does that affect different aspects of your life?
- Ask yourself, "how did this challenge impact my ability to be a good student?"

(Question 5 continued)

*Remember, while your challenge can be personal we are asking how it impacted your high school academic achievement.*

### 6. Think about an academic subject that inspires you. Describe how you have furthered this interest inside and/or outside of the classroom.

- Does this academic interest relate to activities or interest outside the classroom?
- Might the academic area tie in some way to your major or career path? If so, how and why is that important to you?
- What sparks your desire to learn?

*Remember, we are not limiting you to traditional academic subjects or those in core academic areas.*

### 7. What have you done to make your school or your community a better place?

- You saw a problem. What motivated you to act? What did you learn from your effort?
- Did you contribute to a positive change at your school or in your community? What steps have you taken to accomplish this? If you worked in a group you need to focus on your tasks, your role, and/or your responsibilities.

*Remember, even small changes can have a big impact. Admissions readers cannot click on links or search for your accomplishment online. You need to explain your accomplishment without external factors.*

### 8. Beyond what has already been shared in your application, what do you believe makes you a strong candidate for admissions to the University of California?

- Look at your transcript, resume and daily routine. Is there anything that you need to clarify, explain, or elaborate on which we won't find in another PIQ?
- What did we not ask in the application that reflects on who you are as a student inside and/or outside of the classroom?

*Remember, UC does not review unsolicited supplemental information (transcripts, letters of recommendation or resumes). Think of this question as a chance to add context or clarification about what we will find in your application.*