

eSchoolPLUS: Home Access Center Mobile App

eSchoolPLUS provides an easy-to-use mobile app for the Home Access Center. You will use the same login and password used for the Home Access Center.

To download the free app:

- For iPad, iPod Touch, and iPhone, use App Store.
- For Android devices, use Google Play Store app.
- For Kindle Fire and Fire phones, use Amazon App Store.

Search for **eSchoolPLUS family**.











Open the app

- On the Welcome Screen, click “District Name/State”
- Enter:
 - District Name: **Tuloso**
 - State: (select) **TX**
- Click Search
- Click on **Tuloso Midway ISD**
- Enter the username and password you use for the Home Access Center
- Click Login

The students you have access to will be displayed. Tap a student.

To see all your options, tap the “four squares” icon at the top right corner of the screen. The following icons appear:



	Notifications	Displays student alerts
	Attendance	Displays student attendance
	Classwork	Displays student class assignments in a week
	Calendar	Displays a calendar of the student’s events/assignments
	Progress Report	Displays the student’s progress grade information
	Report Card	Displays the students grade information
	Preferences	Displays options to change your student alert subscriptions and email address
	Logout	On Android devices, this option displays on the overflow menu instead of the application menu

To return to the menu, click the icon on the top left corner of the screen.

